

January 1, 2017

NOTICE TO RESIDENTS OF THE MILWAUKEE AREA  
TECHNICAL COLLEGE DISTRICT, WISCONSIN

A regular open meeting of the **EDUCATION, SERVICES, AND STUDENT SUCCESS COMMITTEE\*** of the Milwaukee Area Technical College District Board, Wisconsin, will be held in the **BOARD ROOM (ROOM M210)** of the **MILWAUKEE AREA TECHNICAL COLLEGE**, 700 West State Street, Milwaukee, Wisconsin on **Tuesday, January 17, 2017**, beginning **at 5:00 PM.**

The agenda for said meeting is presented as follows:

**A. Roll Call**

**B. Compliance with the Open Meetings Law**

**C. Approval of Minutes – December 13, 2016 - Attachment 1**

**D. Comments from the Public**

**E. Action Items**

NONE

**F. Discussion Items**

1. **Quality Review Process – Culinary Arts – Attachment 2**

**G. Information Items**

1. **List of Active Programs – Attachment 3**

2. **Quarterly Advisory Committee Report – Attachment 4**

3. **Quarterly Marketing Report**

4. **Enrollment Update**

a. **Promise Update**

- i. **1<sup>st</sup> Cohort**
- ii. **2<sup>nd</sup> Cohort**

## **H. Miscellaneous Items**

### **I. Old Business/New Business**

1. Date of Next Meeting: **February 21, 2017**  
**Board Room (M210)**  
**Milwaukee Campus**

Committee Members: Hamilton, Isbister, Scheibel, Wachholz, Wilson

- \* **The committee meeting is not a Board meeting despite the fact that a quorum of the Board is present at the committee meeting. Actions taken by a committee shall serve as recommendations to the Board for ultimate action.**
- \*\* **Action may be taken on any agenda item, whether designated as an action item or not. Agenda items may be moved into Closed Session for discussion when it becomes apparent that a Closed Session is appropriate under Section 19.85 of the Wisconsin Statutes. The Board may return into Open Session to take action on any item discussed in Closed Session.**

***Reasonable accommodations are available through the ADA Office for individuals who need assistance. Please call 414-297-6610 to schedule services at least 48 hours prior to the meeting.***



**Attachment ESSS - 1**

**MILWAUKEE AREA TECHNICAL COLLEGE DISTRICT BOARD  
EDUCATION, SERVICES, AND STUDENT SUCCESS  
December 13, 2016**

**CALL TO ORDER**

The regular monthly meeting of the Education, Services, and Student Success Committee of the Milwaukee Area Technical College District Board was held in open session on Tuesday, December 13, 2016, and called to order by Ms. Mary Scheibel at 5:02 p.m. in the Board Room, Room M210, at the Milwaukee Campus of Milwaukee Area Technical College.

**ITEM A: ROLL CALL**

**Present:** Ms. Mary Isbister, Ms. Mary Scheibel, Mr. Kurt Wacholz

**Excused:** Mr. Ashante Hamilton and Ms. Ann Wilson

**ITEM B: COMPLIANCE WITH THE OPEN MEETINGS LAW**

The Education, Services, and Student Success Committee meeting was noticed in compliance with the Wisconsin Open Meetings Law.

**ITEM C: APPROVAL OF MINUTES – November 15, 2016 – Attachment 1**

**Motion:** The minutes were approved without objection.

**ITEM D: COMMENTS FROM THE PUBLIC**

**ITEM E: ACTION ITEMS**

**None**

**ITEM F: DISCUSSION ITEMS**

**F-1 Program Quality Review – Nursing – Attachment 2**

**Discussion:** Dr. Mohammad Dakwar, provost, introduced Ms. Patricia Holt, director, Curriculum and Instructional Support; Mr. Tom Walsh, data analyst, Institutional Research; Dr. Nancy Vrabec, interim dean, School of Health Sciences; and Ms. Nancy Kron, Ms. Denise Owens, Ms. Dianna Marbley, and Ms. Kathy Lieberthal, faculty, Nursing Program. Ms. Holt noted that this is the first time the presentation reflects a pathway versus an individual program. Ms. Holt gave a brief overview of the pathway. Dr. Vrabec briefly highlighted the pathway and the partnerships the program has across the district and industry. The improvement areas focused on adding bilingual CNA sections, increase Nursing Assistant program graduation rates and increase program retention for program courses in the RN program. There was a brief discussion related to the petitioning communication process and improvements and

changes that have been made to the process. Enhancements to the Health Sciences Nursing page on the MATC.edu web page.

**F-2 Dashboard Presentation – Attachment 3**

Discussion: Dr. Dakwar, Ms. Christine McGee, executive director, MATC Foundation; Ms. Cheralyn Randall, associate vice president, Economic & Workforce Development and Grants; Dr. Trevor Kubatzke, vice president, Student Services; and Dr. Yan Wang, director, Institutional Research briefly reviewed the slides contained in the Dashboard Presentation.

**ITEM G: INFORMATION ITEMS**

**G-1 Communications Playbook**

Discussion: Ms. Kathleen Hohl, director, Communications and Events introduced Ms. Lynn Sheka from Reputation Partners, LLC. Ms. Hohl and Ms. Sheka reviewed the playbook and answered questions about who will use it and how it will be used.

**G-2 HLC Systems Portfolio – Attachment 4**

Discussion: Dr. Christine Manion, associate provost gave a brief update of MATC's accreditation, the process used by the Higher Learning Commission (HLC), and the components of the portfolio that will be submitted.

**G-31 Enrollment Update**

**a. Promise Update**

- 1. 1<sup>st</sup> Cohort**
- 2. 2<sup>nd</sup> Cohort**

Discussion: Dr. Kubatzke noted that spring enrollment is under way. We are currently trending to meet or slightly exceed our goal. As of last week we have just over 2,600 applicants to the 2<sup>nd</sup> Promise Cohort. January 13, 2017 is the deadline for the FAFSA and College applications.

**ITEM H: MISCELLANEOUS ITEMS**

**ITEM I: OLD BUSINESS/NEW BUSINESS** – Date of Next Meeting Tuesday, January 17, 2017, Milwaukee Campus, Board Room (M210).

**ADJOURNMENT** – The Committee adjourned at 6:23 p.m.

Respectfully submitted,

*Michele M. Conroy*

Michele M. Conroy  
Executive Assistant to the Provost  
Academic Affairs



## Culinary Pathway–Quality Process Review

(10-316-1-Culinary Arts, 31-316-1-Culinary Asst., 30-316-1-Food Service Asst.)

*Established in 1961\**

### Pathway Description

The Culinary pathway allows a student to complete the Food Service Assistant technical diploma after successful completion of three courses (five credits). The Culinary Assistant technical diploma would be awarded after successful completion of an additional 17 courses (30 credits). The associate degree in Culinary Arts requires successful completion of an additional nine technical and five general studies courses (34 credits).

#### Culinary Graduates:

- Have real-world work experience-Cuisine Restaurant, International Cuisine Pop-Up Restaurant, MATC Food Court & Catering Services
- Participate in specialty events-Five Star Food & Wine Event, PBS Feast in the Field, Savor Milwaukee (Wine & Dine), Salvation Army Emergency Lodge
- Are recruited by local area employers through on campus Student Employment Job Fairs
- Are employed throughout all foodservice segments in the Milwaukee area

#### Students benefit from:

- Many event opportunities to showcase talents and make industry connections
- Multiple scholarship opportunities-Five Star, Roundy's, WRA, Kikkoman, etc.
- Program attracts a diverse population of students
- High School student earn advanced standing through the Pro-Start option

### Action Plan / Goals

#### Goals:

- **Culinary Arts**-Associate Degree-Increase completion in program courses by improving the delivery of the Field Experience course
- **Culinary Assistant**-Tech Diploma-Increase course completion in technical program courses by revising curriculum and adapting a new text book in CULMGT-105 Culinary Math and Cost Control
- **Food Service Assist**-Tech Diploma-Increase the number of program completers by improving course completion in CULMGT-112 Food Service Sanitation.

### HIGHLIGHTS!

- Food Truck Grant
- MPTV Series-Filming of MATC faculty and students
- Student Achievements-Guinness World Record, Tastemade Tailgate U Culinary Challenge
- State Fair Training Program, Department of Corrections Training Program

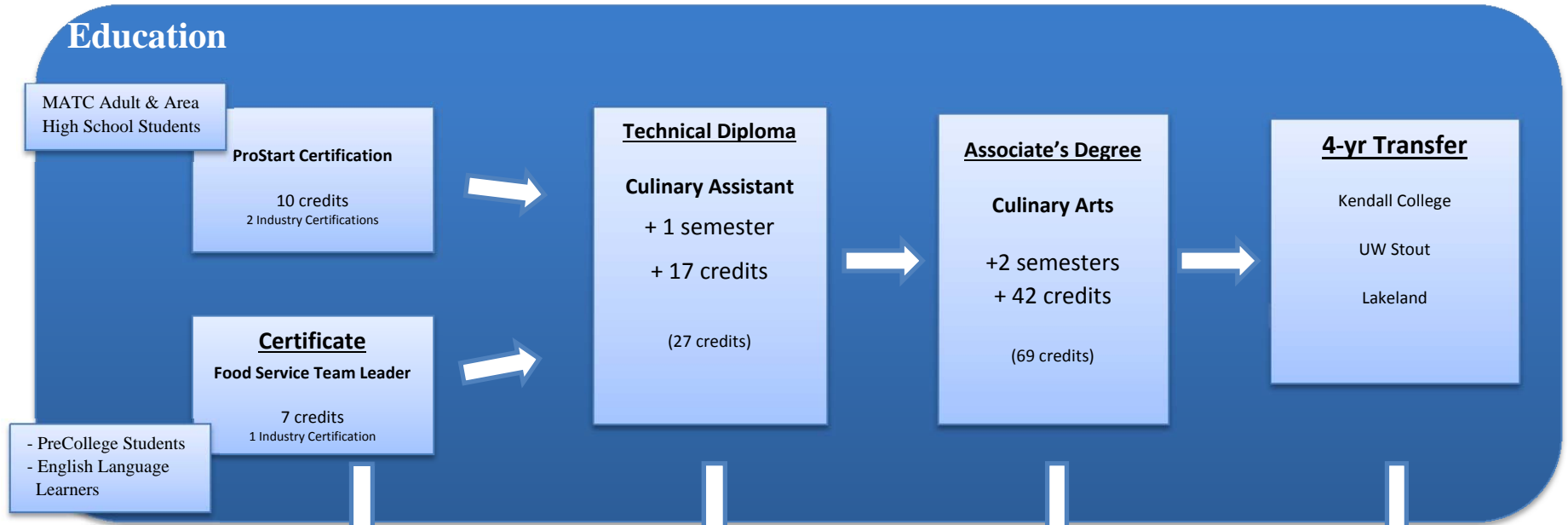
\* Associate degree originally created as Restaurant and Hotel Cookery



# CULINARY ARTS CAREER PATHWAY

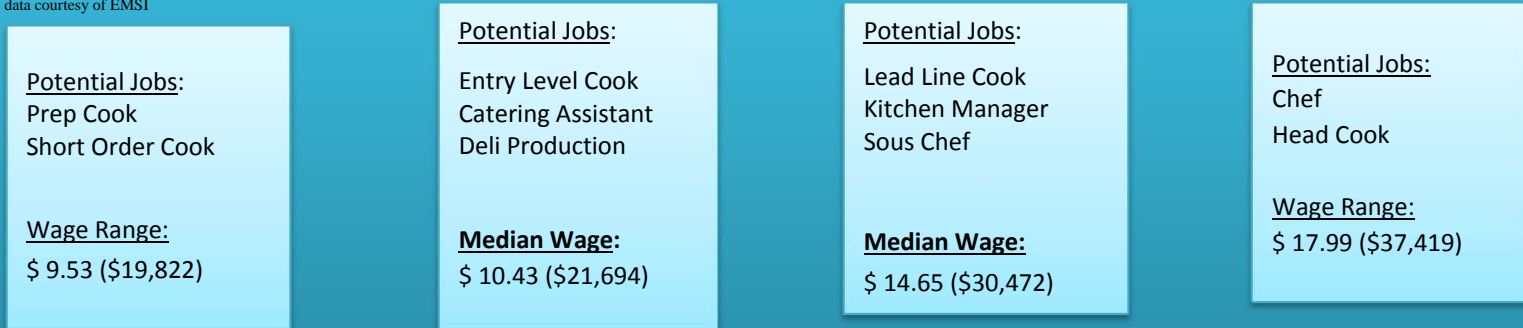
HOSPITALITY AND TOURISM CLUSTER

## Education



## Employment

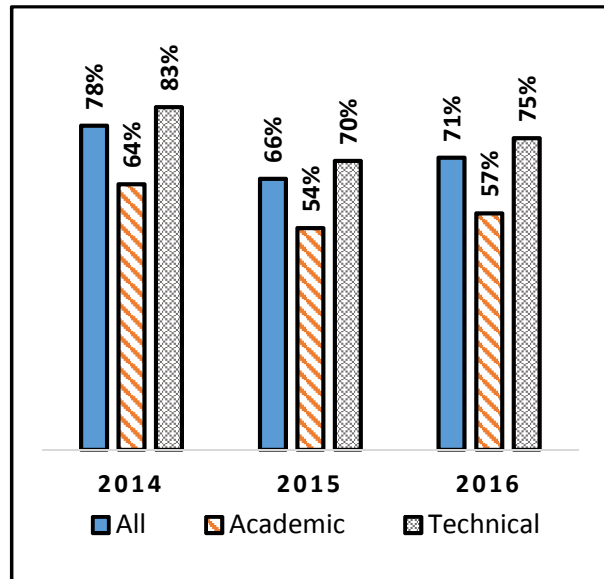
Salary and Jobs data courtesy of EMSI



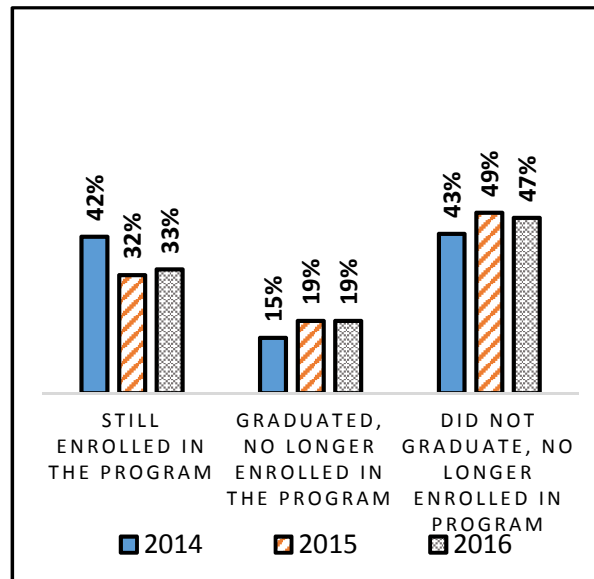
10-316-1 Culinary Arts

State Indicators		2014			2015			2016			WTCS (Excluding MATC)		
		Cohort	Achieved	Rate	Cohort	Achieved	Rate	Cohort	Achieved	Rate	Cohort	Achieved	Rate
Course Completion	All Program Course Enrollments	1,628	1,276	78%	2,604	1,706	66%	1,858	1,312	71%	5,029	3,888	77%
	Academic Program Course Enrollments	388	249	64%	691	370	54%	483	276	57%	1,025	679	66%
	Technical Program Course Enrollments	1,240	1,027	83%	1,913	1,336	70%	1,375	1,036	75%	4,004	3,209	80%
Retention	Semester-to-Semester	87	74	85%	261	168	64%	118	73	62%	282	214	76%
	Second Year	113	89	79%	108	76	70%	369	153	41%	417	215	52%
	Third Year	121	69	57%	113	58	51%	108	57	53%	488	165	34%
Transfer	Program Students	304	11	4%	341	20	6%	609	29	5%	975	41	4%
Graduation	Second Year	113	9	8%	108	6	6%	369	8	2%	417	40	10%
	Third Year	121	18	15%	113	22	19%	108	21	19%	488	75	15%
	Fifth Year	93	23	25%	114	27	24%	121	29	24%	496	100	20%
Employment (Self Reported)	All Employment	14	12	86%	28	26	93%	16	16	100%	65	61	94%
	Related	12	7	58%	26	23	88%	16	14	88%	61	51	84%

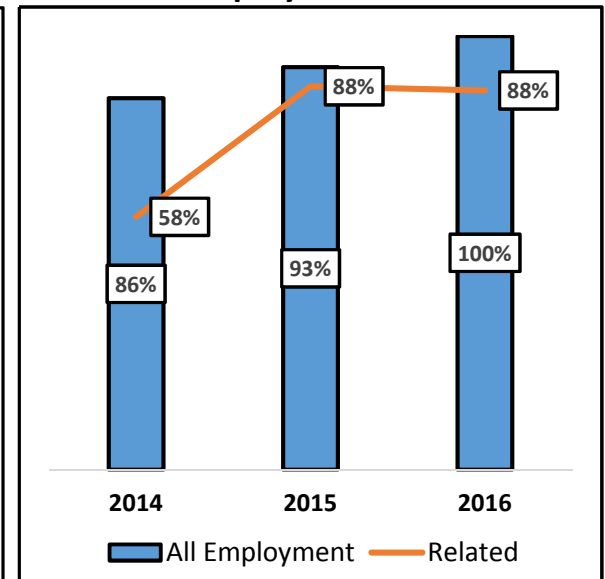
Course Completion



Student Status: 3 Years after Start



Graduate Employment

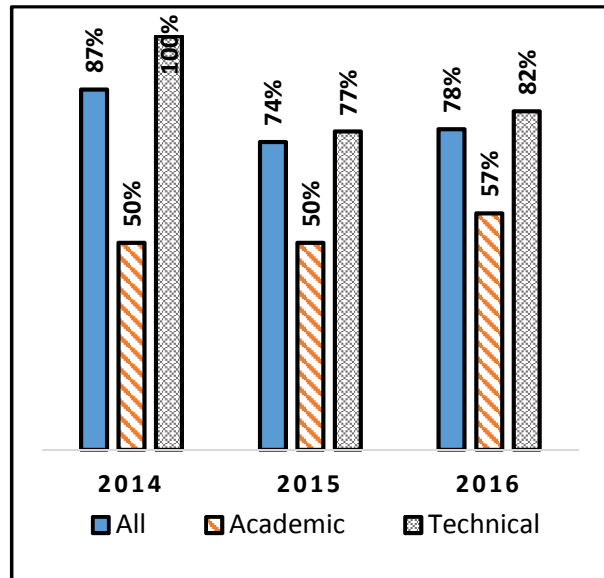


\*Note: An administrative change was made in the way program enrollments are reported in 2015. See "Definitions" Page for further explanation.

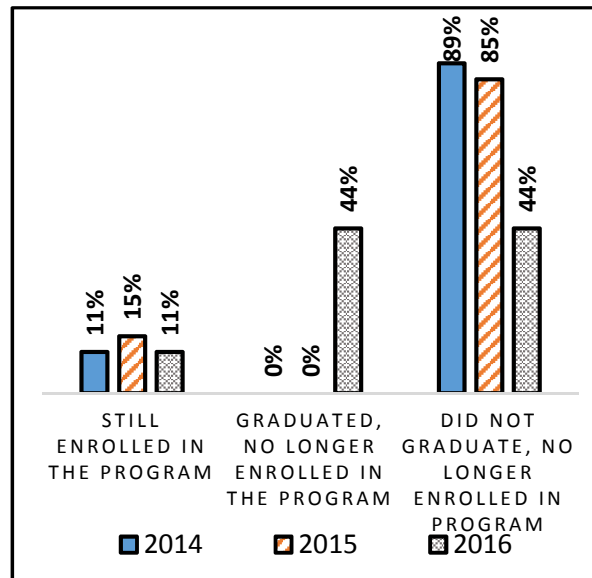
31-316-1 Culinary Assistant

State Indicators		2014			2015			2016			WTCS (Excluding MATC)		
		Cohort	Achieved	Rate	Cohort	Achieved	Rate	Cohort	Achieved	Rate	Cohort	Achieved	Rate
Course Completion	All Program Course Enrollments	31	27	87%	86	64	74%	40	31	78%	257	213	83%
	Academic Program Course Enrollments	8	4	50%	8	4	50%	7	4	57%	20	12	60%
	Technical Program Course Enrollments	23	23	100%	78	60	77%	33	27	82%	237	201	85%
Retention	Semester-to-Semester	7	6	86%	14	11	79%	3	1	33%	22	20	91%
	Second Year	13	5	38%	9	6	67%	23	11	48%	28	16	57%
	Third Year	9	1	11%	13	2	15%	9	5	56%	27	17	63%
Transfer	Program Students	17	1	6%	16	0	0%	31	1	3%	49	0	0%
Graduation	Second Year	13	0	0%	9	4	44%	23	4	17%	28	12	43%
	Third Year	9	0	0%	13	0	0%	9	4	44%	27	17	63%
	Fifth Year	0	0	0%	0	0	0%	9	0	0%	37	13	35%
Employment (Self Reported)	All Employment	0	0	0%	0	0	0%	0	0	0%	5	5	100%
	Related	0	0	0%	0	0	0%	0	0	0%	5	5	100%

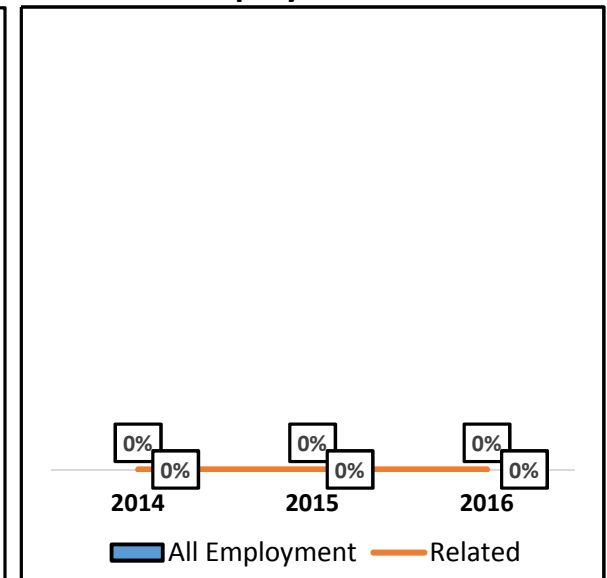
Course Completion



Student Status: 3 Years after Start



Graduate Employment



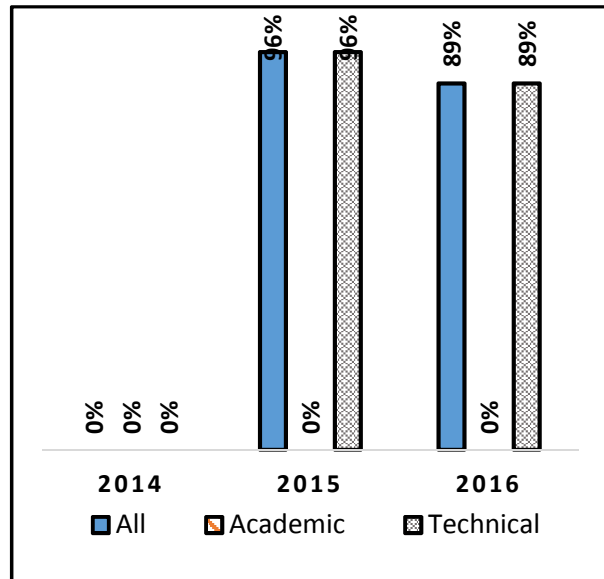
\*Note: An administrative change was made in the way program enrollments are reported in 2015. See "Definitions" Page for further explanation.



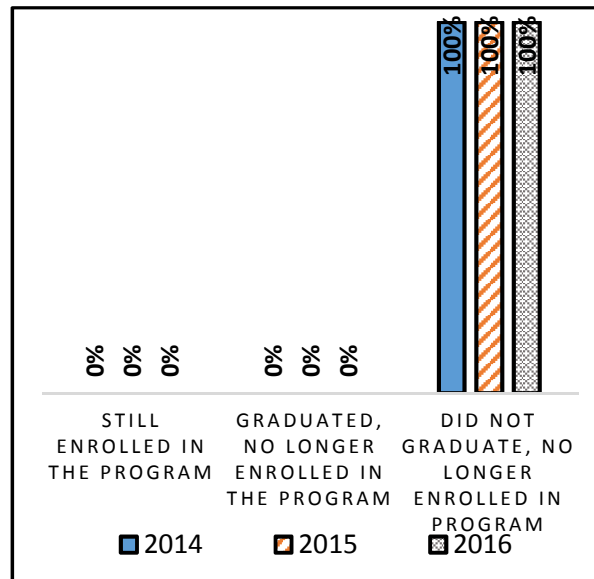
30-316-1 Food Service Assistant

State Indicators		2014			2015			2016			WTCS (Excluding MATC)		
		Cohort	Achieved	Rate	Cohort	Achieved	Rate	Cohort	Achieved	Rate	Cohort	Achieved	Rate
Course Completion	All Program Course Enrollments	0	0	-	26	25	96%	35	31	89%	-	-	-
	Academic Program Course Enrollments	-	-	-	-	-	-	-	-	-	-	-	-
	Technical Program Course Enrollments	0	0	0%	26	25	96%	35	31	89%	-	-	-
Retention	Semester-to-Semester	0	0	0%	26	26	100%	17	15	88%	-	-	-
	Second Year	0	0	0%	0	0	0%	26	25	96%	-	-	-
	Third Year	0	0	0%	0	0	0%	0	0	0%	-	-	-
Transfer	Program Students	0	0	0%	0	0	0%	26	0	0%	-	-	-
Graduation	Second Year	0	0	0%	0	0	0%	26	25	96%	-	-	-
	Third Year	0	0	0%	0	0	0%	0	0	0%	-	-	-
	Fifth Year	0	0	0%	0	0	0%	0	0	0%	-	-	-
Employment (Self Reported)	All Employment	0	0	0%	0	0	0%	6	5	83%	-	-	-
	Related	0	0	0%	0	0	0%	5	5	100%	-	-	-

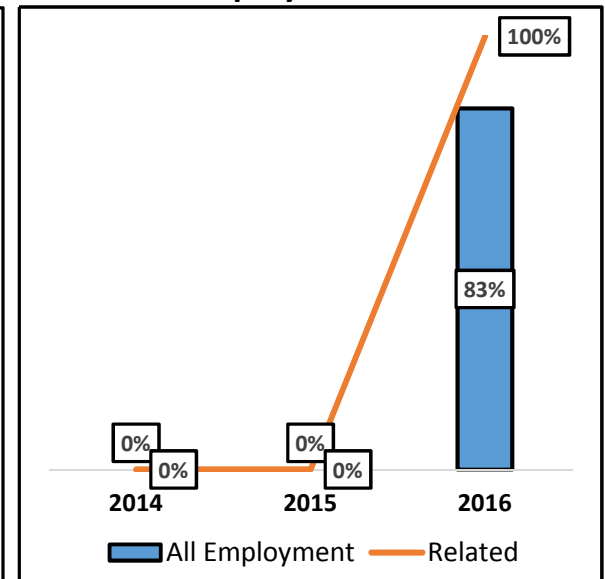
Course Completion



Student Status: 3 Years after Start



Graduate Employment



\*Note: An administrative change was made in the way program enrollments are reported in 2015. See "Definitions" Page for further explanation.

103161 Culinary Arts

Performance Summary By Measure

Criteria	Measure Name	Benchmark	2014	2015	2016
<b>External Demand</b>	Placement Rate	88.9%	85.7%	92.9%	100.0%
	Employment Opportunities	0.3	-	-	0.45
	Graduate Wages	\$40,845	-	\$28,802	\$23,251
	Student Satisfaction	100%	100.0%	96.7%	93.8%
	High Demand Fields (Extra Credit)	Y	-	-	Y
<b>Student Success</b>	Course Completion Rate (Technical Courses)	N/A	82.8%	69.8%	75.3%
	Change in Course Completion Rate	3.0%	-	-13.0%	5.5%
	Retention Rate	72.7%	78.8%	70.4%	41.5%
	Change in Program Retention Rate	0.03	-	-8.4%	-28.9%
	Graduation Rate (2nd year or 3rd year)	0.59/0.35	14.9%	19.5%	19.4%
	Change Program Graduation Rate	0.03	-	4.6%	0.0%
<b>Program Uniqueness</b>	Identical Programs within WTCS	Less than 2	11	-	-
	Identical Programs within Area Served by MATC	Less than 6	1	-	-
	Part of Pathway Credential	Y	-	-	Y
	Course for High School Dual Enrollment	Y	Y	Y	Y
	Industry Validated Credential	Y	Y	Y	Y
<b>Cost Analysis</b>	Program Total FTE	N/A	176	297	221
	% Change in FTE from Previous Year	N/A	-	69.1%	-25.8%
	Total Headcount	N/A	341	609	469
	% Change in Headcount	N/A	-	78.6%	-23.0%

# QRP Scorecard: Demographic Summary

Created: Novemeber 2016

## 30-316-1 Food Service Assistant

Demographic and Enrollment Summary	FY2014		FY2015		FY2016		3 Year Average	
	N	%	N	%	N	%	N	%
<b>ENROLLMENT</b>								
Headcount	0	-	26	-	17	-	14	-
Full-Time	0	-	18	69%	9	53%	9	63%
Part-Time	0	-	8	31%	8	47%	5	37%
<b>PROGRAM GRADUATES</b>								
Graduates	0		25		14		13	
<b>PROGRAM FTEs</b>								
FTEs	0		23		13		12	
<b>GENDER</b>								
Male	0	-	17	65%	7	41%	8	56%
Female	0	-	9	35%	10	59%	6	44%
N/A	0	-	0	0%	0	0%	0	0%
NTO Bias					No Bias			
<b>ETHNICITY</b>								
Am. Indian/Alaskan Native	0	-	0	0%	0	0%	0	0%
Asian	0	-	0	0%	2	12%	1	5%
Black	0	-	16	62%	4	24%	7	47%
Hispanic	0	-	2	8%	4	24%	2	14%
Multiple	0	-	0	0%	0	0%	0	0%
Pacific Islander	0	-	0	0%	0	0%	0	0%
Unknown	0	-	1	4%	0	0%	0	2%
White	0	-	7	27%	7	41%	5	33%
<b>AGE</b>								
less than 18	0	-	0	0%	0	0%	0	0%
18-24	0	-	9	35%	5	29%	5	33%
25-34	0	-	3	12%	4	24%	2	16%
35-44	0	-	6	23%	4	24%	3	23%
45-54	0	-	7	27%	4	24%	4	26%
55+	0	-	1	4%	0	0%	0	2%

\*Note: An administrative change was made in the way program enrollments are reported in 2015. See "Definitions" Page for further explanation.

# QRP Indicators: Equity Gap

Created: November 2016

## 30-316-1 Food Service Assistant

QRP State Indicators by Gender and Minority Status			2014			2015			2016			WTCS (Excluding MATC)		
			Cohort	Achieved	Rate	Cohort	Achieved	Rate	Cohort	Achieved	Rate	Cohort	Achieved	Rate
Course Completion	All Program Course Enrollments	All Program Students	0	0	-	26	25	96%	35	31	89%	-	-	-
		Male	0	0	0%	13	13	100%	15	14	96%	-	-	-
		Female	0	0	0%	13	12	95%	20	17	83%	-	-	-
		Minority	0	0	0%	17	16	96%	20	16	79%	-	-	-
		Minority Male	0	0	0%	5	5	100%	9	8	93%	-	-	-
		Minority Female	0	0	0%	12	11	95%	11	8	68%	-	-	-
	Academic Program Course Enrollments	All Program Students	-	-	-	-	-	-	-	-	-	-	-	-
		Male	-	-	-	-	-	-	-	-	-	-	-	-
		Female	-	-	-	-	-	-	-	-	-	-	-	-
		Minority	-	-	-	-	-	-	-	-	-	-	-	-
		Minority Male	-	-	-	-	-	-	-	-	-	-	-	-
		Minority Female	-	-	-	-	-	-	-	-	-	-	-	-
	Technical Program Course Enrollments	All Program Students	0	0	0%	26	25	96%	35	31	89%	-	-	-
		Male	0	0	0%	13	13	100%	15	14	96%	-	-	-
		Female	0	0	0%	13	12	95%	20	17	83%	-	-	-
Minority		0	0	0%	17	16	96%	20	16	79%	-	-	-	
Minority Male		0	0	0%	5	5	100%	9	8	93%	-	-	-	
Minority Female		0	0	0%	12	11	95%	11	8	68%	-	-	-	
Graduation	Third Year	All Program Students	0	0	0%	0	0	0%	0	0	0%	-	-	-
		Male	0	0	0%	0	0	0%	0	0	0%	-	-	-
		Female	0	0	0%	0	0	0%	0	0	0%	-	-	-
		Minority	0	0	0%	0	0	0%	0	0	0%	-	-	-
		Minority Male	0	0	0%	0	0	0%	0	0	0%	-	-	-
		Minority Female	0	0	0%	0	0	0%	0	0	0%	-	-	-
	Fifth Year	All Program Students	0	0	0%	0	0	0%	0	0	0%	-	-	-
		Male	0	0	0%	0	0	0%	0	0	0%	-	-	-
		Female	0	0	0%	0	0	0%	0	0	0%	-	-	-
		Minority	0	0	0%	0	0	0%	0	0	0%	-	-	-
Minority Female		0	0	0%	0	0	0%	0	0	0%	-	-	-	

\*Note: An administrative change was made in the way program enrollments are reported in 2015. See "Definitions" Page for further explanation.



## State Indicators

### Course Completion

**Cohort**- Number of program courses attempted by Program Students. A course is considered "attempted" if the student is enrolled as of the FTE Census date, which is approximately two weeks for a full-term course. (Only includes FTE generating courses).

**Achieved** – Number of program courses completed by program students with a C or higher.

**All Program Course Enrollments**- Includes enrollments by program students in all courses listed with WTCS as part of the program curriculum.

**Academic Program Course Enrollments** – Includes enrollments by program students in "General Studies" courses that are part of the program curriculum.

**Technical Program Course Enrollments** - Includes enrollments by program students "Technical Studies" courses that are part of the program curriculum.

### Retention

**Cohort**- Includes first time program students enrolled in at least one FTE generating course during the year in which the cohort was generated. For example, the 2016 "Second Year" cohort includes students that started the program in the 2015 academic year. The 2016 "Third Year Cohort" includes students that started the program in the 2014 academic year.

**Achieved** – the unduplicated count of program enrollees from the cohort who were still enrolled or graduated from the program. For example, the 2016 "Third Year" achieved includes all students that started the program in 2014 academic year and were still enrolled in the 2016 academic year or graduated in or before the 2016 academic year.

### Transfer

**Cohort**- The unduplicated count of program students in the **previous** year.

**Achieved** – the unduplicated count from the cohort that were enrolled in a non-WTCS 2-year or 4-year institution (Source: National Student Clearinghouse). For example, the 2016 achieved measure includes all students that were in the program in the 2015 academic year then were enrolled in a non-WTCS School during the 2016 academic year.

### Graduation

**Cohort**- Includes first time program students enrolled in at least one FTE generating course during the year in which the cohort was generated. For example, the 2016 "Third Year" cohort includes students that started the program in the 2014 academic year. The 2016 "Fifth Year Cohort" includes students that started the program in the 2012 academic year.

**Achieved** – the unduplicated count of program enrollees from the cohort who graduated from the program. For example, the 2016 "Third Year" achieved includes all students that started the program in 2014 academic year and graduated in or before the 2016 academic year.

### Employment

**Cohort (All Employment)**- The number of graduates from the previous year that responded to the Graduate Followup Survey as "**employed**" or "**not employed, actively seeking employment**".

**Achieved (All Employment)**– The number of graduates from the cohort that responded as "employed" on the Graduate Followup Survey.

**Cohort (Related)**- The number of graduates from the previous year that responded to the Graduate Followup Survey as "**employed**".

**Achieved (Related)**– The number of graduates from the cohort that indicated employment is related to the training received at MATC.

## Demographic Summary

**Full-time** - Student is enrolled in 24 or more credits during the academic year.

**Part-time** - Student is enrolled in fewer than 24 during the academic year.

**FTE** - One FTE for every 30 enrolled credits by program students.

**Male Gender Bias** - The program trains for occupations that are traditionally underrepresented by males (as designated by the WTCS)

**Female Gender Bias** - The program trains for occupations that are traditionally underrepresented by females (as designated by the WTCS)

**No Gender Bias** - The program trains for occupations where gender bias does not exist (as designated by the WTCS)

## Equity Gap

### Course Completion

**Cohort**- Number of program courses attempted by Program Students. A course is considered "attempted" if the student is enrolled as of the FTE Census date, which is approximately two weeks for a full-term course. (Only includes FTE generating courses).

**Achieved** – Number of program courses completed by program students with a C or higher.

**All Program Course Enrollments**- Includes enrollments by program students in all courses listed with WTCS as part of the program curriculum.

**Academic Program Course Enrollments** – Includes enrollments by program students in "General Studies" courses that are part of the program curriculum.

**Technical Program Course Enrollments** - Includes enrollments by program students "Technical Studies" courses that are part of the program curriculum.

### Graduation

**Cohort**- includes first time program students enrolled in at least one FTE generating course during the year in which the cohort was generated. For example, the 2016 "Third Year" cohort includes students that started the program in the 2014 academic year. The 2016 "Fifth Year Cohort" includes students that started the program in the 2012 academic year.

**Achieved** – the unduplicated count of program enrollees from the cohort who graduated from the program. For example, the 2016 "Third Year" achieved includes all students that started the program in 2014 academic year and graduated in or before the 2016 academic year.

## Course Completion

**Cohort**- Number of program courses attempted by Program Students. A course is considered "attempted" if the student is enrolled as of the FTE Census date, which is approximately two weeks for a full-term course. (Only includes FTE generating courses).

**Achieved** – Number of program courses completed by program students with a C or higher.

**All Program Course Enrollments**- Includes enrollments by program students in all courses listed with WTCS as part of the program curriculum.

**Academic Program Course Enrollments** – Includes enrollments by program students in "General Studies" courses that are part of the program curriculum.

**Technical Program Course Enrollments** - Includes enrollments by program students "Technical Studies" courses that are part of the program curriculum.

## Important Notes

**Course completion** rates include all students that were enrolled in the respective course as of **the FTE Census Dates**, which is approximately two weeks for a full-term course. Differences between this course completion rate and other completion rates calculated internally are likely caused by a difference in when the student is considered "enrolled".

\*An administrative change was made in the way **program enrollments** are reported in the 2015 academic year. Prior to 2015, official reporting excluded some students that were enrolled in the program but below a post-secondary level in certain subjects. These students were included in official reporting starting in 2015. The change causes data breaks in the enrollment count and some indicators.

**2016-17 ASSOCIATE DEGREES, TECHNICAL DIPLOMAS AND CERTIFICATES****ASSOCIATE DEGREE PROGRAMS**

Accounting  
Administrative Professional  
Administrative Professional – Accelerated  
Air Conditioning and Refrigeration Technology  
Anesthesia Technology  
Animation  
Architectural Technology  
Associate in Arts  
Associate in Arts – Online Accelerated  
Associate in Arts – Educational Foundations  
Associate in Science  
Associate in Science – Biotechnology  
Associate in Science – Chemical Technology  
Audio Production  
Automotive Technology – Comprehensive  
Baking and Pastry Arts  
Banking and Financial Services  
Biomedical Electronics Technology  
Business Management  
Cardiovascular Technology  
Chemical Technician  
Civil Engineering Technology  
Computer Electronics Technology  
Computer Simulation and Gaming  
Creative Advertising Strategist  
Criminal Justice Studies  
Culinary Arts  
Culinary Management  
Dental Hygiene  
Dietetic Technician  
Early Childhood Education  
eBusiness Technology Analyst  
Electronic Engineering Technology  
Electronic Technology – Automation  
Environmental Health and Water Quality  
Technology  
eProduction  
Fashion/Retail Marketing  
Fire Protection Technician  
Funeral Service  
Graphic Design  
Health Information Technology  
Healthcare Services Management  
Hotel/Hospitality Management  
Human Resources  
Human Service Associate  
Individualized Technical Studies  
Interactive Media  
Interior Design  
Interpreter Technician  
IT Computer Support Specialist  
IT Information Systems Security Specialist  
IT Information Systems Security Specialist –  
Accelerated  
IT Mobile Application Developer  
IT Network Specialist  
IT Network Specialist – Accelerated  
IT Web and Software Developer  
Landscape Horticulture  
Legal Administrative Professional – Accelerated  
Marketing Management  
Marketing Management – Online Accelerated  
Mechanical Design Technology  
Medical Administrative Specialist  
Medical Laboratory Technician  
Meeting and Event Management  
Mobile Designer  
Music Occupations  
Occupational Therapy Assistant  
Paralegal  
Photography  
Physical Therapist Assistant

Practical Nursing LPN-RN Educational  
Progression  
Quality Engineering Technology  
Radiography  
Real Estate  
Registered Nursing  
Respiratory Therapist  
Supervisory Management - Accelerated  
Supply Chain Management  
Surgical Technology  
Technical Studies: Apprentice  
Television and Video Production  
Welding Technology

**TECHNICAL DIPLOMA PROGRAMS**

Accounting Assistant  
Advertising Specialist  
Aesthetician  
Appliance Technician  
Architectural Woodworking/Cabinetmaking  
Audio Engineer  
Auto Collision Repair and Finish Technician  
Automotive Maintenance Technician  
Aviation Technician – Airframe  
Aviation Technician – Powerplant  
Baking Production  
Barber  
Bilingual Office Assistant  
Bricklaying  
Business Management  
Carpentry  
Chemical Processing Technician  
Child Care Services  
Computer Numerical Control (CNC) Technician  
Cosmetology  
Culinary Assistant  
Dental Assistant  
Dental Technician  
Diesel and Powertrain Servicing  
Digital Forensics Analyst  
Digital Imaging  
eBusiness Strategist  
Electrical Power Distribution/Line Mechanic  
Electricity  
Electronics Technician Fundamentals  
Emergency Medical Technician  
Emergency Medical Technician – Advanced  
Emergency Medical Technician – Paramedic  
Entrepreneurship  
Fashion Marketing Specialist  
Financial Services  
Food and Beverage Management  
Food Service Assistant  
Food Service Team Leader  
Foundations of Lodging and Hospitality  
Management  
Health Unit Coordinator  
IT Computer Support Technician  
IT Help Desk Support Specialist  
IT Networking and Infrastructure Administration  
IT User Support Technician  
Machine Tool Operations: CNC Machine Setup  
and Operation  
Machine Tool Operations: CNC Swiss Turning  
Setup and Operation  
Marketing Management  
Marketing Specialist  
Mechanical and Computer Drafting  
Medical Assistant  
Medical Billing  
Medical Coding Specialist  
Medical Interpreter  
Mobile Application Designer

Nursing Assistant  
Office Technology Assistant  
Paralegal Studies  
Pharmacy Technician  
Phlebotomy  
Power Engineering and Boiler Operator  
Practical Nursing  
Preparatory Plumbing  
Production Artist  
Refrigeration, Air Conditioning and Heating  
Service Technician  
Renal Dialysis Technician  
Retail Marketing Specialist  
Sales Specialist  
Social Media Strategist  
Special Event Management  
Supply Management  
Surveying and Mapping  
Tool and Die Making  
Transportation – Logistics  
Truck Driving  
TV/Video Field Production Assistant  
TV/Video Studio Production Assistant  
Unity Developer  
Web Developer  
Welding

**CERTIFICATE PROGRAMS**

3D Solid Modeling  
Accounting Bookkeeper Trainee  
Advanced Television Post-Production  
AODA Substance Abuse Counselor  
Arboriculture  
Barber/Cosmetologist Instructor  
Barber/Cosmetologist Manager  
Basic Electronics  
Biotechnology  
Boiler Operator  
Business Management Trainee  
Cisco Internetworking (CCNA)  
Dietary Manager  
Electrical Construction  
Energy Engineering Technology  
Energy Modeling  
Entrepreneurship  
Financial Services Trainee  
Greenhouse Plant Production  
Healthcare Customer Service  
Industrial Electronics and Controls  
Information Security Fundamentals  
Infrastructure Security  
IT- Level 2-Service Center Technician  
IT- Microsoft Enterprise Desktop Support  
IT- Security Auditing  
IT- Service Center Technician  
Land Surveying  
Landscape Design Technology - CAD  
Law Enforcement  
Lean  
Metallurgical Technician  
Nail Technician  
Native Landscape Plants  
Plant Health Care  
Preschool  
Six Sigma Black Belt  
Six Sigma Green Belt  
System Administration and Security  
Water Technician



## Advisory Committee Data Summary - by Committee

### OCTOBER - DECEMBER 2016

Advisory Committee	Total	Category			Minority	Gender		Grads
		Mgt	Labor	Consultants		Female	Male	
Accounting	10	5	5	0	0	5	5	1
Aesthetician	7	4	2	1	1	7	0	1
Air Conditioning And Refrigeration Technology	6	6	0	0	0	0	6	3
Anesthesia Technology	11	5	5	1	3	7	4	4
Animation	13	9	3	1	0	3	10	4
Appliance Technician	15	12	3	0	2	1	14	2
Architectural Technology	9	1	7	1	3	4	5	4
Auto Collision Repair And Finish Technician	12	10	1	1	0	4	8	2
Automated Building Systems	14	9	3	2	1	2	12	4
Automotive Technology	16	12	2	2	1	1	15	3
Aviation Technician	11	6	4	1	0	1	10	5
Baking & Pastry Arts	8	4	4	0	2	2	6	3
Banking & Financial Services	10	6	2	2	3	5	5	0
Barber/cosmetologist	13	10	1	2	7	6	7	5
Biomedical Electronics Technology	10	2	6	2	3	2	8	5
Brewing	3	2	0	1	0	0	3	0
Bricklaying And Masonry	6	4	2	0	1	0	6	3
Business Management	7	6	0	1	2	5	2	3
Cardiovascular Technology	9	1	7	1	1	7	2	4
Carpentry & Cabinetmaking	9	6	2	1	0	2	7	2
Chemical Technician	11	4	5	2	4	2	9	4
Civil Engineering Technology	11	4	7	0	1	2	9	4
Computer Electronics Technology	4	1	2	1	0	1	3	0
Computer Simulation And Gaming	10	8	1	1	0	1	9	5
Construction Electrician Apprenticeship	8	4	3	1	3	1	7	5
Criminal Justice - Law Enforcement	9	4	2	3	2	1	8	3
Culinary Arts & Management	12	9	1	2	1	3	9	7
Dental Assistant	8	1	6	1	2	7	1	5
Dental Hygiene	8	3	4	1	4	3	5	3
Dental Technician	7	3	3	1	0	3	4	4
Diesel & Powertrain Servicing	13	11	2	0	1	3	10	3
Dietetic Technician/dietary Manager	13	7	4	2	2	10	3	6
Early Childhood Education	11	4	1	6	4	11	0	1
Ebusiness Technology Specialist	12	7	5	0	1	4	8	2
Educational Foundations	9	1	1	7	2	7	2	1
Electrical Power Distribution/line Mechanic	6	3	3	0	1	2	4	0
Electricity - Diploma	8	4	4	0	3	2	6	1
Electronic Engineering Technology	9	3	3	3	1	0	9	2
Electronic Technology Controls Automation	12	3	9	0	3	1	11	4

## Advisory Committee Data Summary - by Committee

### OCTOBER - DECEMBER 2016

Advisory Committee	Total	Category			Minority	Gender		Grads
		Mgt	Labor	Consultants		Female	Male	
Emergency Medical Services	10	5	4	1	0	1	9	3
Entrepreneurship	11	7	2	2	2	7	4	2
Environmental Health & Water Quality Tech	12	5	5	2	1	5	7	4
Environmental Service Technician	11	7	3	1	0	1	10	1
Fashion/retail Marketing	9	5	1	3	1	7	2	1
Fire Protection Technician	12	8	4	0	3	1	11	6
Food Entrepreneurship	7	5	1	1	0	3	4	1
Funeral Service	7	7	0	0	1	1	6	4
Graphic Design	7	3	2	2	0	4	3	4
Health Unit Coordinator/services Management	6	1	5	0	2	5	1	2
Hotel/hospitality Management	9	9	0	0	0	3	6	0
Human Resources	6	6	0	0	2	3	3	0
Human Service Associate	11	8	1	2	9	7	4	3
Institutionalized Individual	13	10	2	1	5	5	8	0
Interactive Media	11	3	7	1	4	6	5	6
Interior Design	11	5	3	3	1	10	1	3
Interpreter Technician	10	4	1	5	0	6	4	2
It Computer Support Specialist	14	6	5	3	1	6	8	4
It Information Systems Security Specialist	10	6	4	0	0	3	7	4
It Mobile Application/web & Software Developer	15	7	7	1	4	6	9	3
It Network Specialist	10	3	6	1	1	3	7	4
Landscape Horticulture	9	9	0	0	1	4	5	4
Machine Tool/cnc - Tool & Die Making	12	4	6	2	1	3	9	1
Machine Trades Apprentice	5	3	1	1	0	0	5	0
Maintenance & Industrial Electrician Apprentice	4	1	3	0	0	0	4	2
Marketing Management	11	6	5	0	2	6	5	7
Mechanical Design Technology	12	6	6	0	0	3	9	6
Medical Assistant	8	5	2	1	4	8	0	4
Medical Coding	10	5	4	1	1	10	0	2
Medical Interpreter	7	6	1	0	4	5	2	1
Medical Laboratory Technician/phlebotomy	9	3	5	1	1	6	3	2
Meeting And Event Management	10	9	1	0	2	7	3	2
Music Occupations	8	6	1	1	2	1	7	2
Nursing - Rn & Pn	8	5	3	0	2	6	2	3
Nursing Assistant	10	7	1	2	1	10	0	1
Occupational Therapy Assistant	9	1	7	1	2	8	1	5
Office Technology	9	2	6	1	4	8	1	4
Optician - Vision Care	10	5	4	1	2	5	5	6
Painting & Decorating Apprentice	7	3	3	1	1	2	5	0

## Advisory Committee Data Summary - by Committee

### OCTOBER - DECEMBER 2016

Advisory Committee	Total	Category			Minority	Gender		Grads
		Mgt	Labor	Consultants		Female	Male	
Paralegal	10	1	8	1	3	8	2	4
Pharmacy Technician	10	3	6	1	2	7	3	4
Photography	12	8	4	0	0	3	9	6
Physical Therapist Assistant	6	2	1	3	2	5	1	4
Power Engineering & Boiler Operator	8	3	4	1	3	0	8	1
Pre-college Education	16	7	6	3	10	8	8	1
Preparatory Plumbing	9	5	2	2	2	3	6	3
Quality Engineering Technology	8	5	2	1	0	3	5	2
Radiography	10	3	6	1	1	6	4	5
Real Estate	6	3	2	1	1	0	6	1
Renal Dialysis Technician	10	1	8	1	6	8	2	8
Renewable Energy	10	7	2	1	1	3	7	1
Respiratory Therapist	9	6	2	1	2	8	1	5
Roofer Apprentice	9	3	5	1	1	1	8	0
Sheet Metal Apprentice	12	6	4	2	1	2	10	3
Steamfitter & Refrigeration Apprentice	16	8	7	1	1	1	15	11
Supervisory Management	7	5	2	0	3	2	5	6
Supply Chain Management	8	7	1	0	0	1	7	4
Surgical Technology	8	2	4	2	1	5	3	2
Television And Video Production	10	7	2	1	1	2	8	5
Truck Driving	9	7	1	1	0	2	7	0
Welding/weld Tech	14	10	4	0	0	2	12	6

## Advisory Committee Data Summary - by Division

Division	Total Members	Category						Minority				Gender		Grads	
		Mgt		Labor		Consultants		Minority		Female	Male	Grads			
School Of Business	246	145	59%	76	31%	25	10%	44	18%	115	47%	131	53%	73	30%
School Of Health Sciences	193	82	42%	88	46%	23	12%	46	24%	140	73%	53	27%	84	44%
School Of Liberal Arts & Sciences	52	21	40%	9	17%	22	42%	19	37%	33	63%	19	37%	11	21%
School Of Media & Creative Arts	71	44	62%	20	28%	7	10%	7	10%	20	28%	51	72%	32	45%
School Of Pre-college Education	29	17	59%	8	28%	4	14%	15	52%	13	45%	16	55%	1	3%
School Of Technology & Applied Sciences	376	210	56%	129	34%	37	10%	42	11%	72	19%	304	81%	108	29%
<b>TOTAL</b>	<b>967</b>	<b>519</b>	<b>54%</b>	<b>330</b>	<b>34%</b>	<b>118</b>	<b>12%</b>	<b>173</b>	<b>18%</b>	<b>393</b>	<b>41%</b>	<b>574</b>	<b>59%</b>	<b>309</b>	<b>32%</b>

# QUARTERLY ADVISORY COMMITTEE MEETINGS

October, November, December 2016

DATE	TIME	LOCATION	ADVISORY MEETING
10/3/2016	11:05 AM	M614 -- Milwaukee Campus	BARBER/COSMETOLOGIST
10/4/2016	8:30 AM	M614 -- Milwaukee Campus	COMPUTER ELECTRONICS TECHNOLOGY
10/4/2016	8:00 AM	M616 -- Milwaukee Campus	HOTEL/HOSPITALITY MANAGEMENT
10/5/2016	8:00 AM	B164 -- South Campus	TRUCK DRIVING
10/6/2016	9:00 AM	A129 -- North Campus	ENVIRONMENTAL HEALTH & WATER QUALITY TECH
10/7/2016	11:30 AM	MEC -- Walkers Point	CARPENTRY & CABINETMAKING
10/10/2016	9:00 AM	A200E -- South Campus	CRIMINAL JUSTICE - LAW ENFORCEMENT
10/11/2016	4:30 PM	M206 -- Milwaukee Campus	ANESTHESIA TECHNOLOGY
10/11/2016	3:00 PM	A202 -- North Campus	AUTOMOTIVE TECHNOLOGY
10/11/2016	3:00 PM	117 -- West Campus	BUSINESS MANAGEMENT
10/11/2016	11:30 AM	M614 -- Milwaukee Campus	MAINTENANCE & INDUSTRIAL ELECTRICIAN APPRENTICE
10/11/2016	9:30 AM	M612 -- Milwaukee Campus	MUSIC OCCUPATIONS
10/11/2016	5:30 PM	HEC -- Milwaukee Campus	PHYSICAL THERAPIST ASSISTANT
10/12/2016	7:30 AM	M206 -- Milwaukee Campus	CARDIOVASCULAR TECHNOLOGY
10/12/2016	11:30 AM	M614 -- Milwaukee Campus	ELECTRICITY - DIPLOMA
10/12/2016	8:00 AM	M616 -- Milwaukee Campus	MEETING/EVENT MANAGEMENT
10/12/2016	7:00 AM	117 -- West Campus	WELDING/WELD TECH
10/13/2016	8:30 AM	HEC -- Milwaukee Campus	MEDICAL ASSISTANT
10/13/2016	11:30 AM	107 -- West Campus	OFFICE TECHNOLOGY
10/13/2016	1:00 PM	M612 -- Milwaukee Campus	RESPIRATORY THERAPIST
10/14/2016	1:30 PM	117 -- West Campus	INTERPRETER TECHNICIAN
10/17/2016	8:00 AM	M616 -- Milwaukee Campus	CULINARY ARTS & MANAGEMENT
10/17/2016	9:00 AM	E114B -- South Campus	FASHION/RETAIL MARKETING
10/17/2016	12:00 PM	E114A&B -- South Campus	STEAMFITTER & REFRIGERATION APPRENTICE
10/18/2016	8:30 AM	M616 -- Milwaukee Campus	ACCOUNTING

Friday, January 06, 2017

DATE	TIME	LOCATION	ADVISORY MEETING
10/18/2016	11:00 AM	M614 -- Milwaukee Campus	ANIMATION
10/18/2016	8:00 AM	M614 -- Milwaukee Campus	ELECTRONIC TECHNOLOGY CONTROLS & AUTOMATION
10/18/2016	9:00 AM	A200E -- South Campus	EMERGENCY MEDICAL SERVICES
10/18/2016	9:00 AM	A202 -- North Campus	MACHINE TOOL/CNC - TOOL & DIE MAKING
10/18/2016	9:00 AM	A202 -- North Campus	MACHINE TRADES APPRENTICE
10/18/2016	2:00 PM	HEC -- Milwaukee Campus	PHARMACY TECHNICIAN
10/18/2016	2:30 PM	MPTV -- Milwaukee Campus	TELEVISION & VIDEO PRODUCTION
10/19/2016	11:30 AM	M614 -- Milwaukee Campus	BIOMEDICAL ELECTRONICS TECHNOLOGY
10/19/2016	7:30 AM	M612 -- Milwaukee Campus	DENTAL HYGIENE
10/19/2016	11:30 AM	M616 -- Milwaukee Campus	INTERACTIVE MEDIA
10/19/2016	1:30 PM	A129 -- North Campus	IT MOBILE APPLICATION DESIGNER/WEB & SOFTWARE DEVELOPER
10/19/2016	8:30 AM	117 -- West Campus	REAL ESTATE
10/20/2016	9:00 AM	MEC -- Walkers Point	APPLIANCE TECHNICIAN
10/20/2016	8:00 AM	117 -- West Campus	DIETETIC TECHNICIAN/DIETARY MANAGER
10/21/2016	11:30 AM	M612 -- Milwaukee Campus	CIVIL ENGINEERING TECHNOLOGY
10/21/2016	10:00 AM	Off Campus	CONSTRUCTION ELECTRICIAN APPRENTICESHIP
10/21/2016	1:00 PM	107 -- West Campus	IT COMPUTER SUPPORT SPECIALIST
10/21/2016	8:00 AM	107 -- West Campus	IT NETWORKING SPECIALIST
10/21/2016	8:34 AM	M316 -- Milwaukee Campus	MARKETING MANAGEMENT
10/24/2016	9:00 AM	A200E -- South Campus	FIRE PROTECTION TECHNICAN
10/24/2016	11:00 AM	HEC -- Milwaukee Campus	HEALTH UNIT COORDINATOR/SERVICS MANAGEMENT
10/26/2016	11:30 AM	E114B -- South Campus	AIR CONDITIONING AND REFRIGERATION TECHNOLOGY
10/26/2016	4:00 PM	M616 -- Milwaukee Campus	GRAPHIC DESIGN
10/27/2016	11:30 AM	M204 -- Milwaukee Campus	ARCHITECTURAL TECHNOLOGY
10/27/2016	8:00 AM	M612 -- Milwaukee Campus	BAKING & PASTRY ARTS
10/27/2016	12:30 PM	A202 -- North Campus	ELECTRICAL POWER DISTRIBUTION/LINE MECHANIC
10/27/2016	8:00 AM	Off Campus	RADIOGRAPHY
10/28/2016	11:30 AM	M616 -- Milwaukee Campus	CHEMICAL TECHNICIAN
10/28/2016	8:00 AM	B170 -- South Campus	DIESEL & POWERTRAIN SERVICING
10/28/2016	11:30 AM	117 -- West Campus	EARLY CHILDHOOD EDUCATION

Friday, January 06, 2017

DATE	TIME	LOCATION	ADVISORY MEETING
10/28/2016	8:38 AM	M316 -- Milwaukee Campus	eBUSINESS TECHNOLOGY SPECIALIST
10/31/2016	1:00 PM	Off Campus	AVIATION TECHNICIAN
11/1/2016	8:00 AM	E114 -- South Campus	AUTO COLLISION REPAIR FINISH AND MAINTENACE TECH
11/1/2016	5:30 PM	H112 -- Milwaukee Campus	DENTAL ASSISTANT
11/1/2016	8:00 AM	A200E -- South Campus	NURSING - RN & PN
11/2/2016	10:30 AM	M616 -- Milwaukee Campus	COMPUTER SIMULATION AND GAMING
11/2/2016	1:00 PM	M612 -- Milwaukee Campus	EDUCATIONAL FOUNDATIONS
11/2/2016	11:00 AM	A202 -- North Campus	LANDSCAPE HORTICULTURE
11/2/2016	3:00 PM	M614 -- Milwaukee Campus	MEDICAL LABORATORY TECHNICIAN/PHLEBOTOMY
11/4/2016	8:30 AM	H112 -- Milwaukee Campus	DENTAL TECHNICIAN
11/4/2016	8:00 AM	HEC -- Milwaukee Campus	NURSING ASSISTANT
11/4/2016	7:30 AM	M442 -- Milwaukee Campus	OCCUPATIONAL THERAPY ASSISTANT
11/4/2016	8:00 AM	A200E -- South Campus	SUPPLY CHAIN MANAGEMENT
11/8/2016	8:00 AM	E114A -- South Campus	AUTOMATED BUILDING SYSTEMS
11/8/2016	11:30 AM	MEC -- Walkers Point	PREPARATORY PLUMBING
11/9/2016	2:30 PM	M614 -- Milwaukee Campus	SURGICAL TECHNOLOGY
11/10/2016	3:00 PM	117 -- West Campus	FUNERAL SERVICE
11/10/2016	8:30 AM	M612 -- Milwaukee Campus	MECHANICAL DESIGN TECHNOLOGY
11/10/2016	9:00 AM	M616 -- Milwaukee Campus	PARALEGAL
11/11/2016	2:20 PM	117 -- West Campus	ELECTRONIC ENGINEERING TECHNOLOGY
11/11/2016	2:00 PM	A202 -- North Campus	IT INFORMATION SECURITY SYSTEMS SPECIALIST
11/11/2016	5:00 PM	107 -- West Campus	MEDICAL CODING
11/11/2016	8:30 AM	A202 -- North Campus	SUPERVISORY MANAGEMENT
11/15/2016	4:30 PM	117 -- West Campus	BRICKLAYING AND MASONRY
11/15/2016	1:30 PM	107 -- West Campus	ENTREPRENEURSHIP
11/15/2016	8:00 AM	E114A -- South Campus	POWER ENGINEERING & BOILER OPERATOR
11/17/2016	3:00 PM	HEC -- Milwaukee Campus	MEDICAL INTERPRETER
11/18/2016	8:30 AM	117 -- West Campus	INTERIOR DESIGN
12/1/2016	4:00 PM	M616 -- Milwaukee Campus	PHOTOGRAPHY
12/2/2016	8:00 AM	M612 -- Milwaukee Campus	HUMAN RESOURCES

<b>DATE</b>	<b>TIME</b>	<b>LOCATION</b>	<b>ADVISORY MEETING</b>
12/9/2016	9:00 AM	M614 -- Downtown Campus	PRE-COLLEGE EDUCATION
12/13/2016	4:30 PM	H230 -- Milwaukee Campus	RENAL DIALYSIS TECHNICIAN
12/14/2016	8:30 AM	M614 -- Milwaukee Campus	HUMAN SERVICE ASSOCIATE
12/16/2016	11:30 AM	M614 -- Milwaukee Campus	INSTITUTIONALIZED INDIVIDUAL



REPORT ON ADVISORY COMMITTEE MEMBERSHIP  
OCTOBER - DECEMBER 2016

COMMITTEE	VAC	MEMBERS RECENTLY LEFT	MEMBERS NEWLY ADDED
<b><u>SCHOOL OF BUSINESS</u></b>			
ACCOUNTING 10 members    1 grad(s)	0		
AESTHETICIAN 7 members    1 grad(s)	0		
BAKING & PASTRY ARTS 8 members    3 grad(s)	0		<p>Judy Semrad Mukego Marketplace Foods Owner/Vice President (Supervisor/Mgr/Nonminority)</p> <p>Kimberly Pollman Maxie's Southern Comfort/Blue's Egg Pastry Chef (Supervisor/Mgr/Nonminority)</p> <p>Ann Green Thymly Herbs Baker (Labor/Nonminority)</p> <p>Angela Fenhouse Pick'n Save Cake Decorator (Labor/Nonminority)</p>
BANKING & FINANCIAL SERVICES 10 members    0 grad(s)	0		
BARBER/COSMETOLOGIST 13 members    5 grad(s)	0		
BREWING 3 members    0 grad(s)	4		

**REPORT ON ADVISORY COMMITTEE MEMBERSHIP  
OCTOBER - DECEMBER 2016**

<b>COMMITTEE</b>	<b>VAC</b>	<b>MEMBERS RECENTLY LEFT</b>	<b>MEMBERS NEWLY ADDED</b>
BUSINESS MANAGEMENT 7 members      3 grad(s)	0	Anne Nimke The Good Jobs Owner (Supervisor/Mgr/Nonminority)	
CULINARY ARTS & MANAGEMENT 12 members      7 grad(s)	0	Julie Hults Milwaukee Health Department Environmental Specialist Coordinator (Labor/Nonminority)	Patrick Doornek Milwaukee Health Department Environmental Health Coordinator (Consult/Nonminority)
		Knut F Apitz Retiree - No Employer Consultant (Consult/Nonminority)	
eBUSINESS TECHNOLOGY SPECIALIST 12 members      2 grad(s)	0		
ENTREPRENEURSHIP 11 members      2 grad(s)	0	Nicholas Parianos Marquette University Entrepreneurship Consultant (Consult/Nonminority)	
ENVIRONMENTAL HEALTH & WATER QUALITY TECH 12 members      4 grad(s)	0		

**REPORT ON ADVISORY COMMITTEE MEMBERSHIP  
OCTOBER - DECEMBER 2016**

<b>COMMITTEE</b>	<b>VAC</b>	<b>MEMBERS RECENTLY LEFT</b>	<b>MEMBERS NEWLY ADDED</b>
<b>FASHION/RETAIL MARKETING</b> 9 members      1 grad(s)	0	Trent Wetterau Banana Republic District Merchandise Presentation M: (Supervisor/Mgr/Nonminority)	Trish Kuehnl Mt. Mary University Asst Professor/co-Chair Fashion Dep (Consult/Nonminority)
		Sandi Keiser Mt. Mary University Chairperson (Consult/Nonminority)	
		James Altenberger Old Navy Store Operations/Recruiting Manager (Supervisor/Mgr/Nonminority)	
<b>FOOD ENTREPRENEURSHIP</b> 7 members      1 grad(s)	0		
<b>HOTEL/HOSPITALITY MANAGEMENT</b> 9 members      0 grad(s)	0	Leslie Fabian Fairfield Inn & Suites by Marriot Director of Sales (Supervisor/Mgr/Nonminority)	Molly Carlos Kimpton Journeyman Hotel Human Resources Mgt. (Supervisor/Mgr/Nonminority)
<b>HUMAN RESOURCES</b> 6 members      0 grad(s)	1		
<b>IT COMPUTER SUPPORT SPECIALIST</b> 14 members      4 grad(s)	0		Zachary Koch Virtual Care Provider (VCPI) Team Leader (Labor/Nonminority)

**REPORT ON ADVISORY COMMITTEE MEMBERSHIP  
OCTOBER - DECEMBER 2016**

<b>COMMITTEE</b>	<b>VAC</b>	<b>MEMBERS RECENTLY LEFT</b>	<b>MEMBERS NEWLY ADDED</b>
IT INFORMATION SYSTEMS SECURITY SPECIALIST 10 members    4 grad(s)	0	Lee Kadel Wheaton Franciscan Services, Inc. Information Security Analyst (Labor/Nonminority)	Erhan Sen Northwestern Mutual Information Risk Management Const (Supervisor/Mgr/Nonminority)
		Allan F. Montezon Northwestern Mutual (Formerly) Retired Director of IT Infrastructure (Consult/Nonminority)	
		Jeffrey T. Kunz Foley & Lardner, LLP Security Engineer (Supervisor/Mgr/Nonminority)	
IT MOBILE APPLICATION/WEB & SOFTWARE DEVELOPER 15 members    3 grad(s)	0	Richard Wagner Marcus Corporation Business Analyst Senior Leader (Nonminority)	Zachary Zastrow Northwestern Mutual Application Development Consultant (Labor/Nonminority)
			Madju Kotian Northwestern Mutual Lead Programmer (Supervisor/Mgr/Minority)
IT NETWORK SPECIALIST 10 members    4 grad(s)	0		
MARKETING MANAGEMENT 11 members    7 grad(s)	0		

**REPORT ON ADVISORY COMMITTEE MEMBERSHIP  
OCTOBER - DECEMBER 2016**

<b>COMMITTEE</b>	<b>VAC</b>	<b>MEMBERS RECENTLY LEFT</b>	<b>MEMBERS NEWLY ADDED</b>
MEETING AND EVENT MANAGEMENT 10 members    2 grad(s)	0	Susan Kainz Meeting Matters owner (Supervisor/Mgr/Nonminority)	
OFFICE TECHNOLOGY 9 members    4 grad(s)	0	Tonya Jones ABB Inc. Executive Assistant (Labor/Minority)	Jean Anderson Dr. Mary Brown D.D.S. Dental Assistant (Labor/Nonminority)
PARALEGAL 10 members    4 grad(s)	0		
REAL ESTATE 6 members    1 grad(s)	1		
SUPERVISORY MANAGEMENT 7 members    6 grad(s)	0		
SUPPLY CHAIN MANAGEMENT 8 members    4 grad(s)	0		

**REPORT ON ADVISORY COMMITTEE MEMBERSHIP  
OCTOBER - DECEMBER 2016**

<b>COMMITTEE</b>	<b>VAC</b>	<b>MEMBERS RECENTLY LEFT</b>	<b>MEMBERS NEWLY ADDED</b>
<b><u>SCHOOL OF HEALTH SCIENCES</u></b>			
<b>ANESTHESIA TECHNOLOGY</b> 11 members      4 grad(s)	0	Reginald Thornton St. Lukes Medical Center Anesthesia Technician (Labor/Minority)	Julie Mull Columbia-St. Mary's-Milwaukee Certified Anesthesia Technician (Labor/Minority)
		Barbara Berg Aurora Medical Center - Summit Anesthesia Technician (Labor/Nonminority)	Holly Nack Wheaton Franciscan Healthcare-Fran Lead Cert Anesthesia Tech (Labor/Nonminority)
		Andrew Holst Elmbrook Memorial Anesthesia Technician (Labor/Minority)	
<b>CARDIOVASCULAR TECHNOLOGY</b> 9 members      4 grad(s)	0	Bob Matheus Aurora-Grafton Cath Lab Lead (Labor/Nonminority)	
		Danielle Scott WFHC-Franklin Cardiovascular Technologist (Labor/Nonminority)	
<b>DENTAL ASSISTANT</b> 8 members      5 grad(s)	0	Tina Blomstrom DentaQuest Manager, Utilization Management (Consult/Nonminority)	
<b>DENTAL HYGIENE</b> 8 members      3 grad(s)	0		

**REPORT ON ADVISORY COMMITTEE MEMBERSHIP  
OCTOBER - DECEMBER 2016**

<b>COMMITTEE</b>	<b>VAC</b>	<b>MEMBERS RECENTLY LEFT</b>	<b>MEMBERS NEWLY ADDED</b>
DENTAL TECHNICIAN 7 members      4 grad(s)	0		
DIETETIC TECHNICIAN/DIETARY MANAGER 13 members      6 grad(s)	0		
FUNERAL SERVICE 7 members      4 grad(s)	0		
HEALTH UNIT COORDINATOR/SERVICES MANAGEMENT 6 members      2 grad(s)	1		
MEDICAL ASSISTANT 8 members      4 grad(s)	0		
MEDICAL CODING 10 members      2 grad(s)	0		
MEDICAL INTERPRETER 7 members      1 grad(s)	0		
MEDICAL LABORATORY TECHNICIAN/PHLEBOTOMY 9 members      2 grad(s)	0		
NURSING - RN & PN 8 members      3 grad(s)	0	Kim Litwack UW-Milwaukee Associate Dean, AcadAff- College of (Consult/Nonminority)	Lisa Mihlbauer University of Wisconsin-Milwaukee Clinical Assoc. Professor, Dir. RN-to (Supervisor/Mgr/Nonminority)
NURSING ASSISTANT 10 members      1 grad(s)	0	Lisa Krueger Lutheran Home VP-Nursing (Supervisor/Mgr/Nonminority)	
OCCUPATIONAL THERAPY ASSISTANT 9 members      5 grad(s)	0		

**REPORT ON ADVISORY COMMITTEE MEMBERSHIP  
OCTOBER - DECEMBER 2016**

<b>COMMITTEE</b>	<b>VAC</b>	<b>MEMBERS RECENTLY LEFT</b>	<b>MEMBERS NEWLY ADDED</b>
OPTICIAN - VISION CARE 10 members    6 grad(s)	0		
PHARMACY TECHNICIAN 10 members    4 grad(s)	0		Julie Velasquez Clement J. Zablocki VA Medical Cer Oncology Pharmacy Technician (Labor/Minority)
PHYSICAL THERAPIST ASSISTANT 6 members    4 grad(s)	1		
RADIOGRAPHY 10 members    5 grad(s)	0		
RENAL DIALYSIS TECHNICIAN 10 members    8 grad(s)	0		
RESPIRATORY THERAPIST 9 members    5 grad(s)	0		Brian May Respironics Diagnostic Sales Representative (Labor/Nonminority)



REPORT ON ADVISORY COMMITTEE MEMBERSHIP  
OCTOBER - DECEMBER 2016

COMMITTEE	VAC	MEMBERS RECENTLY LEFT	MEMBERS NEWLY ADDED
SURGICAL TECHNOLOGY 8 members      2 grad(s)	0	Lauren Patzman Froedtert Hospital Surgical technologist (Labor/Nonminority)	Mary Haines Froedtert Hospital Director of Nursing (Supervisor/Mgr/Nonminority)
		Laura Jackson Froedtert Lutheran Memorial Hospita Surgical Technologist (Labor/Nonminority)	
		Cindy Ebner Wheaton Franciscan Health Care Director-Perioperative Services Cent (Supervisor/Mgr/Nonminority)	

REPORT ON ADVISORY COMMITTEE MEMBERSHIP  
OCTOBER - DECEMBER 2016

COMMITTEE	VAC	MEMBERS RECENTLY LEFT	MEMBERS NEWLY ADDED
<b><u>SCHOOL OF LIBERAL ARTS &amp; SCIENCES</u></b>			
CHEMICAL TECHNICIAN 11 members    4 grad(s)	0	kari Vincent Cambridge Major Laboratories Recruiting Specialist (Labor/Nonminority)	
		Dan Casper Brady Corporation Sr Development Chemist (Labor/Nonminority)	
		Sammy T. Storm GE Healthcare Quality Assurance Leader (Labor/Minority)	
		Chris Dockendorff Marquette University professor (Consult/Nonminority)	
EARLY CHILDHOOD EDUCATION 11 members    1 grad(s)	0		
EDUCATIONAL FOUNDATIONS 9 members    1 grad(s)	0		
HUMAN SERVICE ASSOCIATE 11 members    3 grad(s)	0		
INTERPRETER TECHNICIAN 10 members    2 grad(s)	0		

REPORT ON ADVISORY COMMITTEE MEMBERSHIP  
OCTOBER - DECEMBER 2016

<b>COMMITTEE</b>	<b>VAC</b>	<b>MEMBERS RECENTLY LEFT</b>	<b>MEMBERS NEWLY ADDED</b>
<b><u>SCHOOL OF MEDIA &amp; CREATIVE ARTS</u></b>			
ANIMATION 13 members    4 grad(s)	0		
COMPUTER SIMULATION AND GAMING 10 members    5 grad(s)	0		
GRAPHIC DESIGN 7 members    4 grad(s)	0		
INTERACTIVE MEDIA 11 members    6 grad(s)	0		
MUSIC OCCUPATIONS 8 members    2 grad(s)	0		
PHOTOGRAPHY 12 members    6 grad(s)	0		
TELEVISION AND VIDEO PRODUCTION 10 members    5 grad(s)	0		

REPORT ON ADVISORY COMMITTEE MEMBERSHIP  
OCTOBER - DECEMBER 2016

<b>COMMITTEE</b>	<b>VAC</b>	<b>MEMBERS RECENTLY LEFT</b>	<b>MEMBERS NEWLY ADDED</b>
<b><u>SCHOOL OF PRE-COLLEGE EDUCATION</u></b>			
INSTITUTIONALIZED INDIVIDUAL 13 members    0 grad(s)	0		
PRE-COLLEGE EDUCATION 16 members    1 grad(s)	0		

REPORT ON ADVISORY COMMITTEE MEMBERSHIP  
OCTOBER - DECEMBER 2016

COMMITTEE	VAC	MEMBERS RECENTLY LEFT	MEMBERS NEWLY ADDED
<b><u>SCHOOL OF TECHNOLOGY &amp; APPLIED SCIENCES</u></b>			
AIR CONDITIONING AND REFRIGERATION TECHNOLOGY 6 members      3 grad(s)	1		
APPLIANCE TECHNICIAN 15 members      2 grad(s)	0		
ARCHITECTURAL TECHNOLOGY 9 members      4 grad(s)	0		
AUTO COLLISION REPAIR AND FINISH TECHNICIAN 12 members      2 grad(s)	0		
AUTOMATED BUILDING SYSTEMS 14 members      4 grad(s)	0	Gerrit Reinders Telkonet, Inc. Executive Vice President (Supervisor/Mgr/Nonminority)	Jason Tienor Telkonet, Inc. CEO (Supervisor/Mgr/Nonminority)
AUTOMOTIVE TECHNOLOGY 16 members      3 grad(s)	0		
AVIATION TECHNICIAN 11 members      5 grad(s)	0		
BIOMEDICAL ELECTRONICS TECHNOLOGY 10 members      5 grad(s)	0		
BRICKLAYING AND MASONRY 6 members      3 grad(s)	1		Eric Davis House of Stone Mason/Bricklayer (Labor/Minority)
CARPENTRY & CABINETMAKING 9 members      2 grad(s)	0		

**REPORT ON ADVISORY COMMITTEE MEMBERSHIP  
OCTOBER - DECEMBER 2016**

<b>COMMITTEE</b>	<b>VAC</b>	<b>MEMBERS RECENTLY LEFT</b>	<b>MEMBERS NEWLY ADDED</b>
CIVIL ENGINEERING TECHNOLOGY 11 members    4 grad(s)	0		
COMPUTER ELECTRONICS TECHNOLOGY 4 members    0 grad(s)	3		
CONSTRUCTION ELECTRICIAN APPRENTICESHIP 8 members    5 grad(s)	0		
CRIMINAL JUSTICE - LAW ENFORCEMENT 9 members    3 grad(s)	0		
DIESEL & POWERTRAIN SERVICING 13 members    3 grad(s)	0		
ELECTRICAL POWER DISTRIBUTION/LINE MECHANIC 6 members    0 grad(s)	1		
ELECTRICITY - DIPLOMA 8 members    1 grad(s)	0		
ELECTRONIC ENGINEERING TECHNOLOGY 9 members    2 grad(s)	0		
ELECTRONIC TECHNOLOGY CONTROLS AUTOMATION 12 members    4 grad(s)	0		
EMERGENCY MEDICAL SERVICES 10 members    3 grad(s)	0		
ENVIRONMENTAL SERVICE TECHNICIAN 11 members    1 grad(s)	0		

REPORT ON ADVISORY COMMITTEE MEMBERSHIP  
OCTOBER - DECEMBER 2016

<b>COMMITTEE</b>	<b>VAC</b>	<b>MEMBERS RECENTLY LEFT</b>	<b>MEMBERS NEWLY ADDED</b>
FIRE PROTECTION TECHNICIAN 12 members    6 grad(s)	0		
INTERIOR DESIGN 11 members    3 grad(s)	0		
LANDSCAPE HORTICULTURE 9 members    4 grad(s)	0		
MACHINE TOOL/CNC - TOOL & DIE MAKING 12 members    1 grad(s)	0		
MACHINE TRADES APPRENTICE 5 members    0 grad(s)	2		
MAINTENANCE & INDUSTRIAL ELECTRICIAN APPRENTICE 4 members    2 grad(s)	3		
MECHANICAL DESIGN TECHNOLOGY 12 members    6 grad(s)	0		
PAINTING & DECORATING APPRENTICE 7 members    0 grad(s)	0		

**REPORT ON ADVISORY COMMITTEE MEMBERSHIP  
OCTOBER - DECEMBER 2016**

<b>COMMITTEE</b>	<b>VAC</b>	<b>MEMBERS RECENTLY LEFT</b>	<b>MEMBERS NEWLY ADDED</b>
POWER ENGINEERING & BOILER OPERATOR 8 members      1 grad(s)	0	Lakoss Underwood Milwaukee Public Schools - Clement Engineer 1 (Labor/Nonminority)	Adrian Gibbs City of Milwaukee Boiler Inspector (Labor/Minority)
		Michael Gutierrez Milwaukee Public Schools Manager of Building Operations (Supervisor/Mgr/Minority)	Andrew Williams Milwaukee Public Schools Building Operations (Labor/Minority)
			Elliott Anderson Milwaukee Public Schools School Engineer IV (Labor/Minority)
PREPARATORY PLUMBING 9 members      3 grad(s)	0		
QUALITY ENGINEERING TECHNOLOGY 8 members      2 grad(s)	0		
RENEWABLE ENERGY 10 members      1 grad(s)	0	Jeremy Belot Layton Boulevard West Neighborhoc Project Coordinator (Labor/Nonminority)	
ROOFER APPRENTICE 9 members      0 grad(s)	0		
SHEET METAL APPRENTICE 12 members      3 grad(s)	0		



REPORT ON ADVISORY COMMITTEE MEMBERSHIP  
OCTOBER - DECEMBER 2016

COMMITTEE	VAC	MEMBERS RECENTLY LEFT	MEMBERS NEWLY ADDED
STEAMFITTER & REFRIGERATION APPRENTICE 16 members    11 grad(s)	0	11 grad(s)	Christopher Valerine Steamfitters Local 601 Assistant Training Coordinator (Labor/Nonminority)
			Erik Olgren Steamfitters Local 601 Welding Instructor (Labor/Nonminority)
TRUCK DRIVING 9 members    0 grad(s)	0		
WELDING/WELD TECH 14 members    6 grad(s)	0		Nicole Corbin Lincoln Electric Technical Sales Representative (Supervisor/Mgr/Nonminority)

REPORT ON ADVISORY COMMITTEE MEMBERSHIP  
OCTOBER - DECEMBER 2016

<b>COMMITTEE</b>	<b>VAC</b>	<b>MEMBERS RECENTLY LEFT</b>	<b>MEMBERS NEWLY ADDED</b>
------------------	------------	----------------------------------	--------------------------------

---