

**District Board Meeting Agenda\***  
**Tuesday, May 26, 2026 – 4:00 p.m.**

NOTICE IS HEREBY GIVEN that the Milwaukee Area Technical College District Board will meet in open session at 700 W. State Street, Milwaukee, WI, room M210, at 4:00 p.m. on Tuesday, May 26, 2026.

Estimated Time		Agenda Items**	Presenter(s)
4:00 p.m.	1.	<b>Call to Order</b> a. Roll Call b. Compliance with the Open Meetings Law	Board Chair
4:05 p.m.	2.	<b>Comments from the Public</b>	Board Chair
4:30 p.m.	3.	<b>Approval of Minutes</b> a. <a href="#">Regular Board Meeting: April 28, 2026</a>	Board Chair
4:35 p.m.	4.	<b>Approval of Consent Agenda Items</b> a. <a href="#">Bills April 2026</a> b. <a href="#">Financial Report April 2026</a> c. <a href="#">Human Resources Report</a> d. <a href="#">Procurement Report</a> e. <a href="#">Construction Report</a>	VP Admin and Operations VP Admin and Operations VP Human Resources VP Admin and Operations VP Admin and Operations
4:40 p.m.	5.	<b>Action Items</b> a. <a href="#">Resolution (F0400-05-26) Authorizing the Sale of \$1,500,000 General Obligation Promissory Notes, Series 2025-2026L of Milwaukee Area Technical College District, Wisconsin (Statutory)</a> b. <a href="#">Resolution (F0401-05-26) Authorizing the Issuance of \$1,500,000 General Obligation Promissory Notes, Series 2026-2027A of Milwaukee Area Technical College District, Wisconsin (Statutory)</a>	VP Admin and Operations VP Admin and Operations
4:50 p.m.	6.	<b>Presentation</b> a. <a href="#">Fiscal Year 2026-2027 Preliminary Activity Plan and Budget (Statutory)</a>	VP Admin and Operations
5:10 p.m.	7.	<b>Action/Approval</b> a. <a href="#">Resolution (F0402-05-26) for Approval of Budget &amp; Class I Public Hearing Legal Notice FY27 (Statutory)</a>	VP Admin and Operations
5:15 p.m.	8.	<b>Reports</b> <b>Monthly</b> a. Chairperson’s Report i. District Boards Report ii. Board Self-Evaluation b. President’s Report c. Treasurer’s Report i. Other Post Employment Benefit (OPEB) Report	Board Chair President Board Treasurer

# MILWAUKEE AREA TECHNICAL COLLEGE

		<p><b>Bimonthly</b></p> <p>d. PBS VP/General Manager’s Report</p> <p><b>Quarterly</b></p> <p>e. Legislative Matters Report</p>	VP/General Manager PBS
5:45 p.m.	<b>9.</b>	<p><b>Board Monitoring</b></p> <p>a. Review Fiscal Year 2026-2027 Preliminary Capital Equipment Budget (Statutory)</p> <p>b. Apprenticeship Program Presentation</p> <p>c. Student Satisfaction Survey</p> <p>d. Academic Program Status Updates</p>	VP Admin and Operations EVP, Provost Director of Research EVP, Provost
6:15 p.m.	<b>10.</b>	<b>New Business</b>	Board Chair
6:20 p.m.	<b>11.</b>	<p><b>Future Events / Announcements</b></p> <p>a. June 16, 2026, MATC Public Hearing on the Budget, 4:00 p.m., Downtown Milwaukee Campus, Board Room (M210)</p> <p>b. June 23, 2026, MATC District Board, 4:00 p.m., Downtown Milwaukee Campus, Board Room (M210)</p>	Board Chair
6:25 p.m.	<b>12.</b>	<p><b>Closed Session**</b></p> <p>a. President’s Evaluation Survey ***</p>	Board Chair
7:30 p.m.	<b>13.</b>	<b>Adjournment</b>	Board Chair

\*This meeting may be conducted in part by telephone. Telephone speakers will be available to allow the public to hear those parts of the proceedings that are open to the public.

\*\* Action may be taken on any agenda item, whether designated as an action item or not. Agenda items may be moved into Closed Session for discussion when it becomes apparent that a Closed Session is appropriate under Section 19.85 of the Wisconsin Statutes. The board may return to Open Session to take action on any item discussed in Closed Session.

\*\*\* It is anticipated that this item may be discussed in Closed Session pursuant to Section 19.85(1) (c) of the Wisconsin Statutes.

## **Education that transforms lives, industry, and community**

*Reasonable accommodations are available through the ADA Office for individuals who need assistance. Please call 414-297-6719 to schedule services at least 48 hours prior to the meeting.*



**Attachment 3 – a.**

**MILWAUKEE AREA TECHNICAL COLLEGE DISTRICT BOARD  
MILWAUKEE, WISCONSIN  
April 28, 2026**

**CALL TO ORDER**

The regular monthly meeting of the Milwaukee Area Technical College District Board was held in Open Session on Tuesday, April 28, 2026, and called to order by Chair Case at 4:02 p.m. in the Board Room, Room M210, at the Downtown Milwaukee Campus of Milwaukee Area Technical College.

**ITEM 1 a. ROLL CALL**

**Present:** Lauren Baker (virtual); Erica Case; Katrice Cotton (virtual); Mark Foley; Charlotte Hayslett; Citlali Mendieta-Ramos; Supreme Moore Omokunde; Waleed Najeeb (virtual); Gale Pence.

**Excused:** None.

**ITEM 1 b. COMPLIANCE WITH THE OPEN MEETINGS LAW**

Discussion Chair Case asked if proper notice of the meeting had been given in compliance with the Wisconsin Open Meetings Law.

Ms. Elizabeth Schultz, board liaison, confirmed proper notice was given.

**ITEM 2. COMMENTS FROM THE PUBLIC**

Ms. Lisa Conley, president, Local 212 Union, spoke on the topic of the recent Local 212 union election.

Ms. Kristin Barr, MATC faculty member, spoke on the topic of Community Education.

Ms. Pat Fuller, MATC student, spoke on the topic of Community Education.

Ms. Joy Lehman, MATC faculty member, spoke on the topic of ESL.

Ms. Holly Thielen, MATC faculty member, spoke on the topic of HSED.

**Milwaukee Area Technical College District Board**

**April 28, 2026**

**Page 2**

Ms. Kelly Mulvenna, MATC faculty member, spoke on the topic of HSED.

Mr. Mike Krull, MATC faculty member, spoke on the topic of ESL

Ms. Shahd Abdelrahman, community member, spoke on the topic of ESL.

Ms. Kristi Weisenberger, MATC student, spoke on the topic of student registration.

Ms. Lisa Fabian Albert, MATC student, spoke on the topic of student registration.

Ms. Liz Browning, MATC faculty member, spoke on the topic of student registration.

**ITEM 3. APPROVAL OF MINUTES**

**3 a. Regular Board Meeting: March 24, 2026**

Motion It was moved by Director Moore Omokunde and seconded by Director Pence to approve the minutes of the Regular Board Meeting on March 24, 2026.

Action Motion approved.

**ITEM 4. APPROVAL OF CONSENT AGENDA ITEMS**

- 4 a. Bills March 2026**
- 4.b. Financial Report March 2026**
- 4 c. Human Resources Report**
- 4 d. Procurement Report**
- 4 e. Construction Report**

Motion It was moved by Director Foley and seconded by Director Pence to approve the Consent Agenda.

Action Motion approved.

**ITEM 5. BOARD ACTION ITEMS**

**Action Items**

- 5 a. Resolution (F0397-04-26) Authorizing the Sale of \$1,500,000 General Obligation Promissory Notes, Series 2025-2026K of Milwaukee Area Technical College District, Wisconsin.**

**Milwaukee Area Technical College District Board**

**April 28, 2026**

**Page 3**

Motion It was moved by Director Foley, seconded by Director Baker, to approve Resolution (F0397-04-26) Authorizing the Sale of \$1,500,000 General Obligation Promissory Notes, Series 2025-2026K of Milwaukee Area Technical College District, Wisconsin.

Action Motion approved, the roll call vote being as follows:

Ayes: Cotton, Foley, Hayslett, Mendieta-Ramos, Moore Omokunde, Najeeb, Pence, Baker, and Case - 9

Noes: None.

**5 b. Resolution (F0398-04-26) Authorizing the Issuance of \$1,500,000 General Obligation Promissory Notes, Series 2025-2026L of Milwaukee Area Technical College District, Wisconsin.**

Motion It was moved by Director Moore Omokunde, seconded by Director Foley, to approve Resolution (F0398-04-26) Authorizing the Issuance of \$1,500,000 General Obligation Promissory Notes, Series 2025-2026L of Milwaukee Area Technical College District, Wisconsin.

Action Motion approved, the roll call vote being as follows:

Ayes: Foley, Hayslett, Mendieta-Ramos, Moore Omokunde, Najeeb, Pence, Baker, Cotton, and Case - 9

Noes: None.

**5 c. Resolution (F0399-04-26) for Approval of Other Student Fees, Avocational Fees, and Adult Tuition**

Motion It was moved by Director Mendieta-Ramos, seconded by Director Foley, to approve Resolution (F0399-04-26) for Approval of Other Student Fees, Avocational Fees, and Adult Tuition.

Action Motion approved, the roll call vote being as follows:

Ayes: Hayslett, Mendieta-Ramos, Moore Omokunde, Najeeb, Pence, Baker, Cotton, Foley, and Case - 9

Noes: None.

**ITEM 6. POLICY APPROVAL**

**6 a. Pre-Employment Criminal Background Check**

## Milwaukee Area Technical College District Board

April 28, 2026

Page 4

Discussion Mr. Dan McColgan, director, employee and labor relations, discussed the policy for pre-employment criminal background checks.

Motion It was moved by Director Foley, seconded by Director Mendieta-Ramos, to approve the pre-employment criminal background check policy.

Action Motion approved.

### **6 b. Policy Retirement – Salary and Compensation for Non-represented Trades Personnel**

Discussion Mr. Paul Zinck, vice president, Administration and Operations, discussed the policy retirement for salary and compensation for non-represented trades personnel.

Motion It was moved by Director Najeeb, seconded by Director Foley, to approve the pre-employment criminal background check policy.

Action Motion approved.

## **ITEM 7. REPORTS – MONTHLY**

### **7 a. Chairperson’s Report**

Discussion Chairperson Case shared the following report:

- The Spring 2026 Commencement ceremony will take place on Saturday, May 16, at 11:00 a.m. at the Fiserv Forum.
- The GED/AHS/HSED Graduation Ceremony will take place on Thursday, May 21 from 6:00 to 8:00 p.m. at the Downtown Campus, Cooley Auditorium.
- Director Foley shared the District Boards update.

### **7 b. President’s Report**

Discussion Dr. Cruz shared the President’s Report. Highlights included:

- The men’s basketball team was introduced to the board after winning the Region 4 Midwest District A championship for the seventh consecutive year and securing the No. 3 seed at the NJCAA Division II National Tournament.
- The season was highlighted by a 24-game winning streak, an Elite Eight appearance, and a 31–5 overall record that tied the second-most single-season wins in school history.

- Head coach Randy Casey capped the year by being named Region 4 Coach of the Year for the fifth straight season.
- On April 9, MATC joined their partners to break ground on Fieldhouse Flats at the corner of N. Vel R. Phillips and Juneau Avenue.
- The Downtown Campus hosted the annual "Spring Into Wellness" Fair on April 14.
- MATC celebrated Arab American Heritage Month with a series of events.
- Dr. Cruz joined the Wisconsin Technical College System in celebrating the 2026 Class of Student Ambassadors in Wisconsin Dells on April 16. Each year, one student from each of the state's 16 technical colleges is selected for this prestigious role.
  - Daniela Reyes, a Nutrition and Dietetic Technician student, was recognized as MATC's 2026 Ambassador.
- The college has successfully achieved its budgeted enrollment for this 2026 fiscal year and is closely monitoring their progress toward the aspirational target, having reached 99.3% of that objective.

**7 c. District Student Senate Report**

Discussion MATC student Elizabeth Calixto provided the District Student Senate Report.

**ITEM 8. BOARD MONITORING**

**8 a. Risk Management and Public Safety Update**

Discussion Ms. Aisha Barkow, chief, public safety and risk management, answered questions from the board regarding the pre-recorded presentation.

**8 b. Review of Board Self-Evaluation Instrument**

Discussion Chairperson Erica Case led the discussion on the board's self-evaluation instrument and noted that a survey link will be sent to board members in early May.

**8 c. FY26 Year-End Projection of General Fund**

Discussion Mr. Paul Zinck, vice president, administration and operations, presented on the FY26 Year-End Projection of General Fund.

**8 d. Review of Preliminary Operating Budget and Planning Assumptions**

Discussion Mr. Paul Zinck, vice president, administration and operations, presented the review of preliminary operating budget and planning assumptions.

**8 e. Review of FY27 Preliminary Capital Remodeling and Renovation Budget**

Discussion Mr. Kris Johnson, director, Facilities Planning, Construction, and Sustainability, answered questions from the board on the pre-recorded presentation.

**8 f. Community Education Update**

Discussion Dr. Phillip King, executive vice president, presented the Community Education update.

**ITEM 9. NEW BUSINESS**

There was no new business from the board.

**ITEM 10. FUTURE EVENTS/ ANNOUNCEMENTS**

- a. May 16, 2026, MATC Commencement, 11:00 a.m., Fiserv Forum
- b. May 26, 2026, MATC District Board Meeting, 4:00 p.m., Downtown Milwaukee Campus, Board Room (M210).

**ITEM 11. ADJOURNMENT**

The meeting adjourned at 7:12 p.m.

Respectfully submitted,

**E lizabeth S chultz**

On behalf of Board Secretary Waleed Najeeb

\* This meeting may be conducted in part by telephone. Telephone speakers will be available to allow the public to hear those parts of the proceedings that are open to the public.

\*\* Action may be taken on any agenda item, whether designated as an action item or not. Agenda items may be moved into Closed Session for discussion when it becomes apparent that a Closed Session is appropriate under Section 19.85 (c) of the Wisconsin Statutes. The board may return to Open Session to take action on any item discussed in Closed Session.

*Reasonable accommodations are available through the ADA Office for individuals who need assistance. Please call 414-297-6719 to schedule services at least 48 hours before the meeting.*

**BOARD BILLS LIST**

The following bills are to be presented for approval at the meeting of the Milwaukee Area Technical College District Board, State of Wisconsin, to be held on 5-26-26..

**BILLS PAYABLE RECAPITULATION**

**Month of April 2026**

Payments for encumbrances and monthly expenditures were made for the following funds:

General Fund	9,673,257	
Special Revenue Fund-Operational	162,285	
Special Revenue Fund-Non Aidable	75,150	
Enterprise Fund	650,388	
Capital Projects Fund	5,262,456	
Debt Service Fund	13,000	
Internal Service Fund	271,788	
Public Television Fund	<u>2,407,694</u>	
Total Expenditures		<u>\$ 18,516,018</u>

---

Secretary

---

Chair

**BOARD BILLS LIST**

The following bills are to be presented for approval at the meeting of the Milwaukee Area Technical College District Board, State of Wisconsin, to be held on 5-26.26.

**Bank Transfer Payments  
April 2026**

Delta Dental Insurance Claims	<u>\$ 88,079</u>
We- energies	<u>\$ 267,632</u>
UMR Health Insurance Claims	<u>\$ 74,369</u>
WTCS Health Care Consortium	<u>\$ 2,966,538</u>
Bank Service Charges	<u>\$ 1,463</u>
Merchant Service Credit Card Fees	<u>\$ 12,252</u>
Wisconsin Retirement System	<u>\$ 1,589,373</u>
OPEB Trust Transfers	<u>\$ -</u>
Federal Payroll Tax	<u>\$ 2,815,330</u>
State Payroll Tax	<u>\$ 505,530</u>
State, County, and Stadium Sales Tax	<u>\$ 30,096</u>

**Debt Service Fund Wire Payments  
April 2026**

<u>General Obligation Debt Series</u>	<u>Interest</u>	<u>Principal</u>
None		
	<u>-</u>	<u>-</u>

## Board Bill List by Payee - Checks Issued in April 2026

Page 1

Check Date	Check Number	Vendor Name	Classification Description	Object Amount	Check Amount
04/30/26	0088613	1EdTech Consortium Inc	5220 Membership & Subscript	3,000.00	3,000.00
04/30/26	0088614	414LORAL LLC	5243 Other Supplies	376.00	376.00
04/09/26	0088275	4IMPRINT	5501 Student Activities	1,060.22	1,060.22
04/30/26	0088615	4IMPRINT	5243 Other Supplies	4,484.96	6,359.94
04/30/26	0088615	4IMPRINT	5270 Advertising	1,874.98	6,359.94
04/09/26	0088276	5 Corners Dodge Inc	5230 Classroom & Lab Supp	63.52	63.52
04/30/26	0088616	5 Corners Dodge Inc	5281 Classroom/Lab Eq. Rep.	563.90	563.90
04/16/26	0088393	AAA Acme Lock Co Inc	5238 Maint. & Cust. Supp	211.51	211.51
04/30/26	0088617	AAA Acme Lock Co Inc	5830 Imprvmnts/Remdling	1,658.14	1,658.14
04/30/26	0088619	Accreditation Review Council	5220 Membership & Subscript	500.00	500.00
04/02/26	0405297	Accuweather Inc	5674 Technical Operations	650.00	650.00
04/16/26	0410305	ACD Direct	5355 Other Contracted Serv.	10,214.78	10,214.78
04/09/26	0088352	ACNielsen Corporation	5661 Audience Research	3,324.00	3,324.00
04/16/26	0088395	ACT Education Corp	5243 Other Supplies	121.50	121.50
04/09/26	0088277	ADAMM Charitable Foundation Inc	5270 Advertising	2,500.00	2,500.00
04/02/26	0088190	Advanced Welding Supply Co Inc	5230 Classroom & Lab Supp	689.90	689.90
04/09/26	0088278	Advanced Welding Supply Co Inc	5230 Classroom & Lab Supp	260.20	260.20
04/23/26	0088503	Advanced Welding Supply Co Inc	5230 Classroom & Lab Supp	278.96	278.96
04/02/26	0088187	A/E Graphics Inc	5830 Imprvmnts/Remdling	888.55	888.55
04/16/26	0088397	Aircraft Spruce & Specialty Co	5230 Classroom & Lab Supp	416.90	416.90
04/30/26	0088620	Aircraft Spruce & Specialty Co	5230 Classroom & Lab Supp	265.60	265.60
04/09/26	0405928	Airgas Inc	5230 Classroom & Lab Supp	291.53	307.46
04/09/26	0405928	Airgas Inc	5678 Wmvs Transmitter Rep.	15.93	307.46
04/16/26	0410306	Airgas Inc	5230 Classroom & Lab Supp	704.62	704.62
04/09/26	0088279	Air One Equipment Inc	5355 Other Contracted Serv.	1,227.81	1,227.81
04/30/26	0088621	Akrit	5281 Classroom/Lab Eq. Rep.	2,376.04	2,376.04
04/02/26	0088191	Alba Bioscience Inc	5230 Classroom & Lab Supp	154.50	154.50
04/09/26	0088280	Alba Bioscience Inc	5230 Classroom & Lab Supp	412.60	412.60
04/02/26	0088192	Alfa Flower Shop	5243 Other Supplies	175.00	175.00
04/23/26	0088504	Alldata LLC	5840 Equipment	12,225.00	12,225.00
04/16/26	0410307	Allegiance Fundraising Group, LLC	5260 Printing & Duplicating	29,156.40	29,156.40
04/16/26	0410308	Alro Steel Corporation	5230 Classroom & Lab Supp	1,244.44	1,244.44
04/09/26	0088281	Alternative Machine Repair Inc	5281 Classroom/Lab Eq. Rep.	2,619.56	2,619.56
04/02/26	0088193	Alverno College	5355 Other Contracted Serv.	844.47	844.47
04/09/26	0088282	Amazon Web Services, Inc.	5674 Technical Operations	31.95	31.95
04/16/26	0088398	American Association of	5714 Classroom & Lab Supplies	1,125.00	1,125.00
04/23/26	0088505	American Dental Accessories	5243 Other Supplies	434.43	434.43
04/02/26	0088194	American Dental Association	5220 Membership & Subscript	2,630.00	2,630.00
04/16/26	0088399	American Foundation for	5357 Professional & Consult	1,350.00	1,350.00
04/23/26	0088506	American Future Systems	5260 Printing & Duplicating	197.00	197.00
04/23/26	0088507	American Heart Association Inc	5714 Classroom & Lab Supplies	1,972.50	1,972.50
04/16/26	0088400	American Medical Technologists	5714 Classroom & Lab Supplies	750.00	750.00
04/23/26	0088508	American Time & Signal Co	5840 Equipment	13,438.31	13,438.31
04/09/26	0088283	Anchor Printing Inc	5260 Printing & Duplicating	2,287.68	2,287.68
04/16/26	0088401	Anchor Printing Inc	5260 Printing & Duplicating	1,485.88	1,485.88
04/02/26	0088195	Anthology Inc	5840 Equipment	20,600.00	20,600.00
04/23/26	0088576	APLPD HOLDCO INC	5355 Other Contracted Serv.	82.95	82.95
04/02/26	0088196	Archetype Innovations LLC	5714 Classroom & Lab Supplies	1,460.00	1,460.00
04/02/26	0405296	Arlene A. Roche	5201 Travel Expenses	162.40	162.40
04/30/26	0088623	Armond Dalton Publishers Inc	5707 New Book-Resale	816.52	816.52
04/30/26	0410586	ARTCORP Inc	5840 Equipment	3,000.00	3,000.00
04/02/26	0088219	Arturo Garcia	5243 Other Supplies	48.61	48.61
04/30/26	0088624	ASC1 Inc	5281 Classroom/Lab Eq. Rep.	6,024.42	6,024.42
04/30/26	0088625	Associated Sales & Bag Company	5243 Other Supplies	237.60	237.60
04/23/26	0088509	Association for Student Conduct Adm	5220 Membership & Subscript	156.00	156.00
04/16/26	0088402	ASW Machinery Inc	5230 Classroom & Lab Supp	432.70	3,799.36
04/16/26	0088402	ASW Machinery Inc	5281 Classroom/Lab Eq. Rep.	3,366.66	3,799.36
04/30/26	0088627	Atlas Copco Compressor LLC	5355 Other Contracted Serv.	5,186.52	5,186.52
04/16/26	0088403	AT&T	5454 Telephone	1,393.04	1,393.04
04/23/26	0088510	AT&T	5454 Telephone	8,219.46	8,219.46
04/30/26	0088626	AT&T	5454 Telephone	2,648.94	2,648.94
04/23/26	0088511	At&t Long Distance	5454 Telephone	315.20	315.20
04/02/26	0088197	At&t Mobility	5454 Telephone	12,987.23	12,987.23
04/23/26	0088512	At&t Mobility	5454 Telephone	2,482.36	2,482.36

## Board Bill List by Payee - Checks Issued in April 2026

Page 2

Check Date	Check Number	Vendor Name	Classification Description	Object Amount	Check Amount
04/09/26	0405929	Auramke	5243 Other Supplies	3,970.00	3,970.00
04/02/26	0088198	Aurora Health Care Inc	5355 Other Contracted Serv.	2,720.52	2,720.52
04/09/26	0088285	Automatic Entrances of	5238 Maint. & Cust. Supp	291.38	291.38
04/09/26	0088284	Auto Paint & Supply Co Inc	5230 Classroom & Lab Supp	780.82	780.82
04/16/26	0410309	AV Design Group Inc	5840 Equipment	28,230.00	28,230.00
04/23/26	0410480	AV Design Group Inc	3411 Resd for Encumbrances	98,025.00	100,910.00
04/23/26	0410480	AV Design Group Inc	5840 Equipment	2,885.00	100,910.00
04/30/26	0410587	AV Design Group Inc	5840 Equipment	16,903.00	16,903.00
04/23/26	0088515	Badge Buddies LLC	5230 Classroom & Lab Supp	59.40	59.40
04/30/26	0088629	Badger Thermal Unlimited LLC	5238 Maint. & Cust. Supp	56.41	56.41
04/23/26	0088581	Baird, Robert W & Co	5970 Admin Exp-Debt Service	13,000.00	13,000.00
04/09/26	0088286	Baked Dreams Creations LLC	5243 Other Supplies	213.00	213.00
04/09/26	0088287	Baked MKE - Rachel Schmidbauer	5704 Groceries-Resale	927.50	927.50
04/23/26	0088516	Baked MKE - Rachel Schmidbauer	5704 Groceries-Resale	425.00	425.00
04/30/26	0088630	Baked MKE - Rachel Schmidbauer	5704 Groceries-Resale	804.00	804.00
04/02/26	0405298	Baker Tilly Virchow Krause LLP	5357 Professional & Consult	9,064.00	9,064.00
04/23/26	0088517	BankMobile Technologies Inc	5355 Other Contracted Serv.	2,810.00	2,810.00
04/09/26	0405930	Batteries Plus LLC	5674 Technical Operations	634.02	634.02
04/16/26	0410310	Batteries Plus LLC	5238 Maint. & Cust. Supp	128.58	128.58
04/30/26	0410588	Batteries Plus LLC	5674 Technical Operations	245.00	245.00
04/02/26	0088200	Batzner Pest Management Inc	5355 Other Contracted Serv.	480.96	480.96
04/09/26	0088288	Batzner Pest Management Inc	5355 Other Contracted Serv.	129.59	129.59
04/16/26	0088405	Batzner Pest Management Inc	5355 Other Contracted Serv.	306.44	306.44
04/23/26	0088518	Batzner Pest Management Inc	5355 Other Contracted Serv.	89.05	89.05
04/30/26	0088631	Batzner Pest Management Inc	5355 Other Contracted Serv.	323.92	323.92
04/30/26	0088632	Bear Construction Company	3411 Resd for Encumbrances	220,390.20	236,922.67
04/30/26	0088632	Bear Construction Company	5830 Imprvmnts/Remdling	16,532.47	236,922.67
04/09/26	0088289	Bearings Incorporated South	5238 Maint. & Cust. Supp	60.00	60.00
04/16/26	0088407	Bearings Incorporated South	5238 Maint. & Cust. Supp	184.00	184.00
04/23/26	0410478	Beth A. Stoddard	5840 Equipment	700.00	700.00
04/16/26	0088404	B&h Photo Video	5230 Classroom & Lab Supp	527.04	8,917.04
04/16/26	0088404	B&h Photo Video	5840 Equipment	8,390.00	8,917.04
04/23/26	0088514	B&h Photo Video	5840 Equipment	12,919.71	12,919.71
04/30/26	0088628	B&h Photo Video	5840 Equipment	10,121.04	10,121.04
04/02/26	0088201	Bio Rad Laboratories Inc	5230 Classroom & Lab Supp	519.90	519.90
04/02/26	0088202	Black Excellence Awards	5652 Contribution & Awards	475.00	475.00
04/16/26	0088409	Blain Supply Inc	5243 Other Supplies	199.00	199.00
04/30/26	0088633	Blain Supply Inc	5243 Other Supplies	199.99	199.99
04/09/26	0088290	Blair Fire Protection LLC	5355 Other Contracted Serv.	2,452.00	2,452.00
04/23/26	0088519	Blair Fire Protection LLC	5830 Imprvmnts/Remdling	2,348.04	2,348.04
04/09/26	0088291	Blink Charging Inc	5355 Other Contracted Serv.	480.00	480.00
04/16/26	0088410	Boehm Madisen Lumber Co Inc	5230 Classroom & Lab Supp	955.62	955.62
04/16/26	0410311	Boer Architects Inc	3411 Resd for Encumbrances	3,000.00	3,000.00
04/02/26	0088203	Bound Tree Medical	5840 Equipment	1,670.35	1,670.35
04/09/26	0088292	Bound Tree Medical	5248 Classrm/Lab Equip.	12,212.95	12,212.95
04/16/26	0088411	Bound Tree Medical	5230 Classroom & Lab Supp	8,336.28	8,336.28
04/23/26	0088520	Bound Tree Medical	5230 Classroom & Lab Supp	241.18	2,204.19
04/23/26	0088520	Bound Tree Medical	5248 Classrm/Lab Equip.	692.99	2,204.19
04/23/26	0088520	Bound Tree Medical	5840 Equipment	1,270.02	2,204.19
04/16/26	0088412	Brad Bach	5363 Officials	210.00	210.00
04/23/26	0088513	Bryce Aubart	5363 Officials	390.00	390.00
04/09/26	0088294	Building Controls & Solutions LLC	5238 Maint. & Cust. Supp	52.63	52.63
04/30/26	0088634	Building Controls & Solutions LLC	5238 Maint. & Cust. Supp	384.20	384.20
04/16/26	0410312	Building Service Inc	3411 Resd for Encumbrances	13,341.00	13,341.00
04/23/26	0410481	Building Service Inc	5840 Equipment	77,539.28	77,539.28
04/02/26	0088205	Butters Fetting Co Inc	5355 Other Contracted Serv.	2,156.37	43,191.87
04/02/26	0088205	Butters Fetting Co Inc	5830 Imprvmnts/Remdling	41,035.50	43,191.87
04/09/26	0088295	Butters Fetting Co Inc	3411 Resd for Encumbrances	26,590.50	31,705.92
04/09/26	0088295	Butters Fetting Co Inc	5355 Other Contracted Serv.	5,115.42	31,705.92
04/16/26	0088414	Butters Fetting Co Inc	5355 Other Contracted Serv.	17,447.83	17,447.83
04/23/26	0088521	Butters Fetting Co Inc	5355 Other Contracted Serv.	1,002.99	12,469.06
04/23/26	0088521	Butters Fetting Co Inc	5830 Imprvmnts/Remdling	11,466.07	12,469.06
04/30/26	0088635	Buy Right Auto Inc	5230 Classroom & Lab Supp	1,578.52	1,578.52
04/16/26	0410292	Caleb L. Bounds	5203 Meals	600.00	600.00
04/23/26	0410469	Caleb L. Bounds	5203 Meals	2,700.00	2,700.00

## Board Bill List by Payee - Checks Issued in April 2026

Page 3

Check Date	Check Number	Vendor Name	Classification Description	Object Amount	Check Amount
04/30/26	0088636	Carl Bloom Associates Inc	5260 Printing & Duplicating	344.81	344.81
04/23/26	0088522	Carlin Horticultural Supplies	5230 Classroom & Lab Supp	743.16	743.16
04/30/26	0088637	Carlin Horticultural Supplies	5230 Classroom & Lab Supp	290.07	290.07
04/23/26	0088523	Carolina Academic Press	5707 New Book-Resale	237.32	237.32
04/02/26	0405299	Caspian Technology Concepts LLC	5830 Imprvmnts/Remdling	6,910.33	6,910.33
04/09/26	0405932	Caspian Technology Concepts LLC	5840 Equipment	11,475.00	11,475.00
04/23/26	0410482	Caspian Technology Concepts LLC	5840 Equipment	32,889.81	32,889.81
04/16/26	0088415	C & C Designs Ltd	5243 Other Supplies	720.00	720.00
04/02/26	0405300	CDW Government Inc	5840 Equipment	11,642.00	11,642.00
04/09/26	0405933	CDW Government Inc	5282 Off. General Eq. Rep.	1,079.67	160,343.67
04/09/26	0405933	CDW Government Inc	5840 Equipment	159,264.00	160,343.67
04/16/26	0410313	CDW Government Inc	5282 Off. General Eq. Rep.	3,273.38	162,250.78
04/16/26	0410313	CDW Government Inc	5840 Equipment	158,977.40	162,250.78
04/23/26	0410483	CDW Government Inc	5454 Telephone	4,917.60	207,185.63
04/23/26	0410483	CDW Government Inc	5840 Equipment	202,268.03	207,185.63
04/30/26	0410589	CDW Government Inc	5840 Equipment	8,830.24	8,830.24
04/02/26	0088250	Cesar Alexis Nungaray	5355 Other Contracted Serv.	500.00	500.00
04/16/26	0088417	Channel 49 Limited Partnership	5355 Other Contracted Serv.	3,020.00	3,020.00
04/16/26	0410345	Charter Communications Holdings LLC	5501 Student Activities	180.57	180.57
04/23/26	0410513	Charter Communications Holdings LLC	5840 Equipment	10,173.33	10,173.33
04/23/26	0088524	Chefs Warehouse Midwest Llc Chefs W	5704 Groceries-Resale	501.04	501.04
04/30/26	0410582	Christina Nora	5201 Travel Expenses	800.00	800.00
04/09/26	0088334	Christine M. Manion	5355 Other Contracted Serv.	1,375.00	1,375.00
04/09/26	0088388	Cierra P. Wilson	5840 Equipment	1,300.00	1,300.00
04/02/26	0088206	Cintas	5355 Other Contracted Serv.	2,683.00	2,683.00
04/09/26	0088296	Cintas	5355 Other Contracted Serv.	1,341.50	1,341.50
04/16/26	0088418	Cintas	5355 Other Contracted Serv.	1,341.50	1,341.50
04/23/26	0088525	Cintas	5355 Other Contracted Serv.	1,341.50	1,341.50
04/30/26	0088639	Cintas	5355 Other Contracted Serv.	1,345.48	1,345.48
04/02/26	0405301	Cintas Corporation	5355 Other Contracted Serv.	1,415.00	1,415.00
04/09/26	0405934	Cintas Corporation	5355 Other Contracted Serv.	2,280.10	2,280.10
04/16/26	0410314	Cintas Corporation	5355 Other Contracted Serv.	1,530.07	1,530.07
04/02/26	0088207	Cintas Corporation Floor Matts	5355 Other Contracted Serv.	589.34	589.34
04/09/26	0088297	Cintas Corporation Floor Matts	5355 Other Contracted Serv.	688.30	688.30
04/16/26	0088419	Cintas Corporation Floor Matts	5355 Other Contracted Serv.	444.10	444.10
04/23/26	0088526	Cintas Corporation Floor Matts	5355 Other Contracted Serv.	180.80	180.80
04/30/26	0088640	Cintas Corporation Floor Matts	5355 Other Contracted Serv.	688.30	688.30
04/16/26	0088420	City of Mequon	5455 Water	3,386.11	3,386.11
04/02/26	0088208	City of Oak Creek	5270 Advertising	800.00	800.00
04/23/26	0088527	Clearwing Productions Inc	5840 Equipment	12,896.75	12,896.75
04/16/26	0410315	Clothes Clinic Inc	5714 Classroom & Lab Supplies	1,819.46	1,819.46
04/30/26	0088641	Cohere Beauty Omaha Inc	5243 Other Supplies	515.78	515.78
04/02/26	0088237	Colt LaChance	5355 Other Contracted Serv.	1,140.08	1,140.08
04/16/26	0088421	Combat Brands LLC	5243 Other Supplies	339.95	339.95
04/02/26	0088209	Commission on Accreditation	5220 Membership & Subscript	862.50	862.50
04/09/26	0088298	Compost Crusader LLC	5359 Waste Disposal	328.00	328.00
04/02/26	0405302	Concord Consulting Group of IL Inc	3411 Resd for Encumbrances	1,500.00	6,000.00
04/02/26	0405302	Concord Consulting Group of IL Inc	5830 Imprvmnts/Remdling	4,500.00	6,000.00
04/16/26	0410316	Concord Consulting Group of IL Inc	5830 Imprvmnts/Remdling	9,000.00	9,000.00
04/23/26	0410484	Concord Consulting Group of IL Inc	5830 Imprvmnts/Remdling	4,500.00	4,500.00
04/30/26	0088642	Condor Aviation Inc	5230 Classroom & Lab Supp	4,520.00	4,520.00
04/16/26	0410317	Consilience Group LLC	5355 Other Contracted Serv.	4,160.00	16,243.33
04/16/26	0410317	Consilience Group LLC	5357 Professional & Consult	12,083.33	16,243.33
04/30/26	0410590	Consilience Group LLC	5357 Professional & Consult	3,500.00	3,500.00
04/30/26	0410591	Contributor Development Partnership	5355 Other Contracted Serv.	541.50	541.50
04/02/26	0088210	Convergint Technologies LLC	5840 Equipment	11,966.35	11,966.35
04/30/26	0088644	Cook Specialty Co Inc	5704 Groceries-Resale	142.14	142.14
04/02/26	0405303	Cotter Consulting Inc	3411 Resd for Encumbrances	9,081.00	9,081.00
04/30/26	0088645	County of Milwaukee	5355 Other Contracted Serv.	594.00	594.00
04/02/26	0088211	Cozzini Bros Inc	5714 Classroom & Lab Supplies	93.65	93.65
04/23/26	0088528	Cozzini Bros Inc	5714 Classroom & Lab Supplies	93.65	93.65
04/23/26	0410485	Creative Business Interiors Inc	5840 Equipment	41,702.44	41,702.44
04/16/26	0410318	Creative Constructors LLC	5830 Imprvmnts/Remdling	142,706.97	142,706.97
04/30/26	0088646	Crescent Electric Supply Co	5238 Maint. & Cust. Supp	157.52	157.52
04/02/26	0088212	Cummins Inc.	5355 Other Contracted Serv.	760.90	760.90

## Board Bill List by Payee - Checks Issued in April 2026

Page 4

Check Date	Check Number	Vendor Name	Classification Description	Object Amount	Check Amount
04/23/26	0088529	Cummins Inc.	5355 Other Contracted Serv.	2,467.82	2,467.82
04/30/26	0088647	Custom Truck One Source Lp	5840 Equipment	258,320.32	258,320.32
04/30/26	0088648	D2G Group LLC	5243 Other Supplies	293.09	293.09
04/30/26	0088649	Daddy's Soul Food & Grille LLC	2325 Misc. Clubs Pay.	1,895.00	1,895.00
04/02/26	0088213	Daily Reporter Bridge Tower OpCo LL	5830 Imprvmnts/Remdling	468.18	468.18
04/30/26	0088650	Daily Reporter Bridge Tower OpCo LL	5830 Imprvmnts/Remdling	846.68	846.68
04/16/26	0410299	Daniel E Pfeifer	5363 Officials	140.00	140.00
04/23/26	0410474	Daniel E Pfeifer	5363 Officials	280.00	280.00
04/09/26	0088299	Darby Dental Supply LLC	5243 Other Supplies	796.00	796.00
04/02/26	0405288	Darryll L. Fortune	5201 Travel Expenses	262.36	262.36
04/16/26	0088422	David J. Frank Landscape Contractin	5355 Other Contracted Serv.	14,545.00	14,545.00
04/09/26	0088300	David S Turpie	5357 Professional & Consult	6,150.00	6,150.00
04/30/26	0088651	Deanna Steinmetz	5247 Special Occasions	545.94	545.94
04/16/26	0410293	Deborah E. Hamlett	5243 Other Supplies	42.48	42.48
04/23/26	0410486	Deer District LLC	5501 Student Activities	16,250.00	16,250.00
04/09/26	0088301	Deere & Company	5840 Equipment	34,619.96	34,619.96
04/09/26	0088302	Dentsply Sirona Inc	5711 Supplies-Resale	1,667.40	1,667.40
04/09/26	0088303	Department of Workforce	5446 Unemployment Insurance	5,888.13	5,888.13
04/16/26	0088435	Diana Gutierrez	5357 Professional & Consult	200.00	200.00
04/16/26	0088423	Digicopy Inc	5243 Other Supplies	134.40	189.36
04/16/26	0088423	Digicopy Inc	5260 Printing & Duplicating	54.96	189.36
04/23/26	0088532	Digital Strategy Works LLC	5355 Other Contracted Serv.	9,000.00	9,000.00
04/30/26	0088652	Displai Systems Inc	5840 Equipment	10,272.00	10,272.00
04/16/26	0088406	Donald Baumgart	5363 Officials	684.00	684.00
04/02/26	0088199	Doni W. Bartley	5201 Travel Expenses	133.40	133.40
04/23/26	0410487	Douglas Stewart Co Inc	5711 Supplies-Resale	3,628.61	3,628.61
04/02/26	0088214	Duet Resource Group	5840 Equipment	13,912.30	13,912.30
04/09/26	0088305	Duet Resource Group	5840 Equipment	14,691.60	14,691.60
04/02/26	0088215	Dynamism Inc	5840 Equipment	7,597.83	7,597.83
04/09/26	0405935	Eaton Corporation	5282 Off. General Eq. Rep.	17,329.28	17,329.28
04/09/26	0088306	Economic Modeling LLC dba Lightcast	5840 Equipment	14,440.00	14,440.00
04/23/26	0088534	Economic Modeling LLC dba Lightcast	5355 Other Contracted Serv.	7,499.50	7,499.50
04/16/26	0088425	Egelhoff Lawn Mower Service	5355 Other Contracted Serv.	797.58	797.58
04/23/26	0088535	Egelhoff Lawn Mower Service	5355 Other Contracted Serv.	1,039.95	1,039.95
04/30/26	0088653	Elementar Americas Inc	5840 Equipment	43,874.84	43,874.84
04/16/26	0088413	Elisha Brown	5243 Other Supplies	250.00	250.00
04/16/26	0088491	Elizabeth M. Walsh	5201 Travel Expenses	1,051.65	5,850.98
04/16/26	0088491	Elizabeth M. Walsh	5668 Program Production	4,799.33	5,850.98
04/23/26	0088554	Elkhorn Bus Service	5201 Travel Expenses	2,200.00	2,200.00
04/16/26	0410319	Ellucian Company LLC	5840 Equipment	16,429.50	16,429.50
04/23/26	0088536	Elsevier	5840 Equipment	13,741.21	13,741.21
04/30/26	0088654	Elsevier	5714 Classroom & Lab Supplies	2,212.00	2,212.00
04/02/26	0088216	Emergency Lighting	5840 Equipment	7,207.60	7,207.60
04/30/26	0410585	Emily Summers	5201 Travel Expenses	428.84	428.84
04/16/26	0410320	Engberg Anderson Inc	3411 Resd for Encumbrances	62,861.50	62,861.50
04/30/26	0410592	Engberg Anderson Inc	3411 Resd for Encumbrances	17,325.00	19,440.00
04/30/26	0410592	Engberg Anderson Inc	5830 Imprvmnts/Remdling	2,115.00	19,440.00
04/30/26	0088655	Engelhardt Dairy of Wisconsin LLC	5704 Groceries-Resale	4,102.20	4,102.20
04/23/26	0088553	Eric C. Johnson	5363 Officials	245.00	245.00
04/09/26	0088310	Eric Fhlug	5363 Officials	245.00	245.00
04/16/26	0410304	Erich J. Zeimantz	5201 Travel Expenses	1,104.33	1,104.33
04/30/26	0088656	Euna Solutions Inc	5840 Equipment	18,000.00	18,000.00
04/16/26	0088448	Eva M. Martinez Powless	5366 Legal Settlements	156,000.00	156,000.00
04/30/26	0088643	Exelon Corporation	5450 Gas	28,537.22	28,537.22
04/09/26	0088308	Facility Gateway Corporation	3411 Resd for Encumbrances	1,497.36	1,497.36
04/23/26	0088537	FairWave Holdings	5704 Groceries-Resale	571.30	571.30
04/30/26	0088657	FairWave Holdings	5704 Groceries-Resale	582.25	582.25
04/16/26	0088426	FastSigns	5243 Other Supplies	772.00	772.00
04/30/26	0088658	FastSigns	5243 Other Supplies	4,844.62	4,844.62
04/02/26	0088217	Federal Express Corp	5707 New Book-Resale	390.30	390.30
04/09/26	0088309	Federal Express Corp	5259 Postage	36.67	284.04
04/09/26	0088309	Federal Express Corp	5707 New Book-Resale	247.37	284.04
04/16/26	0088427	Federal Express Corp	5707 New Book-Resale	52.28	52.28
04/23/26	0088538	Federal Express Corp	5707 New Book-Resale	14.20	14.20
04/30/26	0088659	Federal Express Corp	5707 New Book-Resale	329.35	329.35

## Board Bill List by Payee - Checks Issued in April 2026

Page 5

Check Date	Check Number	Vendor Name	Classification Description	Object Amount	Check Amount
04/16/26	0410321	Federico Munoz D/B/A Rico Install C	5830 Imprvmnts/Remdling	2,680.00	2,680.00
04/23/26	0088539	Feel Great LLC	5363 Officials	200.00	200.00
04/09/26	0088311	Fisher Scientific Company LLC	5248 Classrm/Lab Equip.	15,245.30	15,245.30
04/23/26	0088540	Fisher Scientific Company LLC	5230 Classroom & Lab Supp	870.84	870.84
04/09/26	0405936	Flinn Scientific Inc	5230 Classroom & Lab Supp	105.66	105.66
04/09/26	0405937	Forest Incentives Ltd	5243 Other Supplies	8,069.22	10,248.37
04/09/26	0405937	Forest Incentives Ltd	5259 Postage	2,179.15	10,248.37
04/30/26	0410593	Forest Incentives Ltd	5243 Other Supplies	9,576.02	12,285.45
04/30/26	0410593	Forest Incentives Ltd	5259 Postage	2,709.43	12,285.45
04/09/26	0088312	Fortune International, LLC	5704 Groceries-Resale	815.19	815.19
04/23/26	0088541	Fortune International, LLC	5704 Groceries-Resale	795.32	795.32
04/09/26	0088313	Fox Valley Tech College	5355 Other Contracted Serv.	2,065.00	2,065.00
04/30/26	0088660	Franklin Business Park Consortium	5220 Membership & Subscript	100.00	100.00
04/09/26	0405926	Frederick K. Roufs	5363 Officials	490.00	490.00
04/16/26	0410301	Frederick K. Roufs	5363 Officials	245.00	245.00
04/23/26	0410477	Frederick K. Roufs	5363 Officials	245.00	245.00
04/16/26	0410322	Free Style Graphics of Greenfield I	5243 Other Supplies	3,215.73	3,215.73
04/09/26	0088315	Froedtert Health-Workforce Health	5501 Student Activities	12,691.00	12,691.00
04/09/26	0405938	Full Compass Systems LTD-FBB	5840 Equipment	844.38	844.38
04/23/26	0410488	Full Compass Systems LTD-FBB	5840 Equipment	1,303.63	1,303.63
04/30/26	0410594	Full Compass Systems LTD-FBB	5840 Equipment	208.14	208.14
04/02/26	0088218	Galls LLC	5243 Other Supplies	290.48	290.48
04/30/26	0088661	Gannett Wisconsin Localiq	5271 Legal Notices	1,169.88	1,169.88
04/23/26	0088542	GARDA CL GREAT LAKES INC	5355 Other Contracted Serv.	4,215.72	4,215.72
04/16/26	0088428	GE Medical Systems, Ultrasound & Pr	5840 Equipment	246,450.00	246,450.00
04/30/26	0088662	General Communications Inc	5840 Equipment	9,807.20	9,807.20
04/30/26	0088719	Gene Vicari	5270 Advertising	250.00	250.00
04/23/26	0088543	GE Precision Healthcare LLC	5840 Equipment	109,900.00	109,900.00
04/23/26	0088544	Germania Seed Co	5230 Classroom & Lab Supp	24.88	24.88
04/09/26	0088317	GFL Solid Waste Midwest LLC	5359 Waste Disposal	7,189.71	7,189.71
04/02/26	0088221	Gladwin Machinery	5230 Classroom & Lab Supp	924.00	924.00
04/02/26	0088222	Global Equipment Company Inc	5840 Equipment	617.69	617.69
04/30/26	0088663	Global Equipment Company Inc	5840 Equipment	1,811.41	1,811.41
04/16/26	0088429	Global Water Technology, Inc	5238 Maint. & Cust. Supp	3,020.24	3,020.24
04/16/26	0088430	Gloria Kay Uniforms Inc	5711 Supplies-Resale	731.00	731.00
04/30/26	0088664	Gloria Kay Uniforms Inc	5711 Supplies-Resale	722.00	722.00
04/02/26	0088223	Goldfish Uniforms	5238 Maint. & Cust. Supp	1,792.75	1,792.75
04/02/26	0088224	Goodheart-Willcox Publisher	5707 New Book-Resale	4,632.96	4,632.96
04/16/26	0410323	Goodway Technologies Corp	5238 Maint. & Cust. Supp	547.30	547.30
04/09/26	0088319	Gordon Flesch Co Inc	5355 Other Contracted Serv.	34,361.23	34,361.23
04/16/26	0088432	Gordon Flesch Co Inc	5355 Other Contracted Serv.	9,454.40	9,454.40
04/09/26	0088318	Go Riteway Transporation	5243 Other Supplies	705.60	705.60
04/16/26	0088431	Go Riteway Transporation	5205 Recruiting	3,837.79	3,837.79
04/23/26	0088546	Go Riteway Transporation	5201 Travel Expenses	1,187.45	1,187.45
04/30/26	0088665	Go Riteway Transporation	5205 Recruiting	1,465.39	1,465.39
04/16/26	0088433	Grafton Ace Hardware	5230 Classroom & Lab Supp	102.50	102.50
04/30/26	0088666	Grafton Ace Hardware	5230 Classroom & Lab Supp	114.94	114.94
04/23/26	0088547	Grand Appliance Inc.	5840 Equipment	7,544.00	7,544.00
04/30/26	0088667	Grand Appliance Inc.	5840 Equipment	4,650.00	4,650.00
04/09/26	0088320	Graybar Electric Inc	5238 Maint. & Cust. Supp	105.01	105.01
04/30/26	0410596	Gray Miller Persh LLP	5361 Legal Services	752.00	752.00
04/02/26	0088225	Great Lakes Turbines Inc	5840 Equipment	392,000.00	392,000.00
04/16/26	0088434	Grimco Inc	5244 Production Supplies	1,288.92	1,288.92
04/23/26	0410490	Grumman Butkus Associates	5830 Imprvmnts/Remdling	14,750.00	14,750.00
04/02/26	0405305	Grunau Co Inc	5355 Other Contracted Serv.	10,578.79	10,578.79
04/09/26	0405940	Grunau Co Inc	5355 Other Contracted Serv.	2,664.18	11,574.24
04/09/26	0405940	Grunau Co Inc	5830 Imprvmnts/Remdling	8,910.06	11,574.24
04/16/26	0410325	Grunau Co Inc	5355 Other Contracted Serv.	15,551.85	31,649.84
04/16/26	0410325	Grunau Co Inc	5830 Imprvmnts/Remdling	16,097.99	31,649.84
04/23/26	0410491	Grunau Co Inc	5355 Other Contracted Serv.	19,362.00	43,462.86
04/23/26	0410491	Grunau Co Inc	5830 Imprvmnts/Remdling	24,100.86	43,462.86
04/30/26	0410597	Grunau Co Inc	5840 Equipment	8,793.76	8,793.76
04/09/26	0405941	GTM HR Consulting Inc	5357 Professional & Consult	6,823.00	6,823.00
04/02/26	0088188	Hajoca Corporation	5238 Maint. & Cust. Supp	178.48	178.48
04/16/26	0410326	Hammel Green & Abrahamson Inc	3411 Resd for Encumbrances	1,285.00	2,350.00

## Board Bill List by Payee - Checks Issued in April 2026

Page 6

Check Date	Check Number	Vendor Name	Classification Description	Object Amount	Check Amount
04/16/26	0410326	Hammel Green & Abrahamson Inc	5830 Imprvmnts/Remdling	1,065.00	2,350.00
04/23/26	0410492	Hammel Green & Abrahamson Inc	3411 Resd for Encumbrances	3,750.00	3,750.00
04/09/26	0088322	Hardware Distributors LTD	5230 Classroom & Lab Supp	380.78	380.78
04/23/26	0088549	Hardware Distributors LTD	5230 Classroom & Lab Supp	217.18	217.18
04/09/26	0088323	Hastings Air Energy Control	5355 Other Contracted Serv.	605.00	605.00
04/02/26	0405306	Hatch Staffing Services Inc	5355 Other Contracted Serv.	710.43	710.43
04/09/26	0405942	Hatch Staffing Services Inc	5355 Other Contracted Serv.	1,114.40	7,594.40
04/09/26	0405942	Hatch Staffing Services Inc	5840 Equipment	6,480.00	7,594.40
04/16/26	0410327	Hatch Staffing Services Inc	5840 Equipment	2,160.00	2,160.00
04/23/26	0410493	Hatch Staffing Services Inc	5355 Other Contracted Serv.	2,005.92	5,245.92
04/23/26	0410493	Hatch Staffing Services Inc	5840 Equipment	3,240.00	5,245.92
04/30/26	0410598	Hatch Staffing Services Inc	5355 Other Contracted Serv.	1,091.28	4,331.28
04/30/26	0410598	Hatch Staffing Services Inc	5840 Equipment	3,240.00	4,331.28
04/09/26	0088324	Hawks Quindel SC	5366 Legal Settlements	84,000.00	84,000.00
04/23/26	0088550	Hein Electric Supply Co	5355 Other Contracted Serv.	39.07	39.07
04/16/26	0088436	Henry Schein Dental	5230 Classroom & Lab Supp	849.38	849.38
04/23/26	0088551	Henry Schein Dental	5230 Classroom & Lab Supp	19.77	3,334.84
04/23/26	0088551	Henry Schein Dental	5243 Other Supplies	3,315.07	3,334.84
04/30/26	0088669	Henry Schein Dental	5230 Classroom & Lab Supp	5,180.39	5,180.39
04/09/26	0088325	Herff Jones	5242 Operating Supplies	876.72	876.72
04/09/26	0088326	Higgins Tower Service Inc	5840 Equipment	14,984.85	14,984.85
04/30/26	0088670	Holiday Wholesale Inc.	5704 Groceries-Resale	4,432.90	4,432.90
04/16/26	0410328	Honeywell Building Solutions	5840 Equipment	1,537.73	1,537.73
04/09/26	0088327	Honors Graduation LLC	5243 Other Supplies	589.00	589.00
04/30/26	0088672	Howmedica Osteonics DbA Stryker Ins	5840 Equipment	27,420.40	27,420.40
04/30/26	0088668	H Steffen Enterprises	5355 Other Contracted Serv.	1,440.00	1,440.00
04/09/26	0088328	Hubbard Wilson & Zelenkova LLC	5357 Professional & Consult	8,750.00	8,750.00
04/30/26	0088673	Hu-Friedy Mfg Co Inc	5230 Classroom & Lab Supp	222.12	222.12
04/09/26	0405943	Hurt Electric Inc	5830 Imprvmnts/Remdling	407,403.84	552,403.84
04/09/26	0405943	Hurt Electric Inc	5840 Equipment	145,000.00	552,403.84
04/30/26	0410599	Hurt Electric Inc	3411 Resd for Encumbrances	3,062.86	430,082.80
04/30/26	0410599	Hurt Electric Inc	5830 Imprvmnts/Remdling	427,019.94	430,082.80
04/30/26	0088674	Illinois Valley Community College	5419 Building Rental	350.00	350.00
04/02/26	0088227	Imagine Promotional LLC	5243 Other Supplies	3,169.00	3,169.00
04/02/26	0088228	Ingram Book Group LLC	5233 Books	2,369.14	2,369.14
04/09/26	0088329	Ingram Book Group LLC	5233 Books	170.78	555.92
04/09/26	0088329	Ingram Book Group LLC	5243 Other Supplies	385.14	555.92
04/16/26	0088437	Ingram Book Group LLC	5233 Books	1,508.88	1,508.88
04/23/26	0088552	Ingram Book Group LLC	5233 Books	917.09	917.09
04/09/26	0088330	INSPEC Inc	5830 Imprvmnts/Remdling	6,038.25	6,038.25
04/02/26	0088229	Integrity Environmental Services Inc	3411 Resd for Encumbrances	2,766.00	2,766.00
04/09/26	0405944	Interiorscapes, Inc	5355 Other Contracted Serv.	258.49	258.49
04/09/26	0405945	Interstate Parking	5419 Building Rental	30.00	30.00
04/02/26	0088230	ITNH, Inc	5282 Off. General Eq. Rep.	2,829.00	2,829.00
04/02/26	0405307	Itu Absorb Tech Inc	5355 Other Contracted Serv.	66.30	66.30
04/09/26	0405946	Itu Absorb Tech Inc	5355 Other Contracted Serv.	44.66	44.66
04/16/26	0410329	Itu Absorb Tech Inc	5282 Off. General Eq. Rep.	208.86	336.20
04/16/26	0410329	Itu Absorb Tech Inc	5355 Other Contracted Serv.	127.34	336.20
04/23/26	0410494	Itu Absorb Tech Inc	5282 Off. General Eq. Rep.	104.43	279.06
04/23/26	0410494	Itu Absorb Tech Inc	5355 Other Contracted Serv.	174.63	279.06
04/02/26	0088231	Jackson Maccudden Inc	3411 Resd for Encumbrances	548.00	548.00
04/30/26	0088675	Jackson Maccudden Inc	5830 Imprvmnts/Remdling	9,625.00	9,625.00
04/09/26	0088331	Jacobus Energy LLC	5242 Operating Supplies	4,293.61	4,293.61
04/16/26	0410295	Jacqueline C. Malmstadt	5201 Travel Expenses	26.10	26.10
04/09/26	0088386	Jason D. Werth	5363 Officials	245.00	245.00
04/16/26	0088438	Jason Leitner	5355 Other Contracted Serv.	1,855.62	1,855.62
04/02/26	0405289	Jeannette R. Glover	5201 Travel Expenses	136.55	136.55
04/30/26	0410600	Jefferson Fire & Safety Inc	5840 Equipment	11,320.00	11,320.00
04/23/26	0410495	JenFryTalks LLC	5355 Other Contracted Serv.	5,000.00	5,000.00
04/09/26	0088332	Jobe elephant.com Inc	5840 Equipment	6,796.60	6,796.60
04/30/26	0088676	Jobe elephant.com Inc	5840 Equipment	6,796.60	6,796.60
04/09/26	0088321	Joey Hager	5363 Officials	210.00	210.00
04/23/26	0088548	Joey Hager	5363 Officials	210.00	210.00
04/09/26	0088365	John R. Quinlan	5363 Officials	630.00	630.00
04/16/26	0088473	John R. Quinlan	5363 Officials	420.00	420.00

## Board Bill List by Payee - Checks Issued in April 2026

Page 7

Check Date	Check Number	Vendor Name	Classification Description	Object Amount	Check Amount
04/02/26	0405308	Johnson Controls Building Solutions	5355 Other Contracted Serv.	4,064.64	4,064.64
04/09/26	0405947	Johnson Controls Building Solutions	5840 Equipment	293,017.00	293,017.00
04/02/26	0088232	Joint Review Commission on Educatio	5220 Membership & Subscript	1,104.47	1,104.47
04/02/26	0088233	Joint Review Committee Cardiovascul	5220 Membership & Subscript	1,500.00	1,500.00
04/02/26	0088234	Joint Review Committee on	5220 Membership & Subscript	7,035.00	7,035.00
04/02/26	0405294	Jonathan C. Mies	5201 Travel Expenses	367.80	367.80
04/09/26	0088387	Jonathon Wild	5363 Officials	245.00	245.00
04/09/26	0088293	Jon Buelow	5363 Officials	245.00	245.00
04/16/26	0088462	Joseph E. Olson	5363 Officials	140.00	140.00
04/23/26	0088574	Joseph E. Olson	5363 Officials	140.00	140.00
04/02/26	0405295	Joshua R. Montavon	5201 Travel Expenses	312.00	312.00
04/02/26	0088235	JPW Industries Inc	5230 Classroom & Lab Supp	115.99	115.99
04/30/26	0088677	JPW Industries Inc	5230 Classroom & Lab Supp	150.15	150.15
04/23/26	0088555	JWR Inc	5355 Other Contracted Serv.	9,954.70	9,954.70
04/30/26	0410601	Kahler Slater	3411 Resd for Encumbrances	3,750.00	3,750.00
04/23/26	0410496	Katelin Batten	5840 Equipment	700.00	700.00
04/16/26	0088461	Keith C. Nelson	5840 Equipment	125.00	125.00
04/16/26	0088440	Kendall Hunt Publishing Company	5241 Office Supplies	606.49	606.49
04/23/26	0088602	Kevin Wall	5363 Officials	145.00	145.00
04/02/26	0405309	Key Code Media	5840 Equipment	36,916.57	36,916.57
04/30/26	0088678	Keystone Automotive Industries	5230 Classroom & Lab Supp	1,376.92	1,376.92
04/23/26	0088556	Kilgore International Inc	5230 Classroom & Lab Supp	2,954.80	3,036.35
04/23/26	0088556	Kilgore International Inc	5243 Other Supplies	81.55	3,036.35
04/16/26	0088442	Knupp & Watson & Wallman Inc	5270 Advertising	165,296.63	165,296.63
04/09/26	0405948	Kristin Anderson Incorporated	5355 Other Contracted Serv.	3,150.00	3,150.00
04/09/26	0088333	Kwik Trip Inc & Subsidiaries	5230 Classroom & Lab Supp	424.05	424.05
04/02/26	0088236	La Finca Cafe Y Artesanias Llc	5501 Student Activities	825.00	825.00
04/16/26	0410331	Lake and Pond Solutions LLC	5355 Other Contracted Serv.	700.00	700.00
04/23/26	0410497	Lake and Pond Solutions LLC	5355 Other Contracted Serv.	535.00	535.00
04/16/26	0410330	Lake Chevrolet Inc	5355 Other Contracted Serv.	4,939.37	4,939.37
04/02/26	0088238	Lake Ford Inc	5355 Other Contracted Serv.	1,500.03	1,500.03
04/23/26	0088557	Lamers Bus Lines Inc	5201 Travel Expenses	474.95	1,100.00
04/23/26	0088557	Lamers Bus Lines Inc	5711 Supplies-Resale	625.05	1,100.00
04/02/26	0088239	Landauer Inc	5243 Other Supplies	253.80	253.80
04/16/26	0088443	Landauer Inc	5243 Other Supplies	249.00	249.00
04/30/26	0088680	Landauer Inc	5230 Classroom & Lab Supp	1,065.85	1,065.85
04/16/26	0088444	Latino Chamber of Commerce of SEW I	5652 Contribution & Awards	1,500.00	1,500.00
04/23/26	0088558	Lemberg Electric Co Inc	5830 Imprvmnts/Remdling	12,031.20	12,031.20
04/23/26	0088559	Lemberg Electric Company Inc	5355 Other Contracted Serv.	374.63	374.63
04/16/26	0088445	Lennox Industries Inc	5201 Travel Expenses	3,575.00	3,575.00
04/30/26	0088681	Level Up Construction	5830 Imprvmnts/Remdling	109,176.85	109,176.85
04/23/26	0410498	Levy Premium Food Service LP	5247 Special Occasions	325.95	325.95
04/02/26	0405310	LHH Recruitment Solutions Inc	5352 Contracted Employment	3,428.98	8,933.04
04/02/26	0405310	LHH Recruitment Solutions Inc	5355 Other Contracted Serv.	5,504.06	8,933.04
04/09/26	0405949	LHH Recruitment Solutions Inc	5352 Contracted Employment	1,370.70	1,370.70
04/16/26	0410332	LHH Recruitment Solutions Inc	5270 Advertising	1,750.11	1,750.11
04/23/26	0410499	LHH Recruitment Solutions Inc	5357 Professional & Consult	3,548.80	3,548.80
04/30/26	0410602	LHH Recruitment Solutions Inc	5357 Professional & Consult	3,548.80	3,548.80
04/30/26	0410583	Liana J. Odrdic	5201 Travel Expenses	800.00	800.00
04/16/26	0410333	LinguaMeeting LLC	5707 New Book-Resale	660.00	660.00
04/30/26	0410603	LinguaMeeting LLC	5707 New Book-Resale	900.00	900.00
04/30/26	0088682	Liquid Environmental Solutions of T	5355 Other Contracted Serv.	585.00	585.00
04/23/26	0088561	Logan Lott	5363 Officials	245.00	245.00
04/23/26	0410468	Lois M. Bielefeld	5840 Equipment	700.00	700.00
04/23/26	0410500	Lurie Glass Companies Inc	5355 Other Contracted Serv.	1,728.00	1,728.00
04/30/26	0410604	Lurie Glass Companies Inc	5355 Other Contracted Serv.	2,709.00	4,904.00
04/30/26	0410604	Lurie Glass Companies Inc	5840 Equipment	2,195.00	4,904.00
04/16/26	0410334	Madison National Life	2224 Life Insurance Pay	42,196.19	96,704.14
04/16/26	0410334	Madison National Life	2227 Payable to OPEB Trust	52,832.26	96,704.14
04/16/26	0410334	Madison National Life	5104 Life Insurance	1,675.69	96,704.14
04/16/26	0088447	Magna Publications Inc	5220 Membership & Subscript	2,298.00	2,298.00
04/23/26	0088562	Mainstage Theatrical Supply Inc	5281 Classroom/Lab Eq. Rep.	387.55	387.55
04/30/26	0410605	Marchese Inc., V	5704 Groceries-Resale	4,273.64	4,273.64
04/23/26	0410501	Mark J Brautigam	5840 Equipment	700.00	700.00
04/16/26	0410296	Marla McKenna	5355 Other Contracted Serv.	178.75	178.75

Check Date	Check Number	Vendor Name	Classification Description	Object Amount	Check Amount
04/16/26	0410298	Mary C. Peters-Wojnowiak	5201 Travel Expenses	1,007.73	1,007.73
04/23/26	0088563	Master Medical Equipment LLC	5248 Classrm/Lab Equip.	20,000.00	20,000.00
04/09/26	0088335	Masters Building Solutions Inc	5355 Other Contracted Serv.	1,300.00	1,300.00
04/09/26	0088336	MATC Foundation	4670 Rental Income	16,250.00	16,250.00
04/16/26	0088449	Matco Tools Industrial Vocational S	5230 Classroom & Lab Supp	10.27	10.27
04/30/26	0088684	Matco Tools Industrial Vocational S	5230 Classroom & Lab Supp	41.87	41.87
04/23/26	0088564	Matheson Tri-Gas	5230 Classroom & Lab Supp	361.94	361.94
04/02/26	0088240	Matheson Tri-Gas, Inc #3028	5230 Classroom & Lab Supp	2,225.90	2,225.90
04/09/26	0088337	Matheson Tri-Gas, Inc #3028	5230 Classroom & Lab Supp	73.50	73.50
04/23/26	0088565	Matheson Tri-Gas, Inc #3028	5230 Classroom & Lab Supp	1,113.70	1,113.70
04/30/26	0088685	Matheson Tri-Gas, Inc #3028	5230 Classroom & Lab Supp	876.17	876.17
04/09/26	0088339	Max Fire Training Inc	5243 Other Supplies	1,508.30	11,566.73
04/09/26	0088339	Max Fire Training Inc	5248 Classrm/Lab Equip.	10,058.43	11,566.73
04/09/26	0088372	Maxwell Steiner	5363 Officials	245.00	245.00
04/16/26	0088481	Maxwell Steiner	5363 Officials	245.00	245.00
04/23/26	0088590	Maxwell Steiner	5363 Officials	245.00	245.00
04/09/26	0405950	McGraw Hill LLC	5706 Inclusive Access	487,092.04	487,092.04
04/16/26	0410335	McGraw Hill LLC	5707 New Book-Resale	300.00	300.00
04/23/26	0410502	McGraw Hill LLC	5707 New Book-Resale	5,367.60	5,367.60
04/02/26	0088241	Medical Shipment LLC	5230 Classroom & Lab Supp	284.08	284.08
04/09/26	0088340	Medical Shipment LLC	5230 Classroom & Lab Supp	1,296.53	1,296.53
04/30/26	0088686	Medical Shipment LLC	5840 Equipment	21,997.00	21,997.00
04/16/26	0088450	Medline Industries	5243 Other Supplies	381.30	381.30
04/30/26	0088687	Medline Industries	5230 Classroom & Lab Supp	346.05	5,666.45
04/30/26	0088687	Medline Industries	5840 Equipment	5,320.40	5,666.45
04/02/26	0088242	Menards Inc	5230 Classroom & Lab Supp	1,374.44	1,374.44
04/02/26	0088243	Menards Inc	5238 Maint. & Cust. Supp	278.38	278.38
04/09/26	0088341	Menards Inc	5230 Classroom & Lab Supp	1,255.09	1,432.03
04/09/26	0088341	Menards Inc	5238 Maint. & Cust. Supp	176.94	1,432.03
04/16/26	0088451	Menards Inc	5238 Maint. & Cust. Supp	735.14	735.14
04/23/26	0088566	Menards Inc	5230 Classroom & Lab Supp	46.14	114.09
04/23/26	0088566	Menards Inc	5238 Maint. & Cust. Supp	67.95	114.09
04/23/26	0088567	Menards Inc	5238 Maint. & Cust. Supp	147.85	147.85
04/30/26	0088688	Menards Inc	5238 Maint. & Cust. Supp	218.49	218.49
04/09/26	0088342	Metro Milwaukee Association of Comm	5220 Membership & Subscript	3,410.00	3,410.00
04/16/26	0088452	Metropolitan Life Insurance Company	2204 Accrued-Fringe Benefit	5,031.00	5,031.00
04/09/26	0088343	Metropolitan Milwaukee	5220 Membership & Subscript	787.00	787.00
04/16/26	0088408	Micah Bertin	5241 Office Supplies	1,890.00	1,890.00
04/16/26	0410336	Michael Best & Friedrich LLP	5361 Legal Services	35,409.30	35,409.30
04/23/26	0410503	Michael Best & Friedrich LLP	5361 Legal Services	4,530.40	4,530.40
04/09/26	0405951	Michael McLoone Photography	5363 Officials	680.00	680.00
04/23/26	0410504	Michael McLoone Photography	5363 Officials	255.00	255.00
04/09/26	0088370	Michael N. Schuett	5363 Officials	490.00	490.00
04/23/26	0088586	Michael N. Schuett	5363 Officials	245.00	245.00
04/09/26	0405925	Michael Pfeil	5363 Officials	245.00	245.00
04/23/26	0410470	Michel Delisle	5355 Other Contracted Serv.	1,899.45	1,899.45
04/30/26	0088689	Midland Paper Company	5244 Production Supplies	2,770.00	2,770.00
04/16/26	0088489	Mike Vang	5201 Travel Expenses	497.01	497.01
04/09/26	0088344	Milwaukee Area College	5220 Membership & Subscript	150.00	150.00
04/16/26	0088454	Milwaukee Water Works	5455 Water	2,342.46	2,342.46
04/02/26	0405311	Minnesota Elevator Inc	5353 Elevator P.M.	12,715.38	13,507.71
04/02/26	0405311	Minnesota Elevator Inc	5355 Other Contracted Serv.	792.33	13,507.71
04/09/26	0405952	Minnesota Elevator Inc	5353 Elevator P.M.	264.11	528.22
04/09/26	0405952	Minnesota Elevator Inc	5355 Other Contracted Serv.	264.11	528.22
04/23/26	0410505	Minnesota Elevator Inc	5353 Elevator P.M.	452.00	452.00
04/02/26	0088244	Mitchell Repair Information Company	5840 Equipment	10,565.00	10,565.00
04/30/26	0088683	M & M Tree Service	5355 Other Contracted Serv.	2,700.00	2,700.00
04/16/26	0088446	Mohammed F. M Darawsha	5355 Other Contracted Serv.	700.00	700.00
04/02/26	0405312	Montegonet Solutions Llc	3411 Resd for Encumbrances	36,051.96	36,051.96
04/23/26	0410506	Mosaic Mirm LLC	5840 Equipment	700.00	700.00
04/09/26	0088345	MPS Foundation	5355 Other Contracted Serv.	6,400.00	6,400.00
04/16/26	0410294	Mr. Andrew D. Lewis	5201 Travel Expenses	390.25	390.25
04/09/26	0088304	Mr. David A. Douglas	5363 Officials	630.00	630.00
04/16/26	0088424	Mr. David A. Douglas	5363 Officials	210.00	210.00
04/23/26	0088533	Mr. David A. Douglas	5363 Officials	210.00	210.00

## Board Bill List by Payee - Checks Issued in April 2026

Check Date	Check Number	Vendor Name	Classification Description	Object Amount	Check Amount
04/09/26	0405927	Mr. Donald R. Wadewitz II	5363 Officials	280.00	280.00
04/16/26	0410302	Mr. Donald R. Wadewitz II	5363 Officials	140.00	140.00
04/23/26	0410479	Mr. Donald R. Wadewitz II	5363 Officials	140.00	140.00
04/02/26	0088259	Mr. Gary L. Shelton	5201 Travel Expenses	85.55	85.55
04/23/26	0410473	Mr. Guntis J. Lauzums	5840 Equipment	700.00	700.00
04/23/26	0410476	Mr. Janson R. Rapisarda	5840 Equipment	700.00	700.00
04/30/26	0088671	Mr. Joe'Mar J. Hooper	5352 Contracted Employment	1,437.50	1,437.50
04/16/26	0088441	Mr. Joseph J. Kuntner	5203 Meals	1,800.00	1,800.00
04/30/26	0088679	Mr. Joseph J. Kuntner	5203 Meals	1,200.00	1,200.00
04/23/26	0410475	Mr. Mark S. Picard	5203 Meals	200.00	200.00
04/02/26	0088226	Mr. Michael R. Hartzheim	5201 Travel Expenses	140.36	140.36
04/30/26	0410580	Mr. Richard J. Coppage	5243 Other Supplies	125.00	125.00
04/02/26	0405293	Mr. Steven D. Midthun	5201 Travel Expenses	84.68	84.68
04/09/26	0088380	Mr. Thomas L. Ueberroth	5363 Officials	210.00	210.00
04/16/26	0410297	Mr. Todd W. Nelson	5201 Travel Expenses	456.60	456.60
04/16/26	0088455	MSA Safety Sales LLC	5243 Other Supplies	352.08	2,717.08
04/16/26	0088455	MSA Safety Sales LLC	5248 Classrm/Lab Equip.	2,365.00	2,717.08
04/23/26	0088568	MSC Industrial Supply Co Inc	5230 Classroom & Lab Supp	157.64	157.64
04/23/26	0410472	Ms. Dara L. Larson	5840 Equipment	700.00	700.00
04/23/26	0410467	Ms. Dawn M. Alvarez	5211 Seminars & Workshops	129.00	129.00
04/02/26	0405290	Ms. Patricia Gomez	5668 Program Production	190.00	190.00
04/23/26	0410471	Ms. Paula M. Destefanis	5840 Equipment	700.00	700.00
04/23/26	0088582	Ms. Rosalie A. Robison	5840 Equipment	700.00	700.00
04/02/26	0405313	Muelier Communications LLC	5357 Professional & Consult	10,245.60	10,245.60
04/16/26	0088456	MWH Law Group LLP	5361 Legal Services	1,396.00	1,396.00
04/30/26	0410606	Nakisha G Adams	5352 Contracted Employment	1,020.00	1,020.00
04/02/26	0088245	Napa Auto Parts	5230 Classroom & Lab Supp	364.50	364.50
04/09/26	0088346	Napa Auto Parts	5230 Classroom & Lab Supp	131.77	131.77
04/09/26	0088347	Napa Auto Parts	5230 Classroom & Lab Supp	220.64	220.64
04/16/26	0088457	Napa Auto Parts	5230 Classroom & Lab Supp	1,848.38	1,848.38
04/16/26	0088458	Napa Auto Parts	5230 Classroom & Lab Supp	22.35	22.35
04/23/26	0088569	Napa Auto Parts	5230 Classroom & Lab Supp	574.17	951.87
04/23/26	0088569	Napa Auto Parts	5243 Other Supplies	377.70	951.87
04/23/26	0088570	Napa Auto Parts	5230 Classroom & Lab Supp	182.04	182.04
04/30/26	0088690	Napa Auto Parts	5230 Classroom & Lab Supp	75.36	75.36
04/09/26	0088348	Nassco Inc	5355 Other Contracted Serv.	5,916.29	5,916.29
04/16/26	0088459	Nassco Inc	5238 Maint. & Cust. Supp	714.65	714.65
04/30/26	0088691	Nassco Inc	5238 Maint. & Cust. Supp	580.75	53,467.76
04/30/26	0088691	Nassco Inc	5840 Equipment	52,887.01	53,467.76
04/09/26	0088349	National Funeral Directors	5220 Membership & Subscript	533.00	533.00
04/30/26	0088692	National Restaurant	5230 Classroom & Lab Supp	127.34	127.34
04/02/26	0088246	National Safety Apparel LLC	5230 Classroom & Lab Supp	646.09	646.09
04/09/26	0088350	National Safety Apparel LLC	5230 Classroom & Lab Supp	646.09	646.09
04/23/26	0088571	NCS Pearson Inc	5230 Classroom & Lab Supp	169.40	169.40
04/02/26	0088247	Neher Electric Supply Inc	5238 Maint. & Cust. Supp	445.85	445.85
04/16/26	0088460	Neher Electric Supply Inc	5238 Maint. & Cust. Supp	2,308.20	2,308.20
04/30/26	0088693	Neher Electric Supply Inc	5238 Maint. & Cust. Supp	1,248.70	1,248.70
04/23/26	0088572	Nesnah Group LLC	5230 Classroom & Lab Supp	695.36	695.36
04/09/26	0088351	Network Integration Company Partner	5246 Software	14,995.00	14,995.00
04/02/26	0088248	Neu's Building Center Inc	5238 Maint. & Cust. Supp	628.27	628.27
04/23/26	0088573	Northcott Neighborhood House	5668 Program Production	1,800.00	1,800.00
04/02/26	0088249	Nowak Dental Supplies, Inc.	5243 Other Supplies	386.10	386.10
04/30/26	0088694	Nowak Dental Supplies, Inc.	5230 Classroom & Lab Supp	120.00	120.00
04/02/26	0405314	N Schmidt - Reward Strategies, LLC	5357 Professional & Consult	2,082.50	2,082.50
04/02/26	0405315	Occupational Health Centers	5355 Other Contracted Serv.	48.00	48.00
04/23/26	0410507	Occupational Health Centers	5355 Other Contracted Serv.	260.00	260.00
04/09/26	0088353	OEC Medical Systems Inc	5248 Classrm/Lab Equip.	3,519.00	3,519.00
04/09/26	0088354	Olive Promotions	5243 Other Supplies	513.02	513.02
04/02/26	0088251	One Source Staffing Inc	5351 Cleaning Services	33,246.93	33,246.93
04/09/26	0088355	One Source Staffing Inc	5351 Cleaning Services	27,106.67	27,106.67
04/16/26	0088463	One Source Staffing Inc	5351 Cleaning Services	20,510.77	42,093.61
04/16/26	0088463	One Source Staffing Inc	5352 Contracted Employment	21,582.84	42,093.61
04/30/26	0088695	One Source Staffing Inc	5351 Cleaning Services	1,201.45	6,082.46
04/30/26	0088695	One Source Staffing Inc	5352 Contracted Employment	4,881.01	6,082.46
04/16/26	0088464	Orkin Commercial Services	5355 Other Contracted Serv.	166.69	166.69

Board Bill List by Payee - Checks Issued in April 2026

Check Date	Check Number	Vendor Name	Classification Description	Object Amount	Check Amount
04/30/26	0088696	Orkin Commercial Services	5355 Other Contracted Serv.	166.69	166.69
04/02/26	0088252	Orlandini Flooring Inc	5840 Equipment	2,680.00	2,680.00
04/09/26	0088356	Orlandini Flooring Inc	5830 Imprvmnts/Remdling	2,235.00	2,235.00
04/09/26	0088357	Oxygen Service Company Inc	5230 Classroom & Lab Supp	129.95	129.95
04/02/26	0405316	Packerland Rent-A-Mat Inc	5355 Other Contracted Serv.	4,288.73	4,288.73
04/02/26	0405317	Papas Bakery Inc	5704 Groceries-Resale	2,543.61	2,543.61
04/16/26	0088465	Pearls for Teen Girls Inc	5652 Contribution & Awards	3,000.00	3,000.00
04/02/26	0088253	Pearson Higher Education	5707 New Book-Resale	2,189.89	2,189.89
04/23/26	0410508	Penguin Random House LLC	5707 New Book-Resale	437.40	437.40
04/30/26	0088697	Pepsi Beverages Company	5704 Groceries-Resale	16,594.49	16,594.49
04/02/26	0405318	Personnel Specialists LLC	5352 Contracted Employment	1,656.50	1,656.50
04/16/26	0410337	Personnel Specialists LLC	5352 Contracted Employment	4,083.00	4,083.00
04/23/26	0410509	Personnel Specialists LLC	5352 Contracted Employment	949.20	949.20
04/30/26	0410607	Personnel Specialists LLC	5352 Contracted Employment	3,446.80	3,446.80
04/02/26	0405292	Phillip J. King	5201 Travel Expenses	871.38	871.38
04/30/26	0088698	Pitney Bowes Global Financial Services	5840 Equipment	29,565.10	29,565.10
04/09/26	0405953	Pitney Bowes/Presort Service	5259 Postage	1,859.20	1,859.20
04/16/26	0410338	Pitney Bowes/Presort Service	5259 Postage	341.32	341.32
04/30/26	0410608	Pitney Bowes/Presort Service	5259 Postage	1,961.95	1,961.95
04/16/26	0088466	Plunkett Raysich Architects LLP	3411 Resd for Encumbrances	146.68	146.68
04/23/26	0088575	Plunkett Raysich Architects LLP	3411 Resd for Encumbrances	1,319.82	1,600.00
04/23/26	0088575	Plunkett Raysich Architects LLP	5830 Imprvmnts/Remdling	280.18	1,600.00
04/16/26	0088467	Port A John	5355 Other Contracted Serv.	110.00	110.00
04/23/26	0088577	Port-A-John	5355 Other Contracted Serv.	220.00	220.00
04/30/26	0088699	Postmaster	5259 Postage	1,792.51	1,792.51
04/16/26	0088469	Pritzlaff Wholesale	5704 Groceries-Resale	117.50	117.50
04/23/26	0088578	Pritzlaff Wholesale	5704 Groceries-Resale	685.33	685.33
04/02/26	0088254	Proforma Albrecht Inc	5243 Other Supplies	1,698.44	1,698.44
04/09/26	0088358	Proforma Albrecht Inc	5243 Other Supplies	4,704.95	4,704.95
04/02/26	0405319	Programming Service	5355 Other Contracted Serv.	5,550.00	5,550.00
04/16/26	0410339	Protocall Services Inc	5355 Other Contracted Serv.	1,837.26	1,837.26
04/30/26	0088701	PTG Live Events LLC	5243 Other Supplies	8,087.80	8,087.80
04/09/26	0088359	Public Broadcasting Service	5665 Network Prog Service	135,481.80	999,999.00
04/09/26	0088359	Public Broadcasting Service	5840 Equipment	864,517.20	999,999.00
04/09/26	0088360	Public Broadcasting Service	5840 Equipment	354,819.00	354,819.00
04/09/26	0088361	Public Broadcasting Service	5665 Network Prog Service	72,951.80	729,518.00
04/09/26	0088361	Public Broadcasting Service	5840 Equipment	656,566.20	729,518.00
04/16/26	0088471	Public Television Major	5660 Affiliation/Mbsps	6,556.00	6,556.00
04/30/26	0088702	Push Pin Travel Maps	5243 Other Supplies	1,295.96	1,295.96
04/09/26	0088362	QTI Consulting Inc	5357 Professional & Consult	3,745.00	3,745.00
04/09/26	0088363	Quadient Inc Dept 3689	5259 Postage	4,000.00	4,000.00
04/02/26	0088255	Quality Matters Inc	5220 Membership & Subscript	247.66	247.66
04/02/26	0088256	Quick Fuel	5230 Classroom & Lab Supp	1,194.68	1,194.68
04/09/26	0088364	Quick Fuel	5230 Classroom & Lab Supp	1,809.41	1,809.41
04/16/26	0088472	Quick Fuel	5230 Classroom & Lab Supp	1,772.83	1,772.83
04/23/26	0088579	Quick Fuel	5230 Classroom & Lab Supp	3,108.33	3,108.33
04/30/26	0088703	Quick Fuel	5230 Classroom & Lab Supp	2,276.38	2,276.38
04/16/26	0410340	Quorum Architects Inc	3411 Resd for Encumbrances	1,515.50	15,515.50
04/16/26	0410340	Quorum Architects Inc	5830 Imprvmnts/Remdling	14,000.00	15,515.50
04/23/26	0410510	Quorum Architects Inc	5830 Imprvmnts/Remdling	25,162.00	25,162.00
04/30/26	0410609	Quorum Architects Inc	5830 Imprvmnts/Remdling	8,420.00	8,420.00
04/02/26	0088257	Rams Contracting Ltd	5830 Imprvmnts/Remdling	2,025.00	2,025.00
04/09/26	0088366	Rams Contracting Ltd	5830 Imprvmnts/Remdling	1,569.45	1,569.45
04/16/26	0088416	Randall T. Casey	5203 Meals	400.00	400.00
04/30/26	0088638	Randall T. Casey	5203 Meals	400.00	400.00
04/23/26	0410511	Recycled Office Environments Inc	5830 Imprvmnts/Remdling	13,646.25	13,646.25
04/30/26	0410610	Recycled Office Environments Inc	5355 Other Contracted Serv.	4,400.00	4,400.00
04/23/26	0088530	Reginald Davis	5363 Officials	245.00	245.00
04/30/26	0088704	Reliant Fire Apparatus Inc	5243 Other Supplies	115.77	115.77
04/16/26	0088490	ReliaStar Life Insurance Co	2204 Accrued-Fringe Benefit	9,321.96	9,321.96
04/16/26	0410300	Renee Rettler	5201 Travel Expenses	40.16	40.16
04/30/26	0410584	Renee Rettler	5201 Travel Expenses	16.53	16.53
04/09/26	0405954	Rev.com Inc	5674 Technical Operations	1,288.22	1,288.22
04/23/26	0088580	Riedel Sports Inc	5270 Advertising	988.80	988.80
04/30/26	0088705	Riedel Sports Inc	5270 Advertising	2,102.75	2,102.75

## Board Bill List by Payee - Checks Issued in April 2026

Page 11

Check Date	Check Number	Vendor Name	Classification Description	Object Amount	Check Amount
04/30/26	0410611	Rinderle Door Co	5830 Imprmnts/Remdling	4,290.26	4,290.26
04/09/26	0405955	Ring & Duchateau LLP	5830 Imprmnts/Remdling	2,000.00	2,000.00
04/30/26	0410612	Ring & Duchateau LLP	5830 Imprmnts/Remdling	42,600.00	42,600.00
04/23/26	0088531	Robert DeLeonardis	5363 Officials	245.00	245.00
04/16/26	0088474	Rote Oil Ltd	5242 Operating Supplies	1,688.45	1,688.45
04/23/26	0088583	Rote Oil Ltd	5238 Maint. & Cust. Supp	3,378.54	4,952.87
04/23/26	0088583	Rote Oil Ltd	5242 Operating Supplies	1,574.33	4,952.87
04/09/26	0088367	Royle Printing Co	5260 Printing & Duplicating	12,187.44	12,187.44
04/16/26	0410341	Rundle Spence Mfg Co	5238 Maint. & Cust. Supp	202.70	202.70
04/09/26	0088368	Russell Metals	5230 Classroom & Lab Supp	3,058.00	3,646.00
04/09/26	0088368	Russell Metals	5235 Instructional Material	588.00	3,646.00
04/23/26	0088584	Russell Metals	5230 Classroom & Lab Supp	166.00	166.00
04/30/26	0088706	Russell Metals	5230 Classroom & Lab Supp	2,974.00	2,974.00
04/30/26	0088622	Ruth R. Arcos-Piedra	5201 Travel Expenses	341.85	341.85
04/30/26	0410581	Sadique Isahaku	5201 Travel Expenses	2,190.36	2,190.36
04/02/26	0405320	Safeway Pest Management Co Inc	5355 Other Contracted Serv.	170.00	170.00
04/09/26	0405956	Safeway Pest Management Co Inc	5355 Other Contracted Serv.	340.00	340.00
04/16/26	0410342	Safeway Pest Management Co Inc	5355 Other Contracted Serv.	285.00	285.00
04/23/26	0088585	Salesforce Inc	5220 Membership & Subscript	6,828.84	6,828.84
04/02/26	0405287	Samantha G. De Forest-Davis	5201 Travel Expenses	55.83	55.83
04/02/26	0405321	San-A-Care Inc	5238 Maint. & Cust. Supp	1,194.23	1,194.23
04/09/26	0405957	San-A-Care Inc	5238 Maint. & Cust. Supp	3,013.16	3,013.16
04/16/26	0410343	San-A-Care Inc	5238 Maint. & Cust. Supp	1,274.19	1,274.19
04/23/26	0410512	San-A-Care Inc	5238 Maint. & Cust. Supp	1,790.12	1,790.12
04/30/26	0410613	San-A-Care Inc	5238 Maint. & Cust. Supp	2,500.96	2,500.96
04/09/26	0088369	School Specialty, LLC	5230 Classroom & Lab Supp	79.70	79.70
04/16/26	0088475	Scott D. Kawczynski LLC	5355 Other Contracted Serv.	361.44	361.44
04/02/26	0088189	Secure Information Destruction LLC	5355 Other Contracted Serv.	126.00	126.00
04/16/26	0088394	Secure Information Destruction LLC	5359 Waste Disposal	1,039.50	1,039.50
04/23/26	0088502	Secure Information Destruction LLC	5355 Other Contracted Serv.	126.00	1,207.50
04/23/26	0088502	Secure Information Destruction LLC	5359 Waste Disposal	1,081.50	1,207.50
04/30/26	0088618	Secure Information Destruction LLC	5355 Other Contracted Serv.	126.00	1,165.50
04/30/26	0088618	Secure Information Destruction LLC	5359 Waste Disposal	1,039.50	1,165.50
04/02/26	0405322	Seek Incorporated	5351 Cleaning Services	3,532.32	4,839.52
04/02/26	0405322	Seek Incorporated	5352 Contracted Employment	1,307.20	4,839.52
04/16/26	0410344	Seek Incorporated	5351 Cleaning Services	4,049.73	4,049.73
04/30/26	0410614	Seek Incorporated	5351 Cleaning Services	2,199.90	3,507.10
04/30/26	0410614	Seek Incorporated	5352 Contracted Employment	1,307.20	3,507.10
04/02/26	0088258	Seek Professionals Llc	5352 Contracted Employment	1,497.30	1,497.30
04/16/26	0088476	Seek Professionals Llc	5352 Contracted Employment	1,352.40	1,352.40
04/23/26	0088587	Seek Professionals Llc	5352 Contracted Employment	2,692.80	2,692.80
04/02/26	0405323	Selzer-Ornst Company	3411 Resd for Encumbrances	7,672.88	9,217.88
04/02/26	0405323	Selzer-Ornst Company	5830 Imprmnts/Remdling	1,545.00	9,217.88
04/30/26	0410615	Selzer-Ornst Company	5830 Imprmnts/Remdling	228,439.30	228,439.30
04/09/26	0405958	Service Painting Corporation	5830 Imprmnts/Remdling	4,800.00	4,800.00
04/16/26	0088477	Shannon Slates	5363 Officials	200.00	200.00
04/23/26	0088588	Shelly Rosenquist	5840 Equipment	700.00	700.00
04/30/26	0088707	Skillful Communications Inc	5840 Equipment	13,275.00	13,275.00
04/16/26	0088453	SLE Technologies Inc	5840 Equipment	2,017.20	2,017.20
04/16/26	0088470	Smart Interpreting Services	5355 Other Contracted Serv.	2,727.22	2,727.22
04/30/26	0088700	Smart Interpreting Services	5355 Other Contracted Serv.	575.61	575.61
04/16/26	0088478	Snap-On Industrial	5243 Other Supplies	395.73	395.73
04/23/26	0088589	Spanish Journal Inc	5830 Imprmnts/Remdling	250.00	250.00
04/30/26	0088708	Spanish Journal Inc	5830 Imprmnts/Remdling	200.00	200.00
04/02/26	0405324	Staff Electric Co Inc	5243 Other Supplies	12,974.31	27,030.30
04/02/26	0405324	Staff Electric Co Inc	5830 Imprmnts/Remdling	14,055.99	27,030.30
04/16/26	0088480	Stanton Chase International Inc	5357 Professional & Consult	15,833.00	15,833.00
04/09/26	0088371	Staples Business Advantage	5230 Classroom & Lab Supp	976.58	8,661.86
04/09/26	0088371	Staples Business Advantage	5241 Office Supplies	4,713.35	8,661.86
04/09/26	0088371	Staples Business Advantage	5242 Operating Supplies	51.23	8,661.86
04/09/26	0088371	Staples Business Advantage	5243 Other Supplies	2,614.29	8,661.86
04/09/26	0088371	Staples Business Advantage	5501 Student Activities	306.41	8,661.86
04/23/26	0088560	Steven Liddell	5363 Officials	145.00	145.00
04/16/26	0088479	St Joan Antida High School	5652 Contribution & Awards	1,700.00	1,700.00
04/02/26	0088260	Stone Creek Coffee Roasters	5704 Groceries-Resale	611.00	1,947.00

## Board Bill List by Payee - Checks Issued in April 2026

Page 12

Check Date	Check Number	Vendor Name	Classification Description	Object Amount	Check Amount
04/02/26	0088260	Stone Creek Coffee Roasters	5714 Classroom & Lab Supplies	1,336.00	1,947.00
04/23/26	0088591	Stone Creek Coffee Roasters	5704 Groceries-Resale	1,516.00	1,516.00
04/23/26	0088592	Straight Track Services LLC	5355 Other Contracted Serv.	840.00	840.00
04/16/26	0088482	Streicher's	5243 Other Supplies	1,499.75	1,499.75
04/23/26	0088593	Streicher's	5840 Equipment	277.25	277.25
04/16/26	0088483	Sugar Leaf Coffee Roasterie LLC	5704 Groceries-Resale	120.69	120.69
04/23/26	0410514	Superior Vision Insurance Plan of W	5680 Health Exp - Claims	42,156.05	42,156.05
04/02/26	0088261	Sweetbush	5355 Other Contracted Serv.	87.00	87.00
04/02/26	0088262	Sweetwater Sound Holdings LLC	5840 Equipment	17,492.00	17,492.00
04/02/26	0405325	T&b Electric Inc	5243 Other Supplies	1,610.00	49,608.00
04/02/26	0405325	T&b Electric Inc	5830 Imprvmnts/Remdling	47,998.00	49,608.00
04/09/26	0405959	T&b Electric Inc	5830 Imprvmnts/Remdling	1,300.00	1,300.00
04/23/26	0088594	Team Extreme LLC	5363 Officials	594.00	594.00
04/09/26	0088373	T E Interiors Inc	5840 Equipment	2,790.00	2,790.00
04/16/26	0088484	T E Interiors Inc	5840 Equipment	700.00	700.00
04/02/26	0088263	Tekton Inc	5230 Classroom & Lab Supp	41.65	41.65
04/16/26	0088439	Teri L. Junge	5201 Travel Expenses	16.68	16.68
04/30/26	0088709	Terra LLC	5355 Other Contracted Serv.	538.16	538.16
04/23/26	0088595	Testrite Instruments Company	5244 Production Supplies	534.89	534.89
04/09/26	0405931	The Boelter Companies Inc	5714 Classroom & Lab Supplies	257.43	257.43
04/23/26	0088597	The Mascot Organization	5243 Other Supplies	648.00	648.00
04/09/26	0088316	Theodore Gerstein	5363 Officials	245.00	245.00
04/23/26	0088545	Theodore Gerstein	5363 Officials	145.00	145.00
04/09/26	0088379	The Trade Milwaukee	5243 Other Supplies	2,101.25	2,101.25
04/02/26	0405291	Tiffany M. Kelly	5201 Travel Expenses	118.17	118.17
04/09/26	0088338	Timothy G. Mathweg	5363 Officials	420.00	420.00
04/09/26	0088374	Toddliiz Inc	5247 Special Occasions	168.51	168.51
04/09/26	0088375	Tosamillers Inc	5243 Other Supplies	153.29	153.29
04/09/26	0088376	Total Water Treatment Systems, Inc.	5281 Classroom/Lab Eq. Rep.	292.50	292.50
04/16/26	0088485	Tri-Anim Health Services Inc	5230 Classroom & Lab Supp	71.70	71.70
04/09/26	0088377	TriMark Marlinn LLC	5714 Classroom & Lab Supplies	496.12	496.12
04/16/26	0088486	TriMark Marlinn LLC	5714 Classroom & Lab Supplies	450.94	450.94
04/30/26	0088710	TriMark Marlinn LLC	5714 Classroom & Lab Supplies	1,742.60	1,742.60
04/02/26	0088264	Truck Fleet Services LLC	5281 Classroom/Lab Eq. Rep.	4,357.91	4,357.91
04/09/26	0088378	Truck Fleet Services LLC	5281 Classroom/Lab Eq. Rep.	112.70	112.70
04/16/26	0088487	Truck Fleet Services LLC	5281 Classroom/Lab Eq. Rep.	5,191.03	6,420.50
04/16/26	0088487	Truck Fleet Services LLC	5355 Other Contracted Serv.	1,229.47	6,420.50
04/23/26	0088596	Truck Fleet Services LLC	5281 Classroom/Lab Eq. Rep.	4,760.85	4,912.59
04/23/26	0088596	Truck Fleet Services LLC	5355 Other Contracted Serv.	151.74	4,912.59
04/30/26	0088711	Truck Fleet Services LLC	5281 Classroom/Lab Eq. Rep.	2,096.34	3,399.93
04/30/26	0088711	Truck Fleet Services LLC	5355 Other Contracted Serv.	1,303.59	3,399.93
04/09/26	0088381	Uline, Inc	5243 Other Supplies	1,512.30	1,512.30
04/23/26	0088598	Uline, Inc	5243 Other Supplies	1,002.80	1,002.80
04/30/26	0088712	Uline, Inc	5243 Other Supplies	383.39	383.39
04/16/26	0088488	UNITED COMMUNITY CENTER-UCC	5652 Contribution & Awards	5,500.00	5,500.00
04/23/26	0088599	United Rentals (NORTH AMERICA)	5281 Classroom/Lab Eq. Rep.	339.58	339.58
04/30/26	0088713	United States Postal Service	5259 Postage	302.68	302.68
04/30/26	0088714	United Way of Greater Milwaukee	5243 Other Supplies	1,400.00	1,400.00
04/30/26	0088715	Universal Companies	5230 Classroom & Lab Supp	3,692.36	3,692.36
04/30/26	0088716	University of Chicago	5243 Other Supplies	2,436.01	2,436.01
04/30/26	0088717	University of Chicago	5233 Books	49.50	49.50
04/02/26	0088265	UPS	5259 Postage	30.60	137.21
04/02/26	0088265	UPS	5260 Printing & Duplicating	106.61	137.21
04/09/26	0088382	UPS	5259 Postage	30.60	30.60
04/23/26	0088600	UPS	5259 Postage	5.00	5.00
04/02/26	0405326	US Foods, Inc	5704 Groceries-Resale	17,732.44	20,273.91
04/02/26	0405326	US Foods, Inc	5714 Classroom & Lab Supplies	2,541.47	20,273.91
04/09/26	0405960	US Foods, Inc	5704 Groceries-Resale	3,884.10	3,884.10
04/16/26	0410346	US Foods, Inc	5704 Groceries-Resale	2,516.47	2,516.47
04/30/26	0410616	US Foods, Inc	5704 Groceries-Resale	36,765.00	42,327.44
04/30/26	0410616	US Foods, Inc	5714 Classroom & Lab Supplies	5,562.44	42,327.44
04/02/26	0405327	Vanguard Computers Inc	5840 Equipment	16,236.40	16,236.40
04/09/26	0405961	Vanguard Computers Inc	5840 Equipment	26,678.34	26,678.34
04/16/26	0410347	Vanguard Computers Inc	5840 Equipment	2,030.00	2,030.00
04/23/26	0410515	Vanguard Computers Inc	5840 Equipment	259.02	259.02

## Board Bill List by Payee - Checks Issued in April 2026

Page 13

Check Date	Check Number	Vendor Name	Classification Description	Object Amount	Check Amount
04/30/26	0410617	Vanguard Computers Inc	5840 Equipment	1,613.00	1,613.00
04/02/26	0088266	Veritiv Operating Company	5238 Maint. & Cust. Supp	2,027.16	2,027.16
04/09/26	0088383	Veritiv Operating Company	5238 Maint. & Cust. Supp	1,554.53	1,554.53
04/23/26	0088601	Veritiv Operating Company	5238 Maint. & Cust. Supp	427.20	427.20
04/30/26	0088718	Veritiv Operating Company	5238 Maint. & Cust. Supp	12,986.01	12,986.01
04/02/26	0088267	Verizon Wireless	5243 Other Supplies	160.08	160.08
04/09/26	0088384	Versiti Wisconsin, Inc.	5230 Classroom & Lab Supp	384.00	384.00
04/02/26	0088268	VitalSource Technologies LLC	5706 Inclusive Access	3,120.88	3,120.88
04/09/26	0088385	Vocational Professionals Inc	5355 Other Contracted Serv.	1,890.50	1,890.50
04/02/26	0405328	VWR International Llc	5230 Classroom & Lab Supp	838.27	838.27
04/09/26	0405962	VWR International Llc	5230 Classroom & Lab Supp	410.52	410.52
04/16/26	0410348	VWR International Llc	5230 Classroom & Lab Supp	153.90	153.90
04/23/26	0410516	VWR International Llc	5230 Classroom & Lab Supp	169.91	169.91
04/23/26	0088603	Wallcur Inc	5230 Classroom & Lab Supp	6,143.14	6,143.14
04/16/26	0088492	Walsworth Publishing Company Inc	5260 Printing & Duplicating	25,297.38	25,297.38
04/30/26	0088720	Waukesha Oil & Automotive Equipment	5355 Other Contracted Serv.	940.00	940.00
04/23/26	0088604	Welders Supply Company	5230 Classroom & Lab Supp	1,142.90	1,142.90
04/23/26	0088605	Western Interstate Commission for H	5220 Membership & Subscript	3,600.00	3,600.00
04/23/26	0410517	West Quarter West LLC	5418 Room Rental	30,615.06	30,615.06
04/09/26	0405963	Wil-Surge Electric	5830 Imprvmnts/Remdling	204,440.00	204,440.00
04/23/26	0088606	Winter Services LLC	5358 Snow Removal	20,760.97	20,760.97
04/30/26	0088723	WisNet	5282 Off. General Eq. Rep.	250.00	250.00
04/02/26	0088269	Wisconsin Broadcasters Assoc	5220 Membership & Subscript	2,260.00	2,260.00
04/16/26	0088493	Wisconsin Educational Communications Board	5355 Other Contracted Serv.	68,394.86	68,394.86
04/30/26	0088721	Wisconsin Electric Power Co	5450 Gas	3,617.50	12,324.59
04/30/26	0088721	Wisconsin Electric Power Co	5452 Electricity	8,707.09	12,324.59
04/23/26	0088607	Wisconsin Firewood Co	5242 Operating Supplies	1,050.00	1,050.00
04/30/26	0088724	Wisconsin Firewood Co	5242 Operating Supplies	3,525.00	3,525.00
04/16/26	0088494	Wisconsin Industrial	5281 Classroom/Lab Eq. Rep.	1,462.00	1,462.00
04/30/26	0088722	Wisconsin Library Services Inc	5840 Equipment	58,486.00	58,486.00
04/16/26	0088495	Wisconsin Newspaper Association	5355 Other Contracted Serv.	100.00	100.00
04/16/26	0088496	Wisconsin Public Television	5243 Other Supplies	380.00	380.00
04/30/26	0088725	Wisconsin Public Television	5243 Other Supplies	40.00	40.00
04/23/26	0410518	Wisconsin Vision Inc	5238 Maint. & Cust. Supp	110.00	110.00
04/30/26	0088726	Wolter, Inc	5355 Other Contracted Serv.	2,019.53	2,019.53
04/16/26	0088497	WUWM Milwaukee Public Radio	5270 Advertising	4,380.75	4,380.75
04/02/26	0405304	W. W. Grainger, Inc	5230 Classroom & Lab Supp	4,501.87	6,097.43
04/02/26	0405304	W. W. Grainger, Inc	5238 Maint. & Cust. Supp	865.96	6,097.43
04/02/26	0405304	W. W. Grainger, Inc	5714 Classroom & Lab Supplies	729.60	6,097.43
04/09/26	0405939	W. W. Grainger, Inc	5230 Classroom & Lab Supp	351.74	602.81
04/09/26	0405939	W. W. Grainger, Inc	5238 Maint. & Cust. Supp	251.07	602.81
04/16/26	0410324	W. W. Grainger, Inc	5230 Classroom & Lab Supp	268.05	266.51
04/16/26	0410324	W. W. Grainger, Inc	5238 Maint. & Cust. Supp	120.34	266.51
04/16/26	0410324	W. W. Grainger, Inc	5714 Classroom & Lab Supplies	(121.88)	266.51
04/23/26	0410489	W. W. Grainger, Inc	5230 Classroom & Lab Supp	262.55	821.09
04/23/26	0410489	W. W. Grainger, Inc	5238 Maint. & Cust. Supp	558.54	821.09
04/30/26	0410595	W. W. Grainger, Inc	5230 Classroom & Lab Supp	1,201.78	1,412.66
04/30/26	0410595	W. W. Grainger, Inc	5238 Maint. & Cust. Supp	210.88	1,412.66
04/02/26	0405329	Xerox Corporation	5282 Off. General Eq. Rep.	2,214.27	2,214.27
04/23/26	0088608	XMPie Inc	5355 Other Contracted Serv.	9,110.00	9,110.00
04/16/26	0410303	Yan Wang	5201 Travel Expenses	1,529.34	1,529.34
04/30/26	0410618	YO Engineering LLC	5352 Contracted Employment	2,999.00	2,999.00
04/09/26	0088314	Zachary Frattaroli	5363 Officials	245.00	245.00
04/16/26	0410349	Ziggy Mealz	5501 Student Activities	2,160.00	2,160.00
04/02/26	0088270	Zorn Compressor & Equipment	5355 Other Contracted Serv.	1,013.50	1,013.50
				<b>10,165,356.76</b>	

Board Bill List Over \$2,500 by Check Amt - Checks Issued in April 2026

Check Date	Check Number	Vendor Name	Classification Description	Object Amount	Check Amount
04/09/26	0088359	Public Broadcasting Service	5665 Network Prog Service	135,481.80	999,999.00
04/09/26	0088359	Public Broadcasting Service	5840 Equipment	864,517.20	999,999.00
04/09/26	0088361	Public Broadcasting Service	5665 Network Prog Service	72,951.80	729,518.00
04/09/26	0088361	Public Broadcasting Service	5840 Equipment	656,566.20	729,518.00
04/09/26	0405943	Hurt Electric Inc	5830 Imprvmnts/Remdling	407,403.84	552,403.84
04/09/26	0405943	Hurt Electric Inc	5840 Equipment	145,000.00	552,403.84
04/09/26	0405950	McGraw Hill LLC	5706 Inclusive Access	487,092.04	487,092.04
04/30/26	0410599	Hurt Electric Inc	3411 Resd for Encumbrances	3,062.86	430,082.80
04/30/26	0410599	Hurt Electric Inc	5830 Imprvmnts/Remdling	427,019.94	430,082.80
04/02/26	0088225	Great Lakes Turbines Inc	5840 Equipment	392,000.00	392,000.00
04/09/26	0088360	Public Broadcasting Service	5840 Equipment	354,819.00	354,819.00
04/09/26	0405947	Johnson Controls Building Solutions	5840 Equipment	293,017.00	293,017.00
04/30/26	0088647	Custom Truck One Source Lp	5840 Equipment	258,320.32	258,320.32
04/16/26	0088428	GE Medical Systems, Ultrasound & Pr	5840 Equipment	246,450.00	246,450.00
04/30/26	0088632	Bear Construction Company	3411 Resd for Encumbrances	220,390.20	236,922.67
04/30/26	0088632	Bear Construction Company	5830 Imprvmnts/Remdling	16,532.47	236,922.67
04/30/26	0410615	Selzer-Ornst Company	5830 Imprvmnts/Remdling	228,439.30	228,439.30
04/23/26	0410483	CDW Government Inc	5454 Telephone	4,917.60	207,185.63
04/23/26	0410483	CDW Government Inc	5840 Equipment	202,268.03	207,185.63
04/09/26	0405963	Wil-Surge Electric	5830 Imprvmnts/Remdling	204,440.00	204,440.00
04/16/26	0088442	Knupp & Watson & Wallman Inc	5270 Advertising	165,296.63	165,296.63
04/16/26	0410313	CDW Government Inc	5282 Off. General Eq. Rep.	3,273.38	162,250.78
04/16/26	0410313	CDW Government Inc	5840 Equipment	158,977.40	162,250.78
04/09/26	0405933	CDW Government Inc	5282 Off. General Eq. Rep.	1,079.67	160,343.67
04/09/26	0405933	CDW Government Inc	5840 Equipment	159,264.00	160,343.67
04/16/26	0088448	Eva M. Martinez Powless	5366 Legal Settlements	156,000.00	156,000.00
04/16/26	0410318	Creative Constructors LLC	5830 Imprvmnts/Remdling	142,706.97	142,706.97
04/23/26	0088543	GE Precision Healthcare LLC	5840 Equipment	109,900.00	109,900.00
04/30/26	0088681	Level Up Construction	5830 Imprvmnts/Remdling	109,176.85	109,176.85
04/23/26	0410480	AV Design Group Inc	3411 Resd for Encumbrances	98,025.00	100,910.00
04/23/26	0410480	AV Design Group Inc	5840 Equipment	2,885.00	100,910.00
04/16/26	0410334	Madison National Life	2224 Life Insurance Pay	42,196.19	96,704.14
04/16/26	0410334	Madison National Life	2227 Payable to OPEB Trust	52,832.26	96,704.14
04/16/26	0410334	Madison National Life	5104 Life Insurance	1,675.69	96,704.14
04/09/26	0088324	Hawks Quindel SC	5366 Legal Settlements	84,000.00	84,000.00
04/23/26	0410481	Building Service Inc	5840 Equipment	77,539.28	77,539.28
04/16/26	0088493	Wisconsin Educational Communications Board	5355 Other Contracted Serv.	68,394.86	68,394.86
04/16/26	0410320	Engberg Anderson Inc	3411 Resd for Encumbrances	62,861.50	62,861.50
04/30/26	0088722	Wisconsin Library Services Inc	5840 Equipment	58,486.00	58,486.00
04/30/26	0088691	Nassco Inc	5238 Maint. & Cust. Supp	580.75	53,467.76
04/30/26	0088691	Nassco Inc	5840 Equipment	52,887.01	53,467.76
04/02/26	0405325	T&b Electric Inc	5243 Other Supplies	1,610.00	49,608.00
04/02/26	0405325	T&b Electric Inc	5830 Imprvmnts/Remdling	47,998.00	49,608.00
04/30/26	0088653	Elementar Americas Inc	5840 Equipment	43,874.84	43,874.84
04/23/26	0410491	Grunau Co Inc	5355 Other Contracted Serv.	19,362.00	43,462.86
04/23/26	0410491	Grunau Co Inc	5830 Imprvmnts/Remdling	24,100.86	43,462.86
04/02/26	0088205	Butters Fetting Co Inc	5355 Other Contracted Serv.	2,156.37	43,191.87
04/02/26	0088205	Butters Fetting Co Inc	5830 Imprvmnts/Remdling	41,035.50	43,191.87
04/30/26	0410612	Ring & Duchateau LLP	5830 Imprvmnts/Remdling	42,600.00	42,600.00
04/30/26	0410616	US Foods, Inc	5704 Groceries-Resale	36,765.00	42,327.44
04/30/26	0410616	US Foods, Inc	5714 Classroom & Lab Supplies	5,562.44	42,327.44
04/23/26	0410514	Superior Vision Insurance Plan of W	5680 Health Exp - Claims	42,156.05	42,156.05
04/16/26	0088463	One Source Staffing Inc	5351 Cleaning Services	20,510.77	42,093.61
04/16/26	0088463	One Source Staffing Inc	5352 Contracted Employment	21,582.84	42,093.61
04/23/26	0410485	Creative Business Interiors Inc	5840 Equipment	41,702.44	41,702.44
04/02/26	0405309	Key Code Media	5840 Equipment	36,916.57	36,916.57
04/02/26	0405312	Montegonet Solutions Llc	3411 Resd for Encumbrances	36,051.96	36,051.96
04/16/26	0410336	Michael Best & Friedrich LLP	5361 Legal Services	35,409.30	35,409.30
04/09/26	0088301	Deere & Company	5840 Equipment	34,619.96	34,619.96
04/09/26	0088319	Gordon Flesch Co Inc	5355 Other Contracted Serv.	34,361.23	34,361.23
04/02/26	0088251	One Source Staffing Inc	5351 Cleaning Services	33,246.93	33,246.93
04/23/26	0410482	Caspian Technology Concepts LLC	5840 Equipment	32,889.81	32,889.81
04/09/26	0088295	Butters Fetting Co Inc	3411 Resd for Encumbrances	26,590.50	31,705.92
04/09/26	0088295	Butters Fetting Co Inc	5355 Other Contracted Serv.	5,115.42	31,705.92

## Board Bill List Over \$2,500 by Check Amt - Checks Issued in April 2026

Check Date	Check Number	Vendor Name	Classification Description	Object Amount	Check Amount
04/16/26	0410325	Grunau Co Inc	5355 Other Contracted Serv.	15,551.85	31,649.84
04/16/26	0410325	Grunau Co Inc	5830 Imprvmnts/Remdling	16,097.99	31,649.84
04/23/26	0410517	West Quarter West LLC	5418 Room Rental	30,615.06	30,615.06
04/30/26	0088698	Pitney Bowes Global Financial Services	5840 Equipment	29,565.10	29,565.10
04/16/26	0410307	Allegiance Fundraising Group, LLC	5260 Printing & Duplicating	29,156.40	29,156.40
04/30/26	0088643	Exelon Corporation	5450 Gas	28,537.22	28,537.22
04/16/26	0410309	AV Design Group Inc	5840 Equipment	28,230.00	28,230.00
04/30/26	0088672	Howmedica Osteonics DbA Stryker Ins	5840 Equipment	27,420.40	27,420.40
04/09/26	0088355	One Source Staffing Inc	5351 Cleaning Services	27,106.67	27,106.67
04/02/26	0405324	Staff Electric Co Inc	5243 Other Supplies	12,974.31	27,030.30
04/02/26	0405324	Staff Electric Co Inc	5830 Imprvmnts/Remdling	14,055.99	27,030.30
04/09/26	0405961	Vanguard Computers Inc	5840 Equipment	26,678.34	26,678.34
04/16/26	0088492	Walsworth Publishing Company Inc	5260 Printing & Duplicating	25,297.38	25,297.38
04/23/26	0410510	Quorum Architects Inc	5830 Imprvmnts/Remdling	25,162.00	25,162.00
04/30/26	0088686	Medical Shipment LLC	5840 Equipment	21,997.00	21,997.00
04/23/26	0088606	Winter Services LLC	5358 Snow Removal	20,760.97	20,760.97
04/02/26	0088195	Anthology Inc	5840 Equipment	20,600.00	20,600.00
04/02/26	0405326	US Foods, Inc	5704 Groceries-Resale	17,732.44	20,273.91
04/02/26	0405326	US Foods, Inc	5714 Classroom & Lab Supplies	2,541.47	20,273.91
04/23/26	0088563	Master Medical Equipment LLC	5248 Classrm/Lab Equip.	20,000.00	20,000.00
04/30/26	0410592	Engberg Anderson Inc	3411 Resd for Encumbrances	17,325.00	19,440.00
04/30/26	0410592	Engberg Anderson Inc	5830 Imprvmnts/Remdling	2,115.00	19,440.00
04/30/26	0088656	Euna Solutions Inc	5840 Equipment	18,000.00	18,000.00
04/02/26	0088262	Sweetwater Sound Holdings LLC	5840 Equipment	17,492.00	17,492.00
04/16/26	0088414	Butters Fetting Co Inc	5355 Other Contracted Serv.	17,447.83	17,447.83
04/09/26	0405935	Eaton Corporation	5282 Off. General Eq. Rep.	17,329.28	17,329.28
04/30/26	0410587	AV Design Group Inc	5840 Equipment	16,903.00	16,903.00
04/30/26	0088697	Pepsi Beverages Company	5704 Groceries-Resale	16,594.49	16,594.49
04/16/26	0410319	Ellucian Company LLC	5840 Equipment	16,429.50	16,429.50
04/09/26	0088336	MATC Foundation	4670 Rental Income	16,250.00	16,250.00
04/23/26	0410486	Deer District LLC	5501 Student Activities	16,250.00	16,250.00
04/16/26	0410317	Consilience Group LLC	5355 Other Contracted Serv.	4,160.00	16,243.33
04/16/26	0410317	Consilience Group LLC	5357 Professional & Consult	12,083.33	16,243.33
04/02/26	0405327	Vanguard Computers Inc	5840 Equipment	16,236.40	16,236.40
04/16/26	0088480	Stanton Chase International Inc	5357 Professional & Consult	15,833.00	15,833.00
04/16/26	0410340	Quorum Architects Inc	3411 Resd for Encumbrances	1,515.50	15,515.50
04/16/26	0410340	Quorum Architects Inc	5830 Imprvmnts/Remdling	14,000.00	15,515.50
04/09/26	0088311	Fisher Scientific Company LLC	5248 Classrm/Lab Equip.	15,245.30	15,245.30
04/09/26	0088351	Network Integration Company Partner	5246 Software	14,995.00	14,995.00
04/09/26	0088326	Higgins Tower Service Inc	5840 Equipment	14,984.85	14,984.85
04/23/26	0410490	Grumman Butkus Associates	5830 Imprvmnts/Remdling	14,750.00	14,750.00
04/09/26	0088305	Duet Resource Group	5840 Equipment	14,691.60	14,691.60
04/16/26	0088422	David J. Frank Landscape Contractin	5355 Other Contracted Serv.	14,545.00	14,545.00
04/09/26	0088306	Economic Modeling LLC dba Lightcast	5840 Equipment	14,440.00	14,440.00
04/02/26	0088214	Duet Resource Group	5840 Equipment	13,912.30	13,912.30
04/23/26	0088536	Elsevier	5840 Equipment	13,741.21	13,741.21
04/23/26	0410511	Recycled Office Environments Inc	5830 Imprvmnts/Remdling	13,646.25	13,646.25
04/02/26	0405311	Minnesota Elevator Inc	5353 Elevator P.M.	12,715.38	13,507.71
04/02/26	0405311	Minnesota Elevator Inc	5355 Other Contracted Serv.	792.33	13,507.71
04/23/26	0088508	American Time & Signal Co	5840 Equipment	13,438.31	13,438.31
04/16/26	0410312	Building Service Inc	3411 Resd for Encumbrances	13,341.00	13,341.00
04/30/26	0088707	Skillful Communications Inc	5840 Equipment	13,275.00	13,275.00
04/23/26	0088581	Baird, Robert W & Co	5970 Admin Exp-Debt Service	13,000.00	13,000.00
04/02/26	0088197	At&t Mobility	5454 Telephone	12,987.23	12,987.23
04/30/26	0088718	Veritiv Operating Company	5238 Maint. & Cust. Supp	12,986.01	12,986.01
04/23/26	0088514	B&h Photo Video	5840 Equipment	12,919.71	12,919.71
04/23/26	0088527	Clearwing Productions Inc	5840 Equipment	12,896.75	12,896.75
04/09/26	0088315	Froedtert Health-Workforce Health	5501 Student Activities	12,691.00	12,691.00
04/23/26	0088521	Butters Fetting Co Inc	5355 Other Contracted Serv.	1,002.99	12,469.06
04/23/26	0088521	Butters Fetting Co Inc	5830 Imprvmnts/Remdling	11,466.07	12,469.06
04/30/26	0088721	Wisconsin Electric Power Co	5450 Gas	3,617.50	12,324.59
04/30/26	0088721	Wisconsin Electric Power Co	5452 Electricity	8,707.09	12,324.59
04/30/26	0410593	Forest Incentives Ltd	5243 Other Supplies	9,576.02	12,285.45
04/30/26	0410593	Forest Incentives Ltd	5259 Postage	2,709.43	12,285.45
04/23/26	0088504	Alldata LLC	5840 Equipment	12,225.00	12,225.00

## Board Bill List Over \$2,500 by Check Amt - Checks Issued in April 2026

Check Date	Check Number	Vendor Name	Classification Description	Object Amount	Check Amount
04/09/26	0088292	Bound Tree Medical	5248 Classrm/Lab Equip.	12,212.95	12,212.95
04/09/26	0088367	Royle Printing Co	5260 Printing & Duplicating	12,187.44	12,187.44
04/23/26	0088558	Lemberg Electric Co Inc	5830 Imprvmnts/Remdling	12,031.20	12,031.20
04/02/26	0088210	Convergint Technologies LLC	5840 Equipment	11,966.35	11,966.35
04/02/26	0405300	CDW Government Inc	5840 Equipment	11,642.00	11,642.00
04/09/26	0405940	Grunau Co Inc	5355 Other Contracted Serv.	2,664.18	11,574.24
04/09/26	0405940	Grunau Co Inc	5830 Imprvmnts/Remdling	8,910.06	11,574.24
04/09/26	0088339	Max Fire Training Inc	5243 Other Supplies	1,508.30	11,566.73
04/09/26	0088339	Max Fire Training Inc	5248 Classrm/Lab Equip.	10,058.43	11,566.73
04/09/26	0405932	Caspian Technology Concepts LLC	5840 Equipment	11,475.00	11,475.00
04/30/26	0410600	Jefferson Fire & Safety Inc	5840 Equipment	11,320.00	11,320.00
04/02/26	0405305	Grunau Co Inc	5355 Other Contracted Serv.	10,578.79	10,578.79
04/02/26	0088244	Mitchell Repair Information Company	5840 Equipment	10,565.00	10,565.00
04/30/26	0088652	Displai Systems Inc	5840 Equipment	10,272.00	10,272.00
04/09/26	0405937	Forest Incentives Ltd	5243 Other Supplies	8,069.22	10,248.37
04/09/26	0405937	Forest Incentives Ltd	5259 Postage	2,179.15	10,248.37
04/02/26	0405313	Mueller Communications LLC	5357 Professional & Consult	10,245.60	10,245.60
04/16/26	0410305	ACD Direct	5355 Other Contracted Serv.	10,214.78	10,214.78
04/23/26	0410513	Charter Communications Holdings LLC	5840 Equipment	10,173.33	10,173.33
04/30/26	0088628	B&h Photo Video	5840 Equipment	10,121.04	10,121.04
04/23/26	0088555	JWR Inc	5355 Other Contracted Serv.	9,954.70	9,954.70
04/30/26	0088662	General Communications Inc	5840 Equipment	9,807.20	9,807.20
04/30/26	0088675	Jackson Maccudden Inc	5830 Imprvmnts/Remdling	9,625.00	9,625.00
04/16/26	0088432	Gordon Flesch Co Inc	5355 Other Contracted Serv.	9,454.40	9,454.40
04/16/26	0088490	ReliaStar Life Insurance Co	2204 Accrued-Fringe Benefit	9,321.96	9,321.96
04/02/26	0405323	Selzer-Ornst Company	3411 Resd for Encumbrances	7,672.88	9,217.88
04/02/26	0405323	Selzer-Ornst Company	5830 Imprvmnts/Remdling	1,545.00	9,217.88
04/23/26	0088608	XMPie Inc	5355 Other Contracted Serv.	9,110.00	9,110.00
04/02/26	0405303	Cotter Consulting Inc	3411 Resd for Encumbrances	9,081.00	9,081.00
04/02/26	0405298	Baker Tilly Virchow Krause LLP	5357 Professional & Consult	9,064.00	9,064.00
04/16/26	0410316	Concord Consulting Group of IL Inc	5830 Imprvmnts/Remdling	9,000.00	9,000.00
04/23/26	0088532	Digital Strategy Works LLC	5355 Other Contracted Serv.	9,000.00	9,000.00
04/02/26	0405310	LHH Recruitment Solutions Inc	5352 Contracted Employment	3,428.98	8,933.04
04/02/26	0405310	LHH Recruitment Solutions Inc	5355 Other Contracted Serv.	5,504.06	8,933.04
04/16/26	0088404	B&h Photo Video	5230 Classroom & Lab Supp	527.04	8,917.04
04/16/26	0088404	B&h Photo Video	5840 Equipment	8,390.00	8,917.04
04/30/26	0410589	CDW Government Inc	5840 Equipment	8,830.24	8,830.24
04/30/26	0410597	Grunau Co Inc	5840 Equipment	8,793.76	8,793.76
04/09/26	0088328	Hubbard Wilson & Zelenkova LLC	5357 Professional & Consult	8,750.00	8,750.00
04/09/26	0088371	Staples Business Advantage	5230 Classroom & Lab Supp	976.58	8,661.86
04/09/26	0088371	Staples Business Advantage	5241 Office Supplies	4,713.35	8,661.86
04/09/26	0088371	Staples Business Advantage	5242 Operating Supplies	51.23	8,661.86
04/09/26	0088371	Staples Business Advantage	5243 Other Supplies	2,614.29	8,661.86
04/09/26	0088371	Staples Business Advantage	5501 Student Activities	306.41	8,661.86
04/30/26	0410609	Quorum Architects Inc	5830 Imprvmnts/Remdling	8,420.00	8,420.00
04/16/26	0088411	Bound Tree Medical	5230 Classroom & Lab Supp	8,336.28	8,336.28
04/23/26	0088510	AT&T	5454 Telephone	8,219.46	8,219.46
04/30/26	0088701	PTG Live Events LLC	5243 Other Supplies	8,087.80	8,087.80
04/02/26	0088215	Dynamism Inc	5840 Equipment	7,597.83	7,597.83
04/09/26	0405942	Hatch Staffing Services Inc	5355 Other Contracted Serv.	1,114.40	7,594.40
04/09/26	0405942	Hatch Staffing Services Inc	5840 Equipment	6,480.00	7,594.40
04/23/26	0088547	Grand Appliance Inc.	5840 Equipment	7,544.00	7,544.00
04/23/26	0088534	Economic Modeling LLC dba Lightcast	5355 Other Contracted Serv.	7,499.50	7,499.50
04/02/26	0088216	Emergency Lighting	5840 Equipment	7,207.60	7,207.60
04/09/26	0088317	GFL Solid Waste Midwest LLC	5359 Waste Disposal	7,189.71	7,189.71
04/02/26	0088234	Joint Review Committee on	5220 Membership & Subscript	7,035.00	7,035.00
04/02/26	0405299	Caspian Technology Concepts LLC	5830 Imprvmnts/Remdling	6,910.33	6,910.33
04/23/26	0088585	Salesforce Inc	5220 Membership & Subscript	6,828.84	6,828.84
04/09/26	0405941	GTM HR Consulting Inc	5357 Professional & Consult	6,823.00	6,823.00
04/09/26	0088332	Jobelephant.com Inc	5840 Equipment	6,796.60	6,796.60
04/30/26	0088676	Jobelephant.com Inc	5840 Equipment	6,796.60	6,796.60
04/16/26	0088471	Public Television Major	5660 Affiliation/Mbsps	6,556.00	6,556.00
04/16/26	0088487	Truck Fleet Services LLC	5281 Classroom/Lab Eq. Rep.	5,191.03	6,420.50
04/16/26	0088487	Truck Fleet Services LLC	5355 Other Contracted Serv.	1,229.47	6,420.50
04/09/26	0088345	MPS Foundation	5355 Other Contracted Serv.	6,400.00	6,400.00

## Board Bill List Over \$2,500 by Check Amt - Checks Issued in April 2026

Check Date	Check Number	Vendor Name	Classification Description	Object Amount	Check Amount
04/30/26	0088615	4IMPRINT	5243 Other Supplies	4,484.96	6,359.94
04/30/26	0088615	4IMPRINT	5270 Advertising	1,874.98	6,359.94
04/09/26	0088300	David S Turpie	5357 Professional & Consult	6,150.00	6,150.00
04/23/26	0088603	Wallcur Inc	5230 Classroom & Lab Supp	6,143.14	6,143.14
04/02/26	0405304	W. W. Grainger, Inc	5230 Classroom & Lab Supp	4,501.87	6,097.43
04/02/26	0405304	W. W. Grainger, Inc	5238 Maint. & Cust. Supp	865.96	6,097.43
04/02/26	0405304	W. W. Grainger, Inc	5714 Classroom & Lab Supplies	729.60	6,097.43
04/30/26	0088695	One Source Staffing Inc	5351 Cleaning Services	1,201.45	6,082.46
04/30/26	0088695	One Source Staffing Inc	5352 Contracted Employment	4,881.01	6,082.46
04/09/26	0088330	INSPEC Inc	5830 Imprvmnts/Remdling	6,038.25	6,038.25
04/30/26	0088624	ASC1 Inc	5281 Classroom/Lab Eq. Rep.	6,024.42	6,024.42
04/02/26	0405302	Concord Consulting Group of IL Inc	3411 Resd for Encumbrances	1,500.00	6,000.00
04/02/26	0405302	Concord Consulting Group of IL Inc	5830 Imprvmnts/Remdling	4,500.00	6,000.00
04/09/26	0088348	Nassco Inc	5355 Other Contracted Serv.	5,916.29	5,916.29
04/09/26	0088303	Department of Workforce	5446 Unemployment Insurance	5,888.13	5,888.13
04/16/26	0088491	Elizabeth M. Walsh	5201 Travel Expenses	1,051.65	5,850.98
04/16/26	0088491	Elizabeth M. Walsh	5668 Program Production	4,799.33	5,850.98
04/30/26	0088687	Medline Industries	5230 Classroom & Lab Supp	346.05	5,666.45
04/30/26	0088687	Medline Industries	5840 Equipment	5,320.40	5,666.45
04/02/26	0405319	Programming Service	5355 Other Contracted Serv.	5,550.00	5,550.00
04/16/26	0088488	UNITED COMMUNITY CENTER-UCC	5652 Contribution & Awards	5,500.00	5,500.00
04/23/26	0410502	McGraw Hill LLC	5707 New Book-Resale	5,367.60	5,367.60
04/23/26	0410493	Hatch Staffing Services Inc	5355 Other Contracted Serv.	2,005.92	5,245.92
04/23/26	0410493	Hatch Staffing Services Inc	5840 Equipment	3,240.00	5,245.92
04/30/26	0088627	Atlas Copco Compressor LLC	5355 Other Contracted Serv.	5,186.52	5,186.52
04/30/26	0088669	Henry Schein Dental	5230 Classroom & Lab Supp	5,180.39	5,180.39
04/16/26	0088452	Metropolitan Life Insurance Company	2204 Accrued-Fringe Benefit	5,031.00	5,031.00
04/23/26	0410495	JenFryTalks LLC	5355 Other Contracted Serv.	5,000.00	5,000.00
04/23/26	0088583	Rote Oil Ltd	5238 Maint. & Cust. Supp	3,378.54	4,952.87
04/23/26	0088583	Rote Oil Ltd	5242 Operating Supplies	1,574.33	4,952.87
04/16/26	0410330	Lake Chevrolet Inc	5355 Other Contracted Serv.	4,939.37	4,939.37
04/23/26	0088596	Truck Fleet Services LLC	5281 Classroom/Lab Eq. Rep.	4,760.85	4,912.59
04/23/26	0088596	Truck Fleet Services LLC	5355 Other Contracted Serv.	151.74	4,912.59
04/30/26	0410604	Lurie Glass Companies Inc	5355 Other Contracted Serv.	2,709.00	4,904.00
04/30/26	0410604	Lurie Glass Companies Inc	5840 Equipment	2,195.00	4,904.00
04/30/26	0088658	FastSigns	5243 Other Supplies	4,844.62	4,844.62
04/02/26	0405322	Seek Incorporated	5351 Cleaning Services	3,532.32	4,839.52
04/02/26	0405322	Seek Incorporated	5352 Contracted Employment	1,307.20	4,839.52
04/09/26	0405958	Service Painting Corporation	5830 Imprvmnts/Remdling	4,800.00	4,800.00
04/09/26	0088358	Proforma Albrecht Inc	5243 Other Supplies	4,704.95	4,704.95
04/30/26	0088667	Grand Appliance Inc.	5840 Equipment	4,650.00	4,650.00
04/02/26	0088224	Goodheart-Willcox Publisher	5707 New Book-Resale	4,632.96	4,632.96
04/23/26	0410503	Michael Best & Friedrich LLP	5361 Legal Services	4,530.40	4,530.40
04/30/26	0088642	Condor Aviation Inc	5230 Classroom & Lab Supp	4,520.00	4,520.00
04/23/26	0410484	Concord Consulting Group of IL Inc	5830 Imprvmnts/Remdling	4,500.00	4,500.00
04/30/26	0088670	Holiday Wholesale Inc.	5704 Groceries-Resale	4,432.90	4,432.90
04/30/26	0410610	Recycled Office Environments Inc	5355 Other Contracted Serv.	4,400.00	4,400.00
04/16/26	0088497	WUWM Milwaukee Public Radio	5270 Advertising	4,380.75	4,380.75
04/02/26	0088264	Truck Fleet Services LLC	5281 Classroom/Lab Eq. Rep.	4,357.91	4,357.91
04/30/26	0410598	Hatch Staffing Services Inc	5355 Other Contracted Serv.	1,091.28	4,331.28
04/30/26	0410598	Hatch Staffing Services Inc	5840 Equipment	3,240.00	4,331.28
04/09/26	0088331	Jacobus Energy LLC	5242 Operating Supplies	4,293.61	4,293.61
04/30/26	0410611	Rinderle Door Co	5830 Imprvmnts/Remdling	4,290.26	4,290.26
04/02/26	0405316	Packerland Rent-A-Mat Inc	5355 Other Contracted Serv.	4,288.73	4,288.73
04/30/26	0410605	Marchese Inc., V	5704 Groceries-Resale	4,273.64	4,273.64
04/23/26	0088542	GARDA CL GREAT LAKES INC	5355 Other Contracted Serv.	4,215.72	4,215.72
04/30/26	0088655	Engelhardt Dairy of Wisconsin LLC	5704 Groceries-Resale	4,102.20	4,102.20
04/16/26	0410337	Personnel Specialists LLC	5352 Contracted Employment	4,083.00	4,083.00
04/02/26	0405308	Johnson Controls Building Solutions	5355 Other Contracted Serv.	4,064.64	4,064.64
04/16/26	0410344	Seek Incorporated	5351 Cleaning Services	4,049.73	4,049.73
04/09/26	0088363	Quadient Inc Dept 3689	5259 Postage	4,000.00	4,000.00
04/09/26	0405929	Auramke	5243 Other Supplies	3,970.00	3,970.00
04/09/26	0405960	US Foods, Inc	5704 Groceries-Resale	3,884.10	3,884.10
04/16/26	0088431	Go Riteway Transportation	5205 Recruiting	3,837.79	3,837.79
04/16/26	0088402	ASW Machinery Inc	5230 Classroom & Lab Supp	432.70	3,799.36

## Board Bill List Over \$2,500 by Check Amt - Checks Issued in April 2026

Check Date	Check Number	Vendor Name	Classification Description	Object Amount	Check Amount
04/16/26	0088402	ASW Machinery Inc	5281 Classroom/Lab Eq. Rep.	3,366.66	3,799.36
04/23/26	0410492	Hammel Green & Abrahamson Inc	3411 Resd for Encumbrances	3,750.00	3,750.00
04/30/26	0410601	Kahler Slater	3411 Resd for Encumbrances	3,750.00	3,750.00
04/09/26	0088362	QTI Consulting Inc	5357 Professional & Consult	3,745.00	3,745.00
04/30/26	0088715	Universal Companies	5230 Classroom & Lab Supp	3,692.36	3,692.36
04/09/26	0088368	Russell Metals	5230 Classroom & Lab Supp	3,058.00	3,646.00
04/09/26	0088368	Russell Metals	5235 Instructional Material	588.00	3,646.00
04/23/26	0410487	Douglas Stewart Co Inc	5711 Supplies-Resale	3,628.61	3,628.61
04/23/26	0088605	Western Interstate Commission for H	5220 Membership & Subscript	3,600.00	3,600.00
04/16/26	0088445	Lennox Industries Inc	5201 Travel Expenses	3,575.00	3,575.00
04/23/26	0410499	LHH Recruitment Solutions Inc	5357 Professional & Consult	3,548.80	3,548.80
04/30/26	0410602	LHH Recruitment Solutions Inc	5357 Professional & Consult	3,548.80	3,548.80
04/30/26	0088724	Wisconsin Firewood Co	5242 Operating Supplies	3,525.00	3,525.00
04/09/26	0088353	OEC Medical Systems Inc	5248 Classrm/Lab Equip.	3,519.00	3,519.00
04/30/26	0410614	Seek Incorporated	5351 Cleaning Services	2,199.90	3,507.10
04/30/26	0410614	Seek Incorporated	5352 Contracted Employment	1,307.20	3,507.10
04/30/26	0410590	Consilience Group LLC	5357 Professional & Consult	3,500.00	3,500.00
04/30/26	0410607	Personnel Specialists LLC	5352 Contracted Employment	3,446.80	3,446.80
04/09/26	0088342	Metro Milwaukee Association of Comm	5220 Membership & Subscript	3,410.00	3,410.00
04/30/26	0088711	Truck Fleet Services LLC	5281 Classroom/Lab Eq. Rep.	2,096.34	3,399.93
04/30/26	0088711	Truck Fleet Services LLC	5355 Other Contracted Serv.	1,303.59	3,399.93
04/16/26	0088420	City of Mequon	5455 Water	3,386.11	3,386.11
04/23/26	0088551	Henry Schein Dental	5230 Classroom & Lab Supp	19.77	3,334.84
04/23/26	0088551	Henry Schein Dental	5243 Other Supplies	3,315.07	3,334.84
04/09/26	0088352	ACNielsen Corporation	5661 Audience Research	3,324.00	3,324.00
04/16/26	0410322	Free Style Graphics of Greenfield I	5243 Other Supplies	3,215.73	3,215.73
04/02/26	0088227	Imagine Promotional LLC	5243 Other Supplies	3,169.00	3,169.00
04/09/26	0405948	Kristin Anderson Incorporated	5355 Other Contracted Serv.	3,150.00	3,150.00
04/02/26	0088268	VitalSource Technologies LLC	5706 Inclusive Access	3,120.88	3,120.88
04/23/26	0088579	Quick Fuel	5230 Classroom & Lab Supp	3,108.33	3,108.33
04/23/26	0088556	Kilgore International Inc	5230 Classroom & Lab Supp	2,954.80	3,036.35
04/23/26	0088556	Kilgore International Inc	5243 Other Supplies	81.55	3,036.35
04/16/26	0088429	Global Water Technology, Inc	5238 Maint. & Cust. Supp	3,020.24	3,020.24
04/16/26	0088417	Channel 49 Limited Partnership	5355 Other Contracted Serv.	3,020.00	3,020.00
04/09/26	0405957	San-A-Care Inc	5238 Maint. & Cust. Supp	3,013.16	3,013.16
04/16/26	0088465	Pearls for Teen Girls Inc	5652 Contribution & Awards	3,000.00	3,000.00
04/16/26	0410311	Boer Architects Inc	3411 Resd for Encumbrances	3,000.00	3,000.00
04/30/26	0088613	1EdTech Consortium Inc	5220 Membership & Subscript	3,000.00	3,000.00
04/30/26	0410586	ARTCORP Inc	5840 Equipment	3,000.00	3,000.00
04/30/26	0410618	YO Engineering LLC	5352 Contracted Employment	2,999.00	2,999.00
04/30/26	0088706	Russell Metals	5230 Classroom & Lab Supp	2,974.00	2,974.00
04/02/26	0088230	ITNH, Inc	5282 Off. General Eq. Rep.	2,829.00	2,829.00
04/23/26	0088517	BankMobile Technologies Inc	5355 Other Contracted Serv.	2,810.00	2,810.00
04/09/26	0088373	T E Interiors Inc	5840 Equipment	2,790.00	2,790.00
04/30/26	0088689	Midland Paper Company	5244 Production Supplies	2,770.00	2,770.00
04/02/26	0088229	Integrity Environmental Services Inc	3411 Resd for Encumbrances	2,766.00	2,766.00
04/16/26	0088470	Smart Interpreting Services	5355 Other Contracted Serv.	2,727.22	2,727.22
04/02/26	0088198	Aurora Health Care Inc	5355 Other Contracted Serv.	2,720.52	2,720.52
04/16/26	0088455	MSA Safety Sales LLC	5243 Other Supplies	352.08	2,717.08
04/16/26	0088455	MSA Safety Sales LLC	5248 Classrm/Lab Equip.	2,365.00	2,717.08
04/23/26	0410469	Caleb L. Bounds	5203 Meals	2,700.00	2,700.00
04/30/26	0088683	M & M Tree Service	5355 Other Contracted Serv.	2,700.00	2,700.00
04/23/26	0088587	Seek Professionals Llc	5352 Contracted Employment	2,692.80	2,692.80
04/02/26	0088206	Cintas	5355 Other Contracted Serv.	2,683.00	2,683.00
04/02/26	0088252	Orlandini Flooring Inc	5840 Equipment	2,680.00	2,680.00
04/16/26	0410321	Federico Munoz D/B/A Rico Install C	5830 Imprvmnts/Remdling	2,680.00	2,680.00
04/30/26	0088626	AT&T	5454 Telephone	2,648.94	2,648.94
04/02/26	0088194	American Dental Association	5220 Membership & Subscript	2,630.00	2,630.00
04/09/26	0088281	Alternative Machine Repair Inc	5281 Classroom/Lab Eq. Rep.	2,619.56	2,619.56
04/02/26	0405317	Papas Bakery Inc	5704 Groceries-Resale	2,543.61	2,543.61
04/16/26	0410346	US Foods, Inc	5704 Groceries-Resale	2,516.47	2,516.47
04/30/26	0410613	San-A-Care Inc	5238 Maint. & Cust. Supp	2,500.96	2,500.96
04/09/26	0088277	ADAMM Charitable Foundation Inc	5270 Advertising	2,500.00	2,500.00
				9,806,425.45	

## Board Bill List by Check No. - Checks Issued in April 2026

Page 1

Check Date	Check Number	Vendor Name	Classification Description	Object Amount	Check Amount
04/02/26	0088187	A/E Graphics Inc	5830 Imprvmnts/Remdling	888.55	888.55
04/02/26	0088188	Hajoca Corporation	5238 Maint. & Cust. Supp	178.48	178.48
04/02/26	0088189	Secure Information Destruction LLC	5355 Other Contracted Serv.	126.00	126.00
04/02/26	0088190	Advanced Welding Supply Co Inc	5230 Classroom & Lab Supp	689.90	689.90
04/02/26	0088191	Alba Bioscience Inc	5230 Classroom & Lab Supp	154.50	154.50
04/02/26	0088192	Alfa Flower Shop	5243 Other Supplies	175.00	175.00
04/02/26	0088193	Alverno College	5355 Other Contracted Serv.	844.47	844.47
04/02/26	0088194	American Dental Association	5220 Membership & Subscript	2,630.00	2,630.00
04/02/26	0088195	Anthology Inc	5840 Equipment	20,600.00	20,600.00
04/02/26	0088196	Archetype Innovations LLC	5714 Classroom & Lab Supplies	1,460.00	1,460.00
04/02/26	0088197	At&t Mobility	5454 Telephone	12,987.23	12,987.23
04/02/26	0088198	Aurora Health Care Inc	5355 Other Contracted Serv.	2,720.52	2,720.52
04/02/26	0088199	Doni W. Bartley	5201 Travel Expenses	133.40	133.40
04/02/26	0088200	Batzner Pest Management Inc	5355 Other Contracted Serv.	480.96	480.96
04/02/26	0088201	Bio Rad Laboratories Inc	5230 Classroom & Lab Supp	519.90	519.90
04/02/26	0088202	Black Excellence Awards	5652 Contribution & Awards	475.00	475.00
04/02/26	0088203	Bound Tree Medical	5840 Equipment	1,670.35	1,670.35
04/02/26	0088205	Butters Fetting Co Inc	5355 Other Contracted Serv.	2,156.37	43,191.87
04/02/26	0088205	Butters Fetting Co Inc	5830 Imprvmnts/Remdling	41,035.50	43,191.87
04/02/26	0088206	Cintas	5355 Other Contracted Serv.	2,683.00	2,683.00
04/02/26	0088207	Cintas Corporation Floor Matts	5355 Other Contracted Serv.	589.34	589.34
04/02/26	0088208	City of Oak Creek	5270 Advertising	800.00	800.00
04/02/26	0088209	Commission on Accreditation	5220 Membership & Subscript	862.50	862.50
04/02/26	0088210	Converging Technologies LLC	5840 Equipment	11,966.35	11,966.35
04/02/26	0088211	Cozzini Bros Inc	5714 Classroom & Lab Supplies	93.65	93.65
04/02/26	0088212	Cummins Inc.	5355 Other Contracted Serv.	760.90	760.90
04/02/26	0088213	Daily Reporter Bridge Tower OpCo LL	5830 Imprvmnts/Remdling	468.18	468.18
04/02/26	0088214	Duet Resource Group	5840 Equipment	13,912.30	13,912.30
04/02/26	0088215	Dynamism Inc	5840 Equipment	7,597.83	7,597.83
04/02/26	0088216	Emergency Lighting	5840 Equipment	7,207.60	7,207.60
04/02/26	0088217	Federal Express Corp	5707 New Book-Resale	390.30	390.30
04/02/26	0088218	Galls LLC	5243 Other Supplies	290.48	290.48
04/02/26	0088219	Arturo Garcia	5243 Other Supplies	48.61	48.61
04/02/26	0088221	Gladwin Machinery	5230 Classroom & Lab Supp	924.00	924.00
04/02/26	0088222	Global Equipment Company Inc	5840 Equipment	617.69	617.69
04/02/26	0088223	Goldfish Uniforms	5238 Maint. & Cust. Supp	1,792.75	1,792.75
04/02/26	0088224	Goodheart-Willcox Publisher	5707 New Book-Resale	4,632.96	4,632.96
04/02/26	0088225	Great Lakes Turbines Inc	5840 Equipment	392,000.00	392,000.00
04/02/26	0088226	Mr. Michael R. Hartzheim	5201 Travel Expenses	140.36	140.36
04/02/26	0088227	Imagine Promotional LLC	5243 Other Supplies	3,169.00	3,169.00
04/02/26	0088228	Ingram Book Group LLC	5233 Books	2,369.14	2,369.14
04/02/26	0088229	Integrity Environmental Services Inc	3411 Resd for Encumbrances	2,766.00	2,766.00
04/02/26	0088230	ITNH, Inc	5282 Off. General Eq. Rep.	2,829.00	2,829.00
04/02/26	0088231	Jackson Maccudden Inc	3411 Resd for Encumbrances	548.00	548.00
04/02/26	0088232	Joint Review Commission on Educatio	5220 Membership & Subscript	1,104.47	1,104.47
04/02/26	0088233	Joint Review Committee Cardiovascul	5220 Membership & Subscript	1,500.00	1,500.00
04/02/26	0088234	Joint Review Committee on	5220 Membership & Subscript	7,035.00	7,035.00
04/02/26	0088235	JPW Industries Inc	5230 Classroom & Lab Supp	115.99	115.99
04/02/26	0088236	La Finca Cafe Y Artesanias Llc	5501 Student Activities	825.00	825.00
04/02/26	0088237	Colt LaChance	5355 Other Contracted Serv.	1,140.08	1,140.08
04/02/26	0088238	Lake Ford Inc	5355 Other Contracted Serv.	1,500.03	1,500.03
04/02/26	0088239	Landauer Inc	5243 Other Supplies	253.80	253.80
04/02/26	0088240	Matheson Tri-Gas, Inc #3028	5230 Classroom & Lab Supp	2,225.90	2,225.90
04/02/26	0088241	Medical Shipment LLC	5230 Classroom & Lab Supp	284.08	284.08
04/02/26	0088242	Menards Inc	5230 Classroom & Lab Supp	1,374.44	1,374.44
04/02/26	0088243	Menards Inc	5238 Maint. & Cust. Supp	278.38	278.38
04/02/26	0088244	Mitchell Repair Information Company	5840 Equipment	10,565.00	10,565.00
04/02/26	0088245	Napa Auto Parts	5230 Classroom & Lab Supp	364.50	364.50
04/02/26	0088246	National Safety Apparel LLC	5230 Classroom & Lab Supp	646.09	646.09
04/02/26	0088247	Neher Electric Supply Inc	5238 Maint. & Cust. Supp	445.85	445.85
04/02/26	0088248	Neu's Building Center Inc	5238 Maint. & Cust. Supp	628.27	628.27
04/02/26	0088249	Nowak Dental Supplies, Inc.	5243 Other Supplies	386.10	386.10
04/02/26	0088250	Cesar Alexis Nungaray	5355 Other Contracted Serv.	500.00	500.00
04/02/26	0088251	One Source Staffing Inc	5351 Cleaning Services	33,246.93	33,246.93

## Board Bill List by Check No. - Checks Issued in April 2026

Page 2

Check Date	Check Number	Vendor Name	Classification	Description	Object Amount	Check Amount
04/02/26	0088252	Orlandini Flooring Inc	5840	Equipment	2,680.00	2,680.00
04/02/26	0088253	Pearson Higher Education	5707	New Book-Resale	2,189.89	2,189.89
04/02/26	0088254	Proforma Albrecht Inc	5243	Other Supplies	1,698.44	1,698.44
04/02/26	0088255	Quality Matters Inc	5220	Membership & Subscript	247.66	247.66
04/02/26	0088256	Quick Fuel	5230	Classroom & Lab Supp	1,194.68	1,194.68
04/02/26	0088257	Rams Contracting Ltd	5830	Imprvmnts/Remdling	2,025.00	2,025.00
04/02/26	0088258	Seek Professionals Llc	5352	Contracted Employment	1,497.30	1,497.30
04/02/26	0088259	Mr. Gary L. Shelton	5201	Travel Expenses	85.55	85.55
04/02/26	0088260	Stone Creek Coffee Roasters	5704	Groceries-Resale	611.00	1,947.00
04/02/26	0088260	Stone Creek Coffee Roasters	5714	Classroom & Lab Supplies	1,336.00	1,947.00
04/02/26	0088261	Sweetbush	5355	Other Contracted Serv.	87.00	87.00
04/02/26	0088262	Sweetwater Sound Holdings LLC	5840	Equipment	17,492.00	17,492.00
04/02/26	0088263	Tekton Inc	5230	Classroom & Lab Supp	41.65	41.65
04/02/26	0088264	Truck Fleet Services LLC	5281	Classroom/Lab Eq. Rep.	4,357.91	4,357.91
04/02/26	0088265	UPS	5259	Postage	30.60	137.21
04/02/26	0088265	UPS	5260	Printing & Duplicating	106.61	137.21
04/02/26	0088266	Veritiv Operating Company	5238	Maint. & Cust. Supp	2,027.16	2,027.16
04/02/26	0088267	Verizon Wireless	5243	Other Supplies	160.08	160.08
04/02/26	0088268	VitalSource Technologies LLC	5706	Inclusive Access	3,120.88	3,120.88
04/02/26	0088269	Wisconsin Broadcasters Assoc	5220	Membership & Subscript	2,260.00	2,260.00
04/02/26	0088270	Zorn Compressor & Equipment	5355	Other Contracted Serv.	1,013.50	1,013.50
04/09/26	0088275	4IMPRINT	5501	Student Activities	1,060.22	1,060.22
04/09/26	0088276	5 Corners Dodge Inc	5230	Classroom & Lab Supp	63.52	63.52
04/09/26	0088277	ADAMM Charitable Foundation Inc	5270	Advertising	2,500.00	2,500.00
04/09/26	0088278	Advanced Welding Supply Co Inc	5230	Classroom & Lab Supp	260.20	260.20
04/09/26	0088279	Air One Equipment Inc	5355	Other Contracted Serv.	1,227.81	1,227.81
04/09/26	0088280	Alba Bioscience Inc	5230	Classroom & Lab Supp	412.60	412.60
04/09/26	0088281	Alternative Machine Repair Inc	5281	Classroom/Lab Eq. Rep.	2,619.56	2,619.56
04/09/26	0088282	Amazon Web Services, Inc.	5674	Technical Operations	31.95	31.95
04/09/26	0088283	Anchor Printing Inc	5260	Printing & Duplicating	2,287.68	2,287.68
04/09/26	0088284	Auto Paint & Supply Co Inc	5230	Classroom & Lab Supp	780.82	780.82
04/09/26	0088285	Automatic Entrances of	5238	Maint. & Cust. Supp	291.38	291.38
04/09/26	0088286	Baked Dreams Creations LLC	5243	Other Supplies	213.00	213.00
04/09/26	0088287	Baked MKE - Rachel Schmidbauer	5704	Groceries-Resale	927.50	927.50
04/09/26	0088288	Batzner Pest Management Inc	5355	Other Contracted Serv.	129.59	129.59
04/09/26	0088289	Bearings Incorporated South	5238	Maint. & Cust. Supp	60.00	60.00
04/09/26	0088290	Blair Fire Protection LLC	5355	Other Contracted Serv.	2,452.00	2,452.00
04/09/26	0088291	Blink Charging Inc	5355	Other Contracted Serv.	480.00	480.00
04/09/26	0088292	Bound Tree Medical	5248	Classrm/Lab Equip.	12,212.95	12,212.95
04/09/26	0088293	Jon Buelow	5363	Officials	245.00	245.00
04/09/26	0088294	Building Controls & Solutions LLC	5238	Maint. & Cust. Supp	52.63	52.63
04/09/26	0088295	Butters Fetting Co Inc	3411	Resd for Encumbrances	26,590.50	31,705.92
04/09/26	0088295	Butters Fetting Co Inc	5355	Other Contracted Serv.	5,115.42	31,705.92
04/09/26	0088296	Cintas	5355	Other Contracted Serv.	1,341.50	1,341.50
04/09/26	0088297	Cintas Corporation Floor Matts	5355	Other Contracted Serv.	688.30	688.30
04/09/26	0088298	Compost Crusader LLC	5359	Waste Disposal	328.00	328.00
04/09/26	0088299	Darby Dental Supply LLC	5243	Other Supplies	796.00	796.00
04/09/26	0088300	David S Turpie	5357	Professional & Consult	6,150.00	6,150.00
04/09/26	0088301	Deere & Company	5840	Equipment	34,619.96	34,619.96
04/09/26	0088302	Dentsply Sirona Inc	5711	Supplies-Resale	1,667.40	1,667.40
04/09/26	0088303	Department of Workforce	5446	Unemployment Insurance	5,888.13	5,888.13
04/09/26	0088304	Mr. David A. Douglas	5363	Officials	630.00	630.00
04/09/26	0088305	Duet Resource Group	5840	Equipment	14,691.60	14,691.60
04/09/26	0088306	Economic Modeling LLC dba Lightcast	5840	Equipment	14,440.00	14,440.00
04/09/26	0088308	Facility Gateway Corporation	3411	Resd for Encumbrances	1,497.36	1,497.36
04/09/26	0088309	Federal Express Corp	5259	Postage	36.67	284.04
04/09/26	0088309	Federal Express Corp	5707	New Book-Resale	247.37	284.04
04/09/26	0088310	Eric Fhlug	5363	Officials	245.00	245.00
04/09/26	0088311	Fisher Scientific Company LLC	5248	Classrm/Lab Equip.	15,245.30	15,245.30
04/09/26	0088312	Fortune International, LLC	5704	Groceries-Resale	815.19	815.19
04/09/26	0088313	Fox Valley Tech College	5355	Other Contracted Serv.	2,065.00	2,065.00
04/09/26	0088314	Zachary Frattaroli	5363	Officials	245.00	245.00
04/09/26	0088315	Froedtert Health-Workforce Health	5501	Student Activities	12,691.00	12,691.00
04/09/26	0088316	Theodore Gerstein	5363	Officials	245.00	245.00
04/09/26	0088317	GFL Solid Waste Midwest LLC	5359	Waste Disposal	7,189.71	7,189.71

## Board Bill List by Check No. - Checks Issued in April 2026

Check Date	Check Number	Vendor Name	Classification Description	Object Amount	Check Amount
04/09/26	0088318	Go Riteway Transportation	5243 Other Supplies	705.60	705.60
04/09/26	0088319	Gordon Flesch Co Inc	5355 Other Contracted Serv.	34,361.23	34,361.23
04/09/26	0088320	Graybar Electric Inc	5238 Maint. & Cust. Supp	105.01	105.01
04/09/26	0088321	Joey Hager	5363 Officials	210.00	210.00
04/09/26	0088322	Hardware Distributors LTD	5230 Classroom & Lab Supp	380.78	380.78
04/09/26	0088323	Hastings Air Energy Control	5355 Other Contracted Serv.	605.00	605.00
04/09/26	0088324	Hawks Quindel SC	5366 Legal Settlements	84,000.00	84,000.00
04/09/26	0088325	Herff Jones	5242 Operating Supplies	876.72	876.72
04/09/26	0088326	Higgins Tower Service Inc	5840 Equipment	14,984.85	14,984.85
04/09/26	0088327	Honors Graduation LLC	5243 Other Supplies	589.00	589.00
04/09/26	0088328	Hubbard Wilson & Zelenkova LLC	5357 Professional & Consult	8,750.00	8,750.00
04/09/26	0088329	Ingram Book Group LLC	5233 Books	170.78	555.92
04/09/26	0088329	Ingram Book Group LLC	5243 Other Supplies	385.14	555.92
04/09/26	0088330	INSPEC Inc	5830 Imprvmnts/Remdling	6,038.25	6,038.25
04/09/26	0088331	Jacobus Energy LLC	5242 Operating Supplies	4,293.61	4,293.61
04/09/26	0088332	Jobelephant.com Inc	5840 Equipment	6,796.60	6,796.60
04/09/26	0088333	Kwik Trip Inc & Subsidiaries	5230 Classroom & Lab Supp	424.05	424.05
04/09/26	0088334	Christine M. Manion	5355 Other Contracted Serv.	1,375.00	1,375.00
04/09/26	0088335	Masters Building Solutions Inc	5355 Other Contracted Serv.	1,300.00	1,300.00
04/09/26	0088336	MATC Foundation	4670 Rental Income	16,250.00	16,250.00
04/09/26	0088337	Matheson Tri-Gas, Inc #3028	5230 Classroom & Lab Supp	73.50	73.50
04/09/26	0088338	Timothy G. Mathweg	5363 Officials	420.00	420.00
04/09/26	0088339	Max Fire Training Inc	5243 Other Supplies	1,508.30	11,566.73
04/09/26	0088339	Max Fire Training Inc	5248 Classrm/Lab Equip.	10,058.43	11,566.73
04/09/26	0088340	Medical Shipment LLC	5230 Classroom & Lab Supp	1,296.53	1,296.53
04/09/26	0088341	Menards Inc	5230 Classroom & Lab Supp	1,255.09	1,432.03
04/09/26	0088341	Menards Inc	5238 Maint. & Cust. Supp	176.94	1,432.03
04/09/26	0088342	Metro Milwaukee Association of Comm	5220 Membership & Subscript	3,410.00	3,410.00
04/09/26	0088343	Metropolitan Milwaukee	5220 Membership & Subscript	787.00	787.00
04/09/26	0088344	Milwaukee Area College	5220 Membership & Subscript	150.00	150.00
04/09/26	0088345	MPS Foundation	5355 Other Contracted Serv.	6,400.00	6,400.00
04/09/26	0088346	Napa Auto Parts	5230 Classroom & Lab Supp	131.77	131.77
04/09/26	0088347	Napa Auto Parts	5230 Classroom & Lab Supp	220.64	220.64
04/09/26	0088348	Nassco Inc	5355 Other Contracted Serv.	5,916.29	5,916.29
04/09/26	0088349	National Funeral Directors	5220 Membership & Subscript	533.00	533.00
04/09/26	0088350	National Safety Apparel LLC	5230 Classroom & Lab Supp	646.09	646.09
04/09/26	0088351	Network Integration Company Partner	5246 Software	14,995.00	14,995.00
04/09/26	0088352	ACNielsen Corporation	5661 Audience Research	3,324.00	3,324.00
04/09/26	0088353	OEC Medical Systems Inc	5248 Classrm/Lab Equip.	3,519.00	3,519.00
04/09/26	0088354	Olive Promotions	5243 Other Supplies	513.02	513.02
04/09/26	0088355	One Source Staffing Inc	5351 Cleaning Services	27,106.67	27,106.67
04/09/26	0088356	Orlandini Flooring Inc	5830 Imprvmnts/Remdling	2,235.00	2,235.00
04/09/26	0088357	Oxygen Service Company Inc	5230 Classroom & Lab Supp	129.95	129.95
04/09/26	0088358	Proforma Albrecht Inc	5243 Other Supplies	4,704.95	4,704.95
04/09/26	0088359	Public Broadcasting Service	5665 Network Prog Service	135,481.80	999,999.00
04/09/26	0088359	Public Broadcasting Service	5840 Equipment	864,517.20	999,999.00
04/09/26	0088360	Public Broadcasting Service	5840 Equipment	354,819.00	354,819.00
04/09/26	0088361	Public Broadcasting Service	5665 Network Prog Service	72,951.80	729,518.00
04/09/26	0088361	Public Broadcasting Service	5840 Equipment	656,566.20	729,518.00
04/09/26	0088362	QTI Consulting Inc	5357 Professional & Consult	3,745.00	3,745.00
04/09/26	0088363	Quadient Inc Dept 3689	5259 Postage	4,000.00	4,000.00
04/09/26	0088364	Quick Fuel	5230 Classroom & Lab Supp	1,809.41	1,809.41
04/09/26	0088365	John R. Quinlan	5363 Officials	630.00	630.00
04/09/26	0088366	Rams Contracting Ltd	5830 Imprvmnts/Remdling	1,569.45	1,569.45
04/09/26	0088367	Royle Printing Co	5260 Printing & Duplicating	12,187.44	12,187.44
04/09/26	0088368	Russell Metals	5230 Classroom & Lab Supp	3,058.00	3,646.00
04/09/26	0088368	Russell Metals	5235 Instructional Material	588.00	3,646.00
04/09/26	0088369	School Specialty, LLC	5230 Classroom & Lab Supp	79.70	79.70
04/09/26	0088370	Michael N. Schuett	5363 Officials	490.00	490.00
04/09/26	0088371	Staples Business Advantage	5230 Classroom & Lab Supp	976.58	8,661.86
04/09/26	0088371	Staples Business Advantage	5241 Office Supplies	4,713.35	8,661.86
04/09/26	0088371	Staples Business Advantage	5242 Operating Supplies	51.23	8,661.86
04/09/26	0088371	Staples Business Advantage	5243 Other Supplies	2,614.29	8,661.86
04/09/26	0088371	Staples Business Advantage	5501 Student Activities	306.41	8,661.86
04/09/26	0088372	Maxwell Steiner	5363 Officials	245.00	245.00

## Board Bill List by Check No. - Checks Issued in April 2026

Page 4

Check Date	Check Number	Vendor Name	Classification	Description	Object Amount	Check Amount
04/09/26	0088373	T E Interiors Inc	5840	Equipment	2,790.00	2,790.00
04/09/26	0088374	Toddliz Inc	5247	Special Occasions	168.51	168.51
04/09/26	0088375	Tosamillers Inc	5243	Other Supplies	153.29	153.29
04/09/26	0088376	Total Water Treatment Systems, Inc.	5281	Classroom/Lab Eq. Rep.	292.50	292.50
04/09/26	0088377	TriMark Marlinn LLC	5714	Classroom & Lab Supplies	496.12	496.12
04/09/26	0088378	Truck Fleet Services LLC	5281	Classroom/Lab Eq. Rep.	112.70	112.70
04/09/26	0088379	The Trade Milwaukee	5243	Other Supplies	2,101.25	2,101.25
04/09/26	0088380	Mr. Thomas L. Ueberroth	5363	Officials	210.00	210.00
04/09/26	0088381	Uline, Inc	5243	Other Supplies	1,512.30	1,512.30
04/09/26	0088382	UPS	5259	Postage	30.60	30.60
04/09/26	0088383	Veritiv Operating Company	5238	Maint. & Cust. Supp	1,554.53	1,554.53
04/09/26	0088384	Versiti Wisconsin, Inc.	5230	Classroom & Lab Supp	384.00	384.00
04/09/26	0088385	Vocational Professionals Inc	5355	Other Contracted Serv.	1,890.50	1,890.50
04/09/26	0088386	Jason D. Werth	5363	Officials	245.00	245.00
04/09/26	0088387	Jonathon Wild	5363	Officials	245.00	245.00
04/09/26	0088388	Cierra P. Wilson	5840	Equipment	1,300.00	1,300.00
04/16/26	0088393	AAA Acme Lock Co Inc	5238	Maint. & Cust. Supp	211.51	211.51
04/16/26	0088394	Secure Information Destruction LLC	5359	Waste Disposal	1,039.50	1,039.50
04/16/26	0088395	ACT Education Corp	5243	Other Supplies	121.50	121.50
04/16/26	0088397	Aircraft Spruce & Specialty Co	5230	Classroom & Lab Supp	416.90	416.90
04/16/26	0088398	American Association of	5714	Classroom & Lab Supplies	1,125.00	1,125.00
04/16/26	0088399	American Foundation for	5357	Professional & Consult	1,350.00	1,350.00
04/16/26	0088400	American Medical Technologists	5714	Classroom & Lab Supplies	750.00	750.00
04/16/26	0088401	Anchor Printing Inc	5260	Printing & Duplicating	1,485.88	1,485.88
04/16/26	0088402	ASW Machinery Inc	5230	Classroom & Lab Supp	432.70	3,799.36
04/16/26	0088402	ASW Machinery Inc	5281	Classroom/Lab Eq. Rep.	3,366.66	3,799.36
04/16/26	0088403	AT&T	5454	Telephone	1,393.04	1,393.04
04/16/26	0088404	B&h Photo Video	5230	Classroom & Lab Supp	527.04	8,917.04
04/16/26	0088404	B&h Photo Video	5840	Equipment	8,390.00	8,917.04
04/16/26	0088405	Batzner Pest Management Inc	5355	Other Contracted Serv.	306.44	306.44
04/16/26	0088406	Donald Baumgart	5363	Officials	684.00	684.00
04/16/26	0088407	Bearings Incorporated South	5238	Maint. & Cust. Supp	184.00	184.00
04/16/26	0088408	Micah Bertin	5241	Office Supplies	1,890.00	1,890.00
04/16/26	0088409	Blain Supply Inc	5243	Other Supplies	199.00	199.00
04/16/26	0088410	Boehm Madisen Lumber Co Inc	5230	Classroom & Lab Supp	955.62	955.62
04/16/26	0088411	Bound Tree Medical	5230	Classroom & Lab Supp	8,336.28	8,336.28
04/16/26	0088412	Brad Bach	5363	Officials	210.00	210.00
04/16/26	0088413	Elisha Brown	5243	Other Supplies	250.00	250.00
04/16/26	0088414	Butters Fetting Co Inc	5355	Other Contracted Serv.	17,447.83	17,447.83
04/16/26	0088415	C & C Designs Ltd	5243	Other Supplies	720.00	720.00
04/16/26	0088416	Randall T. Casey	5203	Meals	400.00	400.00
04/16/26	0088417	Channel 49 Limited Partnership	5355	Other Contracted Serv.	3,020.00	3,020.00
04/16/26	0088418	Cintas	5355	Other Contracted Serv.	1,341.50	1,341.50
04/16/26	0088419	Cintas Corporation Floor Mats	5355	Other Contracted Serv.	444.10	444.10
04/16/26	0088420	City of Mequon	5455	Water	3,386.11	3,386.11
04/16/26	0088421	Combat Brands LLC	5243	Other Supplies	339.95	339.95
04/16/26	0088422	David J. Frank Landscape Contractin	5355	Other Contracted Serv.	14,545.00	14,545.00
04/16/26	0088423	Digicopy Inc	5243	Other Supplies	134.40	189.36
04/16/26	0088423	Digicopy Inc	5260	Printing & Duplicating	54.96	189.36
04/16/26	0088424	Mr. David A. Douglas	5363	Officials	210.00	210.00
04/16/26	0088425	Egelhoff Lawn Mower Service	5355	Other Contracted Serv.	797.58	797.58
04/16/26	0088426	FastSigns	5243	Other Supplies	772.00	772.00
04/16/26	0088427	Federal Express Corp	5707	New Book-Resale	52.28	52.28
04/16/26	0088428	GE Medical Systems, Ultrasound & Pr	5840	Equipment	246,450.00	246,450.00
04/16/26	0088429	Global Water Technology, Inc	5238	Maint. & Cust. Supp	3,020.24	3,020.24
04/16/26	0088430	Gloria Kay Uniforms Inc	5711	Supplies-Resale	731.00	731.00
04/16/26	0088431	Go Riteway Transportation	5205	Recruiting	3,837.79	3,837.79
04/16/26	0088432	Gordon Flesch Co Inc	5355	Other Contracted Serv.	9,454.40	9,454.40
04/16/26	0088433	Grafton Ace Hardware	5230	Classroom & Lab Supp	102.50	102.50
04/16/26	0088434	Grimco Inc	5244	Production Supplies	1,288.92	1,288.92
04/16/26	0088435	Diana Gutierrez	5357	Professional & Consult	200.00	200.00
04/16/26	0088436	Henry Schein Dental	5230	Classroom & Lab Supp	849.38	849.38
04/16/26	0088437	Ingram Book Group LLC	5233	Books	1,508.88	1,508.88
04/16/26	0088438	Jason Leitner	5355	Other Contracted Serv.	1,855.62	1,855.62
04/16/26	0088439	Teri L. Junge	5201	Travel Expenses	16.68	16.68

## Board Bill List by Check No. - Checks Issued in April 2026

Check Date	Check Number	Vendor Name	Classification Description	Object Amount	Check Amount
04/16/26	0088440	Kendall Hunt Publishing Company	5241 Office Supplies	606.49	606.49
04/16/26	0088441	Mr. Joseph J. Kuntner	5203 Meals	1,800.00	1,800.00
04/16/26	0088442	Knupp & Watson & Wallman Inc	5270 Advertising	165,296.63	165,296.63
04/16/26	0088443	Landauer Inc	5243 Other Supplies	249.00	249.00
04/16/26	0088444	Latino Chamber of Commerce of SEW I	5652 Contribution & Awards	1,500.00	1,500.00
04/16/26	0088445	Lennox Industries Inc	5201 Travel Expenses	3,575.00	3,575.00
04/16/26	0088446	Mohammed F. M Darawsha	5355 Other Contracted Serv.	700.00	700.00
04/16/26	0088447	Magna Publications Inc	5220 Membership & Subscript	2,298.00	2,298.00
04/16/26	0088448	Eva M. Martinez Powless	5366 Legal Settlements	156,000.00	156,000.00
04/16/26	0088449	Matco Tools Industrial Vocational S	5230 Classroom & Lab Supp	10.27	10.27
04/16/26	0088450	Medline Industries	5243 Other Supplies	381.30	381.30
04/16/26	0088451	Menards Inc	5238 Maint. & Cust. Supp	735.14	735.14
04/16/26	0088452	Metropolitan Life Insurance Company	2204 Accrued-Fringe Benefit	5,031.00	5,031.00
04/16/26	0088453	SLE Technologies Inc	5840 Equipment	2,017.20	2,017.20
04/16/26	0088454	Milwaukee Water Works	5455 Water	2,342.46	2,342.46
04/16/26	0088455	MSA Safety Sales LLC	5243 Other Supplies	352.08	2,717.08
04/16/26	0088455	MSA Safety Sales LLC	5248 Classrm/Lab Equip.	2,365.00	2,717.08
04/16/26	0088456	MWH Law Group LLP	5361 Legal Services	1,396.00	1,396.00
04/16/26	0088457	Napa Auto Parts	5230 Classroom & Lab Supp	1,848.38	1,848.38
04/16/26	0088458	Napa Auto Parts	5230 Classroom & Lab Supp	22.35	22.35
04/16/26	0088459	Nassco Inc	5238 Maint. & Cust. Supp	714.65	714.65
04/16/26	0088460	Neher Electric Supply Inc	5238 Maint. & Cust. Supp	2,308.20	2,308.20
04/16/26	0088461	Keith C. Nelson	5840 Equipment	125.00	125.00
04/16/26	0088462	Joseph E. Olson	5363 Officials	140.00	140.00
04/16/26	0088463	One Source Staffing Inc	5351 Cleaning Services	20,510.77	42,093.61
04/16/26	0088463	One Source Staffing Inc	5352 Contracted Employment	21,582.84	42,093.61
04/16/26	0088464	Orkin Commercial Services	5355 Other Contracted Serv.	166.69	166.69
04/16/26	0088465	Pearls for Teen Girls Inc	5652 Contribution & Awards	3,000.00	3,000.00
04/16/26	0088466	Plunkett Raysich Architects LLP	3411 Resd for Encumbrances	146.68	146.68
04/16/26	0088467	Port A John	5355 Other Contracted Serv.	110.00	110.00
04/16/26	0088469	Pritzlaff Wholesale	5704 Groceries-Resale	117.50	117.50
04/16/26	0088470	Smart Interpreting Services	5355 Other Contracted Serv.	2,727.22	2,727.22
04/16/26	0088471	Public Television Major	5660 Affiliation/Mbsps	6,556.00	6,556.00
04/16/26	0088472	Quick Fuel	5230 Classroom & Lab Supp	1,772.83	1,772.83
04/16/26	0088473	John R. Quinlan	5363 Officials	420.00	420.00
04/16/26	0088474	Rote Oil Ltd	5242 Operating Supplies	1,688.45	1,688.45
04/16/26	0088475	Scott D. Kawczynski LLC	5355 Other Contracted Serv.	361.44	361.44
04/16/26	0088476	Seek Professionals Llc	5352 Contracted Employment	1,352.40	1,352.40
04/16/26	0088477	Shannon Slates	5363 Officials	200.00	200.00
04/16/26	0088478	Snap-On Industrial	5243 Other Supplies	395.73	395.73
04/16/26	0088479	St Joan Antida High School	5652 Contribution & Awards	1,700.00	1,700.00
04/16/26	0088480	Stanton Chase International Inc	5357 Professional & Consult	15,833.00	15,833.00
04/16/26	0088481	Maxwell Steiner	5363 Officials	245.00	245.00
04/16/26	0088482	Streicher's	5243 Other Supplies	1,499.75	1,499.75
04/16/26	0088483	Sugar Leaf Coffee Roasterie LLC	5704 Groceries-Resale	120.69	120.69
04/16/26	0088484	T E Interiors Inc	5840 Equipment	700.00	700.00
04/16/26	0088485	Tri-Anim Health Services Inc	5230 Classroom & Lab Supp	71.70	71.70
04/16/26	0088486	TriMark Marlinn LLC	5714 Classroom & Lab Supplies	450.94	450.94
04/16/26	0088487	Truck Fleet Services LLC	5281 Classroom/Lab Eq. Rep.	5,191.03	6,420.50
04/16/26	0088487	Truck Fleet Services LLC	5355 Other Contracted Serv.	1,229.47	6,420.50
04/16/26	0088488	UNITED COMMUNITY CENTER-UCC	5652 Contribution & Awards	5,500.00	5,500.00
04/16/26	0088489	Mike Vang	5201 Travel Expenses	497.01	497.01
04/16/26	0088490	ReliaStar Life Insurance Co	2204 Accrued-Fringe Benefit	9,321.96	9,321.96
04/16/26	0088491	Elizabeth M. Walsh	5201 Travel Expenses	1,051.65	5,850.98
04/16/26	0088491	Elizabeth M. Walsh	5668 Program Production	4,799.33	5,850.98
04/16/26	0088492	Walsworth Publishing Company Inc	5260 Printing & Duplicating	25,297.38	25,297.38
04/16/26	0088493	Wisconsin Educational Communications Board	5355 Other Contracted Serv.	68,394.86	68,394.86
04/16/26	0088494	Wisconsin Industrial	5281 Classroom/Lab Eq. Rep.	1,462.00	1,462.00
04/16/26	0088495	Wisconsin Newspaper Association	5355 Other Contracted Serv.	100.00	100.00
04/16/26	0088496	Wisconsin Public Television	5243 Other Supplies	380.00	380.00
04/16/26	0088497	WUWM Milwaukee Public Radio	5270 Advertising	4,380.75	4,380.75
04/23/26	0088502	Secure Information Destruction LLC	5355 Other Contracted Serv.	126.00	1,207.50
04/23/26	0088502	Secure Information Destruction LLC	5359 Waste Disposal	1,081.50	1,207.50
04/23/26	0088503	Advanced Welding Supply Co Inc	5230 Classroom & Lab Supp	278.96	278.96
04/23/26	0088504	Alldata LLC	5840 Equipment	12,225.00	12,225.00

## Board Bill List by Check No. - Checks Issued in April 2026

Page 6

Check Date	Check Number	Vendor Name	Classification Description	Object Amount	Check Amount
04/23/26	0088505	American Dental Accessories	5243 Other Supplies	434.43	434.43
04/23/26	0088506	American Future Systems	5260 Printing & Duplicating	197.00	197.00
04/23/26	0088507	American Heart Association Inc	5714 Classroom & Lab Supplies	1,972.50	1,972.50
04/23/26	0088508	American Time & Signal Co	5840 Equipment	13,438.31	13,438.31
04/23/26	0088509	Association for Student Conduct Adm	5220 Membership & Subscript	156.00	156.00
04/23/26	0088510	AT&T	5454 Telephone	8,219.46	8,219.46
04/23/26	0088511	At&t Long Distance	5454 Telephone	315.20	315.20
04/23/26	0088512	At&t Mobillity	5454 Telephone	2,482.36	2,482.36
04/23/26	0088513	Bryce Aubart	5363 Officials	390.00	390.00
04/23/26	0088514	B&h Photo Video	5840 Equipment	12,919.71	12,919.71
04/23/26	0088515	Badge Buddies LLC	5230 Classroom & Lab Supp	59.40	59.40
04/23/26	0088516	Baked MKE - Rachel Schmidbauer	5704 Groceries-Resale	425.00	425.00
04/23/26	0088517	BankMobile Technologies Inc	5355 Other Contracted Serv.	2,810.00	2,810.00
04/23/26	0088518	Batzner Pest Management Inc	5355 Other Contracted Serv.	89.05	89.05
04/23/26	0088519	Blair Fire Protection LLC	5830 Imprvmnts/Remdling	2,348.04	2,348.04
04/23/26	0088520	Bound Tree Medical	5230 Classroom & Lab Supp	241.18	2,204.19
04/23/26	0088520	Bound Tree Medical	5248 Classrm/Lab Equip.	692.99	2,204.19
04/23/26	0088520	Bound Tree Medical	5840 Equipment	1,270.02	2,204.19
04/23/26	0088521	Butters Fetting Co Inc	5355 Other Contracted Serv.	1,002.99	12,469.06
04/23/26	0088521	Butters Fetting Co Inc	5830 Imprvmnts/Remdling	11,466.07	12,469.06
04/23/26	0088522	Carlin Horticultural Supplies	5230 Classroom & Lab Supp	743.16	743.16
04/23/26	0088523	Carolina Academic Press	5707 New Book-Resale	237.32	237.32
04/23/26	0088524	Chefs Warehouse Midwest Llc Chefs W	5704 Groceries-Resale	501.04	501.04
04/23/26	0088525	Cintas	5355 Other Contracted Serv.	1,341.50	1,341.50
04/23/26	0088526	Cintas Corporation Floor Matts	5355 Other Contracted Serv.	180.80	180.80
04/23/26	0088527	Clearwing Productions Inc	5840 Equipment	12,896.75	12,896.75
04/23/26	0088528	Cozzini Bros Inc	5714 Classroom & Lab Supplies	93.65	93.65
04/23/26	0088529	Cummins Inc.	5355 Other Contracted Serv.	2,467.82	2,467.82
04/23/26	0088530	Reginald Davis	5363 Officials	245.00	245.00
04/23/26	0088531	Robert DeLeonardis	5363 Officials	245.00	245.00
04/23/26	0088532	Digital Strategy Works LLC	5355 Other Contracted Serv.	9,000.00	9,000.00
04/23/26	0088533	Mr. David A. Douglas	5363 Officials	210.00	210.00
04/23/26	0088534	Economic Modeling LLC dba Lightcast	5355 Other Contracted Serv.	7,499.50	7,499.50
04/23/26	0088535	Egelhoff Lawn Mower Service	5355 Other Contracted Serv.	1,039.95	1,039.95
04/23/26	0088536	Elsevier	5840 Equipment	13,741.21	13,741.21
04/23/26	0088537	FairWave Holdings	5704 Groceries-Resale	571.30	571.30
04/23/26	0088538	Federal Express Corp	5707 New Book-Resale	14.20	14.20
04/23/26	0088539	Feel Great LLC	5363 Officials	200.00	200.00
04/23/26	0088540	Fisher Scientific Company LLC	5230 Classroom & Lab Supp	870.84	870.84
04/23/26	0088541	Fortune International, LLC	5704 Groceries-Resale	795.32	795.32
04/23/26	0088542	GARDA CL GREAT LAKES INC	5355 Other Contracted Serv.	4,215.72	4,215.72
04/23/26	0088543	GE Precision Healthcare LLC	5840 Equipment	109,900.00	109,900.00
04/23/26	0088544	Germania Seed Co	5230 Classroom & Lab Supp	24.88	24.88
04/23/26	0088545	Theodore Gerstein	5363 Officials	145.00	145.00
04/23/26	0088546	Go Riteway Transporation	5201 Travel Expenses	1,187.45	1,187.45
04/23/26	0088547	Grand Appliance Inc.	5840 Equipment	7,544.00	7,544.00
04/23/26	0088548	Joey Hager	5363 Officials	210.00	210.00
04/23/26	0088549	Hardware Distributors LTD	5230 Classroom & Lab Supp	217.18	217.18
04/23/26	0088550	Hein Electric Supply Co	5355 Other Contracted Serv.	39.07	39.07
04/23/26	0088551	Henry Schein Dental	5230 Classroom & Lab Supp	19.77	3,334.84
04/23/26	0088551	Henry Schein Dental	5243 Other Supplies	3,315.07	3,334.84
04/23/26	0088552	Ingram Book Group LLC	5233 Books	917.09	917.09
04/23/26	0088553	Eric C. Johnson	5363 Officials	245.00	245.00
04/23/26	0088554	Elkhorn Bus Service	5201 Travel Expenses	2,200.00	2,200.00
04/23/26	0088555	JWR Inc	5355 Other Contracted Serv.	9,954.70	9,954.70
04/23/26	0088556	Kilgore International Inc	5230 Classroom & Lab Supp	2,954.80	3,036.35
04/23/26	0088556	Kilgore International Inc	5243 Other Supplies	81.55	3,036.35
04/23/26	0088557	Lamers Bus Lines Inc	5201 Travel Expenses	474.95	1,100.00
04/23/26	0088557	Lamers Bus Lines Inc	5711 Supplies-Resale	625.05	1,100.00
04/23/26	0088558	Lemberg Electric Co Inc	5830 Imprvmnts/Remdling	12,031.20	12,031.20
04/23/26	0088559	Lemberg Electric Company Inc	5355 Other Contracted Serv.	374.63	374.63
04/23/26	0088560	Steven Liddell	5363 Officials	145.00	145.00
04/23/26	0088561	Logan Lott	5363 Officials	245.00	245.00
04/23/26	0088562	Mainstage Theatrical Supply Inc	5281 Classroom/Lab Eq. Rep.	387.55	387.55
04/23/26	0088563	Master Medical Equipment LLC	5248 Classrm/Lab Equip.	20,000.00	20,000.00

Check Date	Check Number	Vendor Name	Classification Description	Object Amount	Check Amount
04/23/26	0088564	Matheson Tri-Gas	5230 Classroom & Lab Supp	361.94	361.94
04/23/26	0088565	Matheson Tri-Gas, Inc #3028	5230 Classroom & Lab Supp	1,113.70	1,113.70
04/23/26	0088566	Menards Inc	5230 Classroom & Lab Supp	46.14	114.09
04/23/26	0088566	Menards Inc	5238 Maint. & Cust. Supp	67.95	114.09
04/23/26	0088567	Menards Inc	5238 Maint. & Cust. Supp	147.85	147.85
04/23/26	0088568	MSC Industrial Supply Co Inc	5230 Classroom & Lab Supp	157.64	157.64
04/23/26	0088569	Napa Auto Parts	5230 Classroom & Lab Supp	574.17	951.87
04/23/26	0088569	Napa Auto Parts	5243 Other Supplies	377.70	951.87
04/23/26	0088570	Napa Auto Parts	5230 Classroom & Lab Supp	182.04	182.04
04/23/26	0088571	NCS Pearson Inc	5230 Classroom & Lab Supp	169.40	169.40
04/23/26	0088572	Nesnah Group LLC	5230 Classroom & Lab Supp	695.36	695.36
04/23/26	0088573	Northcott Neighborhood House	5668 Program Production	1,800.00	1,800.00
04/23/26	0088574	Joseph E. Olson	5363 Officials	140.00	140.00
04/23/26	0088575	Plunkett Raysich Architects LLP	3411 Resd for Encumbrances	1,319.82	1,600.00
04/23/26	0088575	Plunkett Raysich Architects LLP	5830 Imprvmnts/Remdling	280.18	1,600.00
04/23/26	0088576	APLPD HOLDCO INC	5355 Other Contracted Serv.	82.95	82.95
04/23/26	0088577	Port-A-John	5355 Other Contracted Serv.	220.00	220.00
04/23/26	0088578	Pritzlaff Wholesale	5704 Groceries-Resale	685.33	685.33
04/23/26	0088579	Quick Fuel	5230 Classroom & Lab Supp	3,108.33	3,108.33
04/23/26	0088580	Riedel Sports Inc	5270 Advertising	988.80	988.80
04/23/26	0088581	Baird, Robert W & Co	5970 Admin Exp-Debt Service	13,000.00	13,000.00
04/23/26	0088582	Ms. Rosalie A. Robison	5840 Equipment	700.00	700.00
04/23/26	0088583	Rote Oil Ltd	5238 Maint. & Cust. Supp	3,378.54	4,952.87
04/23/26	0088583	Rote Oil Ltd	5242 Operating Supplies	1,574.33	4,952.87
04/23/26	0088584	Russell Metals	5230 Classroom & Lab Supp	166.00	166.00
04/23/26	0088585	Salesforce Inc	5220 Membership & Subscript	6,828.84	6,828.84
04/23/26	0088586	Michael N. Schuett	5363 Officials	245.00	245.00
04/23/26	0088587	Seek Professionals Llc	5352 Contracted Employment	2,692.80	2,692.80
04/23/26	0088588	Shelly Rosenquist	5840 Equipment	700.00	700.00
04/23/26	0088589	Spanish Journal Inc	5830 Imprvmnts/Remdling	250.00	250.00
04/23/26	0088590	Maxwell Steiner	5363 Officials	245.00	245.00
04/23/26	0088591	Stone Creek Coffee Roasters	5704 Groceries-Resale	1,516.00	1,516.00
04/23/26	0088592	Straight Track Services LLC	5355 Other Contracted Serv.	840.00	840.00
04/23/26	0088593	Streicher's	5840 Equipment	277.25	277.25
04/23/26	0088594	Team Extreme LLC	5363 Officials	594.00	594.00
04/23/26	0088595	Testrite Instruments Company	5244 Production Supplies	534.89	534.89
04/23/26	0088596	Truck Fleet Services LLC	5281 Classroom/Lab Eq. Rep.	4,760.85	4,912.59
04/23/26	0088596	Truck Fleet Services LLC	5355 Other Contracted Serv.	151.74	4,912.59
04/23/26	0088597	The Mascot Organization	5243 Other Supplies	648.00	648.00
04/23/26	0088598	Uline, Inc	5243 Other Supplies	1,002.80	1,002.80
04/23/26	0088599	United Rentals (NORTH AMERICA)	5281 Classroom/Lab Eq. Rep.	339.58	339.58
04/23/26	0088600	UPS	5259 Postage	5.00	5.00
04/23/26	0088601	Veritiv Operating Company	5238 Maint. & Cust. Supp	427.20	427.20
04/23/26	0088602	Kevin Wall	5363 Officials	145.00	145.00
04/23/26	0088603	Wallcur Inc	5230 Classroom & Lab Supp	6,143.14	6,143.14
04/23/26	0088604	Welders Supply Company	5230 Classroom & Lab Supp	1,142.90	1,142.90
04/23/26	0088605	Western Interstate Commission for H	5220 Membership & Subscript	3,600.00	3,600.00
04/23/26	0088606	Winter Services LLC	5358 Snow Removal	20,760.97	20,760.97
04/23/26	0088607	Wisconsin Firewood Co	5242 Operating Supplies	1,050.00	1,050.00
04/23/26	0088608	XMPie Inc	5355 Other Contracted Serv.	9,110.00	9,110.00
04/30/26	0088613	1EdTech Consortium Inc	5220 Membership & Subscript	3,000.00	3,000.00
04/30/26	0088614	414LORAL LLC	5243 Other Supplies	376.00	376.00
04/30/26	0088615	4IMPRINT	5243 Other Supplies	4,484.96	6,359.94
04/30/26	0088615	4IMPRINT	5270 Advertising	1,874.98	6,359.94
04/30/26	0088616	5 Corners Dodge Inc	5281 Classroom/Lab Eq. Rep.	563.90	563.90
04/30/26	0088617	AAA Acme Lock Co Inc	5830 Imprvmnts/Remdling	1,658.14	1,658.14
04/30/26	0088618	Secure Information Destruction LLC	5355 Other Contracted Serv.	126.00	1,165.50
04/30/26	0088618	Secure Information Destruction LLC	5359 Waste Disposal	1,039.50	1,165.50
04/30/26	0088619	Accreditation Review Council	5220 Membership & Subscript	500.00	500.00
04/30/26	0088620	Aircraft Spruce & Specialty Co	5230 Classroom & Lab Supp	265.60	265.60
04/30/26	0088621	Akrit	5281 Classroom/Lab Eq. Rep.	2,376.04	2,376.04
04/30/26	0088622	Ruth R. Arcos-Piedra	5201 Travel Expenses	341.85	341.85
04/30/26	0088623	Armond Dalton Publishers Inc	5707 New Book-Resale	816.52	816.52
04/30/26	0088624	ASC1 Inc	5281 Classroom/Lab Eq. Rep.	6,024.42	6,024.42
04/30/26	0088625	Associated Sales & Bag Company	5243 Other Supplies	237.60	237.60

## Board Bill List by Check No. - Checks Issued in April 2026

Page 8

Check Date	Check Number	Vendor Name	Classification	Description	Object Amount	Check Amount
04/30/26	0088626	AT&T	5454	Telephone	2,648.94	2,648.94
04/30/26	0088627	Atlas Copco Compressor LLC	5355	Other Contracted Serv.	5,186.52	5,186.52
04/30/26	0088628	B&h Photo Video	5840	Equipment	10,121.04	10,121.04
04/30/26	0088629	Badger Thermal Unlimited LLC	5238	Maint. & Cust. Supp	56.41	56.41
04/30/26	0088630	Baked MKE - Rachel Schmidbauer	5704	Groceries-Resale	804.00	804.00
04/30/26	0088631	Batzner Pest Management Inc	5355	Other Contracted Serv.	323.92	323.92
04/30/26	0088632	Bear Construction Company	3411	Resd for Encumbrances	220,390.20	236,922.67
04/30/26	0088632	Bear Construction Company	5830	Imprvmnts/Remdling	16,532.47	236,922.67
04/30/26	0088633	Blain Supply Inc	5243	Other Supplies	199.99	199.99
04/30/26	0088634	Building Controls & Solutions LLC	5238	Maint. & Cust. Supp	384.20	384.20
04/30/26	0088635	Buy Right Auto Inc	5230	Classroom & Lab Supp	1,578.52	1,578.52
04/30/26	0088636	Carl Bloom Associates Inc	5260	Printing & Duplicating	344.81	344.81
04/30/26	0088637	Carlin Horticultural Supplies	5230	Classroom & Lab Supp	290.07	290.07
04/30/26	0088638	Randall T. Casey	5203	Meals	400.00	400.00
04/30/26	0088639	Cintas	5355	Other Contracted Serv.	1,345.48	1,345.48
04/30/26	0088640	Cintas Corporation Floor Mats	5355	Other Contracted Serv.	688.30	688.30
04/30/26	0088641	Cohere Beauty Omaha Inc	5243	Other Supplies	515.78	515.78
04/30/26	0088642	Condor Aviation Inc	5230	Classroom & Lab Supp	4,520.00	4,520.00
04/30/26	0088643	Exelon Corporation	5450	Gas	28,537.22	28,537.22
04/30/26	0088644	Cook Specialty Co Inc	5704	Groceries-Resale	142.14	142.14
04/30/26	0088645	County of Milwaukee	5355	Other Contracted Serv.	594.00	594.00
04/30/26	0088646	Crescent Electric Supply Co	5238	Maint. & Cust. Supp	157.52	157.52
04/30/26	0088647	Custom Truck One Source Lp	5840	Equipment	258,320.32	258,320.32
04/30/26	0088648	D2G Group LLC	5243	Other Supplies	293.09	293.09
04/30/26	0088649	Daddy's Soul Food & Grille LLC	2325	Misc. Clubs Pay.	1,895.00	1,895.00
04/30/26	0088650	Daily Reporter Bridge Tower OpCo LL	5830	Imprvmnts/Remdling	846.68	846.68
04/30/26	0088651	Deanna Steinmetz	5247	Special Occasions	545.94	545.94
04/30/26	0088652	Displai Systems Inc	5840	Equipment	10,272.00	10,272.00
04/30/26	0088653	Elementar Americas Inc	5840	Equipment	43,874.84	43,874.84
04/30/26	0088654	Elsevier	5714	Classroom & Lab Supplies	2,212.00	2,212.00
04/30/26	0088655	Engelhardt Dairy of Wisconsin LLC	5704	Groceries-Resale	4,102.20	4,102.20
04/30/26	0088656	Euna Solutions Inc	5840	Equipment	18,000.00	18,000.00
04/30/26	0088657	FairWave Holdings	5704	Groceries-Resale	582.25	582.25
04/30/26	0088658	FastSigns	5243	Other Supplies	4,844.62	4,844.62
04/30/26	0088659	Federal Express Corp	5707	New Book-Resale	329.35	329.35
04/30/26	0088660	Franklin Business Park Consortium	5220	Membership & Subscript	100.00	100.00
04/30/26	0088661	Gannett Wisconsin Localiq	5271	Legal Notices	1,169.88	1,169.88
04/30/26	0088662	General Communications Inc	5840	Equipment	9,807.20	9,807.20
04/30/26	0088663	Global Equipment Company Inc	5840	Equipment	1,811.41	1,811.41
04/30/26	0088664	Gloria Kay Uniforms Inc	5711	Supplies-Resale	722.00	722.00
04/30/26	0088665	Go Riteway Transporation	5205	Recruiting	1,465.39	1,465.39
04/30/26	0088666	Grafton Ace Hardware	5230	Classroom & Lab Supp	114.94	114.94
04/30/26	0088667	Grand Appliance Inc.	5840	Equipment	4,650.00	4,650.00
04/30/26	0088668	H Steffen Enterprises	5355	Other Contracted Serv.	1,440.00	1,440.00
04/30/26	0088669	Henry Schein Dental	5230	Classroom & Lab Supp	5,180.39	5,180.39
04/30/26	0088670	Holiday Wholesale Inc.	5704	Groceries-Resale	4,432.90	4,432.90
04/30/26	0088671	Mr. Joe'Mar J. Hooper	5352	Contracted Employment	1,437.50	1,437.50
04/30/26	0088672	Howmedica Osteonics Dba Stryker Ins	5840	Equipment	27,420.40	27,420.40
04/30/26	0088673	Hu-Friedy Mfg Co Inc	5230	Classroom & Lab Supp	222.12	222.12
04/30/26	0088674	Illinois Valley Community College	5419	Building Rental	350.00	350.00
04/30/26	0088675	Jackson Maccudden Inc	5830	Imprvmnts/Remdling	9,625.00	9,625.00
04/30/26	0088676	Jobelephant.com Inc	5840	Equipment	6,796.60	6,796.60
04/30/26	0088677	JPW Industries Inc	5230	Classroom & Lab Supp	150.15	150.15
04/30/26	0088678	Keystone Automotive Industries	5230	Classroom & Lab Supp	1,376.92	1,376.92
04/30/26	0088679	Mr. Joseph J. Kuntner	5203	Meals	1,200.00	1,200.00
04/30/26	0088680	Landauer Inc	5230	Classroom & Lab Supp	1,065.85	1,065.85
04/30/26	0088681	Level Up Construction	5830	Imprvmnts/Remdling	109,176.85	109,176.85
04/30/26	0088682	Liquid Environmental Solutions of T	5355	Other Contracted Serv.	585.00	585.00
04/30/26	0088683	M & M Tree Service	5355	Other Contracted Serv.	2,700.00	2,700.00
04/30/26	0088684	Matco Tools Industrial Vocational S	5230	Classroom & Lab Supp	41.87	41.87
04/30/26	0088685	Matheson Tri-Gas, Inc #3028	5230	Classroom & Lab Supp	876.17	876.17
04/30/26	0088686	Medical Shipment LLC	5840	Equipment	21,997.00	21,997.00
04/30/26	0088687	Medline Industries	5230	Classroom & Lab Supp	346.05	5,666.45
04/30/26	0088687	Medline Industries	5840	Equipment	5,320.40	5,666.45
04/30/26	0088688	Menards Inc	5238	Maint. & Cust. Supp	218.49	218.49

## Board Bill List by Check No. - Checks Issued in April 2026

Page 9

Check Date	Check Number	Vendor Name	Classification Description	Object Amount	Check Amount
04/30/26	0088689	Midland Paper Company	5244 Production Supplies	2,770.00	2,770.00
04/30/26	0088690	Napa Auto Parts	5230 Classroom & Lab Supp	75.36	75.36
04/30/26	0088691	Nassco Inc	5238 Maint. & Cust. Supp	580.75	53,467.76
04/30/26	0088691	Nassco Inc	5840 Equipment	52,887.01	53,467.76
04/30/26	0088692	National Restaurant	5230 Classroom & Lab Supp	127.34	127.34
04/30/26	0088693	Neher Electric Supply Inc	5238 Maint. & Cust. Supp	1,248.70	1,248.70
04/30/26	0088694	Nowak Dental Supplies, Inc.	5230 Classroom & Lab Supp	120.00	120.00
04/30/26	0088695	One Source Staffing Inc	5351 Cleaning Services	1,201.45	6,082.46
04/30/26	0088695	One Source Staffing Inc	5352 Contracted Employment	4,881.01	6,082.46
04/30/26	0088696	Orkin Commercial Services	5355 Other Contracted Serv.	166.69	166.69
04/30/26	0088697	Pepsi Beverages Company	5704 Groceries-Resale	16,594.49	16,594.49
04/30/26	0088698	Pitney Bowes Global Financial Services	5840 Equipment	29,565.10	29,565.10
04/30/26	0088699	Postmaster	5259 Postage	1,792.51	1,792.51
04/30/26	0088700	Smart Interpreting Services	5355 Other Contracted Serv.	575.61	575.61
04/30/26	0088701	PTG Live Events LLC	5243 Other Supplies	8,087.80	8,087.80
04/30/26	0088702	Push Pin Travel Maps	5243 Other Supplies	1,295.96	1,295.96
04/30/26	0088703	Quick Fuel	5230 Classroom & Lab Supp	2,276.38	2,276.38
04/30/26	0088704	Reliant Fire Apparatus Inc	5243 Other Supplies	115.77	115.77
04/30/26	0088705	Riedel Sports Inc	5270 Advertising	2,102.75	2,102.75
04/30/26	0088706	Russell Metals	5230 Classroom & Lab Supp	2,974.00	2,974.00
04/30/26	0088707	Skillful Communications Inc	5840 Equipment	13,275.00	13,275.00
04/30/26	0088708	Spanish Journal Inc	5830 Imprvmnts/Remdling	200.00	200.00
04/30/26	0088709	Terra LLC	5355 Other Contracted Serv.	538.16	538.16
04/30/26	0088710	TriMark Marlinn LLC	5714 Classroom & Lab Supplies	1,742.60	1,742.60
04/30/26	0088711	Truck Fleet Services LLC	5281 Classroom/Lab Eq. Rep.	2,096.34	3,399.93
04/30/26	0088711	Truck Fleet Services LLC	5355 Other Contracted Serv.	1,303.59	3,399.93
04/30/26	0088712	Uline, Inc	5243 Other Supplies	383.39	383.39
04/30/26	0088713	United States Postal Service	5259 Postage	302.68	302.68
04/30/26	0088714	United Way of Greater Milwaukee	5243 Other Supplies	1,400.00	1,400.00
04/30/26	0088715	Universal Companies	5230 Classroom & Lab Supp	3,692.36	3,692.36
04/30/26	0088716	University of Chicago	5243 Other Supplies	2,436.01	2,436.01
04/30/26	0088717	University of Chicago	5233 Books	49.50	49.50
04/30/26	0088718	Veritiv Operating Company	5238 Maint. & Cust. Supp	12,986.01	12,986.01
04/30/26	0088719	Gene Vicari	5270 Advertising	250.00	250.00
04/30/26	0088720	Waukesha Oil & Automotive Equipment	5355 Other Contracted Serv.	940.00	940.00
04/30/26	0088721	Wisconsin Electric Power Co	5450 Gas	3,617.50	12,324.59
04/30/26	0088721	Wisconsin Electric Power Co	5452 Electricity	8,707.09	12,324.59
04/30/26	0088722	Wisconsin Library Services Inc	5840 Equipment	58,486.00	58,486.00
04/30/26	0088723	WiscNet	5282 Off. General Eq. Rep.	250.00	250.00
04/30/26	0088724	Wisconsin Firewood Co	5242 Operating Supplies	3,525.00	3,525.00
04/30/26	0088725	Wisconsin Public Television	5243 Other Supplies	40.00	40.00
04/30/26	0088726	Wolter, Inc	5355 Other Contracted Serv.	2,019.53	2,019.53
04/02/26	0405287	Samantha G. De Forest-Davis	5201 Travel Expenses	55.83	55.83
04/02/26	0405288	Darryll L. Fortune	5201 Travel Expenses	262.36	262.36
04/02/26	0405289	Jeannette R. Glover	5201 Travel Expenses	136.55	136.55
04/02/26	0405290	Ms. Patricia Gomez	5668 Program Production	190.00	190.00
04/02/26	0405291	Tiffany M. Kelly	5201 Travel Expenses	118.17	118.17
04/02/26	0405292	Phillip J. King	5201 Travel Expenses	871.38	871.38
04/02/26	0405293	Mr. Steven D. Midthun	5201 Travel Expenses	84.68	84.68
04/02/26	0405294	Jonathan C. Mies	5201 Travel Expenses	367.80	367.80
04/02/26	0405295	Joshua R. Montavon	5201 Travel Expenses	312.00	312.00
04/02/26	0405296	Arlene A. Roche	5201 Travel Expenses	162.40	162.40
04/02/26	0405297	Accuweather Inc	5674 Technical Operations	650.00	650.00
04/02/26	0405298	Baker Tilly Virchow Krause LLP	5357 Professional & Consult	9,064.00	9,064.00
04/02/26	0405299	Caspian Technology Concepts LLC	5830 Imprvmnts/Remdling	6,910.33	6,910.33
04/02/26	0405300	CDW Government Inc	5840 Equipment	11,642.00	11,642.00
04/02/26	0405301	Cintas Corporation	5355 Other Contracted Serv.	1,415.00	1,415.00
04/02/26	0405302	Concord Consulting Group of IL Inc	3411 Resd for Encumbrances	1,500.00	6,000.00
04/02/26	0405302	Concord Consulting Group of IL Inc	5830 Imprvmnts/Remdling	4,500.00	6,000.00
04/02/26	0405303	Cotter Consulting Inc	3411 Resd for Encumbrances	9,081.00	9,081.00
04/02/26	0405304	W. W. Grainger, Inc	5230 Classroom & Lab Supp	4,501.87	6,097.43
04/02/26	0405304	W. W. Grainger, Inc	5238 Maint. & Cust. Supp	865.96	6,097.43
04/02/26	0405304	W. W. Grainger, Inc	5714 Classroom & Lab Supplies	729.60	6,097.43
04/02/26	0405305	Grunau Co Inc	5355 Other Contracted Serv.	10,578.79	10,578.79
04/02/26	0405306	Hatch Staffing Services Inc	5355 Other Contracted Serv.	710.43	710.43

## Board Bill List by Check No. - Checks Issued in April 2026

Page 10

Check Date	Check Number	Vendor Name	Classification	Description	Object Amount	Check Amount
04/02/26	0405307	Itu Absorb Tech Inc	5355	Other Contracted Serv.	66.30	66.30
04/02/26	0405308	Johnson Controls Building Solutions	5355	Other Contracted Serv.	4,064.64	4,064.64
04/02/26	0405309	Key Code Media	5840	Equipment	36,916.57	36,916.57
04/02/26	0405310	LHH Recruitment Solutions Inc	5352	Contracted Employment	3,428.98	8,933.04
04/02/26	0405310	LHH Recruitment Solutions Inc	5355	Other Contracted Serv.	5,504.06	8,933.04
04/02/26	0405311	Minnesota Elevator Inc	5353	Elevator P.M.	12,715.38	13,507.71
04/02/26	0405311	Minnesota Elevator Inc	5355	Other Contracted Serv.	792.33	13,507.71
04/02/26	0405312	Montegonet Solutions Llc	3411	Resd for Encumbrances	36,051.96	36,051.96
04/02/26	0405313	Mueller Communications LLC	5357	Professional & Consult	10,245.60	10,245.60
04/02/26	0405314	N Schmidt - Reward Strategies, Llc	5357	Professional & Consult	2,082.50	2,082.50
04/02/26	0405315	Occupational Health Centers	5355	Other Contracted Serv.	48.00	48.00
04/02/26	0405316	Packerland Rent-A-Mat Inc	5355	Other Contracted Serv.	4,288.73	4,288.73
04/02/26	0405317	Papas Bakery Inc	5704	Groceries-Resale	2,543.61	2,543.61
04/02/26	0405318	Personnel Specialists LLC	5352	Contracted Employment	1,656.50	1,656.50
04/02/26	0405319	Programming Service	5355	Other Contracted Serv.	5,550.00	5,550.00
04/02/26	0405320	Safeway Pest Management Co Inc	5355	Other Contracted Serv.	170.00	170.00
04/02/26	0405321	San-A-Care Inc	5238	Maint. & Cust. Supp	1,194.23	1,194.23
04/02/26	0405322	Seek Incorporated	5351	Cleaning Services	3,532.32	4,839.52
04/02/26	0405322	Seek Incorporated	5352	Contracted Employment	1,307.20	4,839.52
04/02/26	0405323	Selzer-Ornst Company	3411	Resd for Encumbrances	7,672.88	9,217.88
04/02/26	0405323	Selzer-Ornst Company	5830	Imprvmnts/Remdling	1,545.00	9,217.88
04/02/26	0405324	Staff Electric Co Inc	5243	Other Supplies	12,974.31	27,030.30
04/02/26	0405324	Staff Electric Co Inc	5830	Imprvmnts/Remdling	14,055.99	27,030.30
04/02/26	0405325	T&b Electric Inc	5243	Other Supplies	1,610.00	49,608.00
04/02/26	0405325	T&b Electric Inc	5830	Imprvmnts/Remdling	47,998.00	49,608.00
04/02/26	0405326	US Foods, Inc	5704	Groceries-Resale	17,732.44	20,273.91
04/02/26	0405326	US Foods, Inc	5714	Classroom & Lab Supplies	2,541.47	20,273.91
04/02/26	0405327	Vanguard Computers Inc	5840	Equipment	16,236.40	16,236.40
04/02/26	0405328	VWR International Llc	5230	Classroom & Lab Supp	838.27	838.27
04/02/26	0405329	Xerox Corporation	5282	Off. General Eq. Rep.	2,214.27	2,214.27
04/09/26	0405925	Michael Pfeil	5363	Officials	245.00	245.00
04/09/26	0405926	Frederick K. Roufs	5363	Officials	490.00	490.00
04/09/26	0405927	Mr. Donald R. Wadewitz II	5363	Officials	280.00	280.00
04/09/26	0405928	Airgas Inc	5230	Classroom & Lab Supp	291.53	307.46
04/09/26	0405928	Airgas Inc	5678	Wmvs Transmitter Rep.	15.93	307.46
04/09/26	0405929	Auramke	5243	Other Supplies	3,970.00	3,970.00
04/09/26	0405930	Batteries Plus LLC	5674	Technical Operations	634.02	634.02
04/09/26	0405931	The Boelter Companies Inc	5714	Classroom & Lab Supplies	257.43	257.43
04/09/26	0405932	Caspian Technology Concepts LLC	5840	Equipment	11,475.00	11,475.00
04/09/26	0405933	CDW Government Inc	5282	Off. General Eq. Rep.	1,079.67	160,343.67
04/09/26	0405933	CDW Government Inc	5840	Equipment	159,264.00	160,343.67
04/09/26	0405934	Cintas Corporation	5355	Other Contracted Serv.	2,280.10	2,280.10
04/09/26	0405935	Eaton Corporation	5282	Off. General Eq. Rep.	17,329.28	17,329.28
04/09/26	0405936	Fiinn Scientific Inc	5230	Classroom & Lab Supp	105.66	105.66
04/09/26	0405937	Forest Incentives Ltd	5243	Other Supplies	8,069.22	10,248.37
04/09/26	0405937	Forest Incentives Ltd	5259	Postage	2,179.15	10,248.37
04/09/26	0405938	Full Compass Systems LTD-FBB	5840	Equipment	844.38	844.38
04/09/26	0405939	W. W. Grainger, Inc	5230	Classroom & Lab Supp	351.74	602.81
04/09/26	0405939	W. W. Grainger, Inc	5238	Maint. & Cust. Supp	251.07	602.81
04/09/26	0405940	Grunau Co Inc	5355	Other Contracted Serv.	2,664.18	11,574.24
04/09/26	0405940	Grunau Co Inc	5830	Imprvmnts/Remdling	8,910.06	11,574.24
04/09/26	0405941	GTM HR Consulting Inc	5357	Professional & Consult	6,823.00	6,823.00
04/09/26	0405942	Hatch Staffing Services Inc	5355	Other Contracted Serv.	1,114.40	7,594.40
04/09/26	0405942	Hatch Staffing Services Inc	5840	Equipment	6,480.00	7,594.40
04/09/26	0405943	Hurt Electric Inc	5830	Imprvmnts/Remdling	407,403.84	552,403.84
04/09/26	0405943	Hurt Electric Inc	5840	Equipment	145,000.00	552,403.84
04/09/26	0405944	Interiorscapes, Inc	5355	Other Contracted Serv.	258.49	258.49
04/09/26	0405945	Interstate Parking	5419	Building Rental	30.00	30.00
04/09/26	0405946	Itu Absorb Tech Inc	5355	Other Contracted Serv.	44.66	44.66
04/09/26	0405947	Johnson Controls Building Solutions	5840	Equipment	293,017.00	293,017.00
04/09/26	0405948	Kristin Anderson Incorporated	5355	Other Contracted Serv.	3,150.00	3,150.00
04/09/26	0405949	LHH Recruitment Solutions Inc	5352	Contracted Employment	1,370.70	1,370.70
04/09/26	0405950	McGraw Hill LLC	5706	Inclusive Access	487,092.04	487,092.04
04/09/26	0405951	Michael McLoone Photography	5363	Officials	680.00	680.00
04/09/26	0405952	Minnesota Elevator Inc	5353	Elevator P.M.	264.11	528.22

## Board Bill List by Check No. - Checks Issued in April 2026

Page 11

Check Date	Check Number	Vendor Name	Classification Description	Object Amount	Check Amount
04/09/26	0405952	Minnesota Elevator Inc	5355 Other Contracted Serv.	264.11	528.22
04/09/26	0405953	Pitney Bowes/Presort Service	5259 Postage	1,859.20	1,859.20
04/09/26	0405954	Rev.com Inc	5674 Technical Operations	1,288.22	1,288.22
04/09/26	0405955	Ring & Duchateau LLP	5830 Imprvmnts/Remdling	2,000.00	2,000.00
04/09/26	0405956	Safeway Pest Management Co Inc	5355 Other Contracted Serv.	340.00	340.00
04/09/26	0405957	San-A-Care Inc	5238 Maint. & Cust. Supp	3,013.16	3,013.16
04/09/26	0405958	Service Painting Corporation	5830 Imprvmnts/Remdling	4,800.00	4,800.00
04/09/26	0405959	T&b Electric Inc	5830 Imprvmnts/Remdling	1,300.00	1,300.00
04/09/26	0405960	US Foods, Inc	5704 Groceries-Resale	3,884.10	3,884.10
04/09/26	0405961	Vanguard Computers Inc	5840 Equipment	26,678.34	26,678.34
04/09/26	0405962	VWR International Llc	5230 Classroom & Lab Supp	410.52	410.52
04/09/26	0405963	Wil-Surge Electric	5830 Imprvmnts/Remdling	204,440.00	204,440.00
04/16/26	0410292	Caleb L. Bounds	5203 Meals	600.00	600.00
04/16/26	0410293	Deborah E. Hamlett	5243 Other Supplies	42.48	42.48
04/16/26	0410294	Mr. Andrew D. Lewis	5201 Travel Expenses	390.25	390.25
04/16/26	0410295	Jacqueline C. Malmstadt	5201 Travel Expenses	26.10	26.10
04/16/26	0410296	Marla McKenna	5355 Other Contracted Serv.	178.75	178.75
04/16/26	0410297	Mr. Todd W. Nelson	5201 Travel Expenses	456.60	456.60
04/16/26	0410298	Mary C. Peters-Wojnowiak	5201 Travel Expenses	1,007.73	1,007.73
04/16/26	0410299	Daniel E Pfeifer	5363 Officials	140.00	140.00
04/16/26	0410300	Renee Rettler	5201 Travel Expenses	40.16	40.16
04/16/26	0410301	Frederick K. Roufs	5363 Officials	245.00	245.00
04/16/26	0410302	Mr. Donald R. Wadewitz II	5363 Officials	140.00	140.00
04/16/26	0410303	Yan Wang	5201 Travel Expenses	1,529.34	1,529.34
04/16/26	0410304	Erich J. Zeimantz	5201 Travel Expenses	1,104.33	1,104.33
04/16/26	0410305	ACD Direct	5355 Other Contracted Serv.	10,214.78	10,214.78
04/16/26	0410306	Airgas Inc	5230 Classroom & Lab Supp	704.62	704.62
04/16/26	0410307	Allegiance Fundraising Group, LLC	5260 Printing & Duplicating	29,156.40	29,156.40
04/16/26	0410308	Alro Steel Corporation	5230 Classroom & Lab Supp	1,244.44	1,244.44
04/16/26	0410309	AV Design Group Inc	5840 Equipment	28,230.00	28,230.00
04/16/26	0410310	Batteries Plus LLC	5238 Maint. & Cust. Supp	128.58	128.58
04/16/26	0410311	Boer Architects Inc	3411 Resd for Encumbrances	3,000.00	3,000.00
04/16/26	0410312	Building Service Inc	3411 Resd for Encumbrances	13,341.00	13,341.00
04/16/26	0410313	CDW Government Inc	5282 Off. General Eq. Rep.	3,273.38	162,250.78
04/16/26	0410313	CDW Government Inc	5840 Equipment	158,977.40	162,250.78
04/16/26	0410314	Cintas Corporation	5355 Other Contracted Serv.	1,530.07	1,530.07
04/16/26	0410315	Clothes Clinic Inc	5714 Classroom & Lab Supplies	1,819.46	1,819.46
04/16/26	0410316	Concord Consulting Group of IL Inc	5830 Imprvmnts/Remdling	9,000.00	9,000.00
04/16/26	0410317	Consilience Group LLC	5355 Other Contracted Serv.	4,160.00	16,243.33
04/16/26	0410317	Consilience Group LLC	5357 Professional & Consult	12,083.33	16,243.33
04/16/26	0410318	Creative Constructors LLC	5830 Imprvmnts/Remdling	142,706.97	142,706.97
04/16/26	0410319	Ellucian Company LLC	5840 Equipment	16,429.50	16,429.50
04/16/26	0410320	Engberg Anderson Inc	3411 Resd for Encumbrances	62,861.50	62,861.50
04/16/26	0410321	Federico Munoz DB/A Rico Install C	5830 Imprvmnts/Remdling	2,680.00	2,680.00
04/16/26	0410322	Free Style Graphics of Greenfield I	5243 Other Supplies	3,215.73	3,215.73
04/16/26	0410323	Goodway Technologies Corp	5238 Maint. & Cust. Supp	547.30	547.30
04/16/26	0410324	W. W. Grainger, Inc	5230 Classroom & Lab Supp	268.05	266.51
04/16/26	0410324	W. W. Grainger, Inc	5238 Maint. & Cust. Supp	120.34	266.51
04/16/26	0410324	W. W. Grainger, Inc	5714 Classroom & Lab Supplies	(121.88)	266.51
04/16/26	0410325	Grunau Co Inc	5355 Other Contracted Serv.	15,551.85	31,649.84
04/16/26	0410325	Grunau Co Inc	5830 Imprvmnts/Remdling	16,097.99	31,649.84
04/16/26	0410326	Hammel Green & Abrahamson Inc	3411 Resd for Encumbrances	1,285.00	2,350.00
04/16/26	0410326	Hammel Green & Abrahamson Inc	5830 Imprvmnts/Remdling	1,065.00	2,350.00
04/16/26	0410327	Hatch Staffing Services Inc	5840 Equipment	2,160.00	2,160.00
04/16/26	0410328	Honeywell Building Solutions	5840 Equipment	1,537.73	1,537.73
04/16/26	0410329	Itu Absorb Tech Inc	5282 Off. General Eq. Rep.	208.86	336.20
04/16/26	0410329	Itu Absorb Tech Inc	5355 Other Contracted Serv.	127.34	336.20
04/16/26	0410330	Lake Chevrolet Inc	5355 Other Contracted Serv.	4,939.37	4,939.37
04/16/26	0410331	Lake and Pond Solutions LLC	5355 Other Contracted Serv.	700.00	700.00
04/16/26	0410332	LHH Recruitment Solutions Inc	5270 Advertising	1,750.11	1,750.11
04/16/26	0410333	LinguaMeeting LLC	5707 New Book-Resale	660.00	660.00
04/16/26	0410334	Madison National Life	2224 Life Insurance Pay	42,196.19	96,704.14
04/16/26	0410334	Madison National Life	2227 Payable to OPEB Trust	52,832.26	96,704.14
04/16/26	0410334	Madison National Life	5104 Life Insurance	1,675.69	96,704.14
04/16/26	0410335	McGraw Hill LLC	5707 New Book-Resale	300.00	300.00

## Board Bill List by Check No. - Checks Issued in April 2026

Check Date	Check Number	Vendor Name	Classification	Description	Object Amount	Check Amount
04/16/26	0410336	Michael Best & Friedrich LLP	5361	Legal Services	35,409.30	35,409.30
04/16/26	0410337	Personnel Specialists LLC	5352	Contracted Employment	4,083.00	4,083.00
04/16/26	0410338	Pitney Bowes/Presort Service	5259	Postage	341.32	341.32
04/16/26	0410339	Protocall Services Inc	5355	Other Contracted Serv.	1,837.26	1,837.26
04/16/26	0410340	Quorum Architects Inc	3411	Resd for Encumbrances	1,515.50	15,515.50
04/16/26	0410340	Quorum Architects Inc	5830	Imprvmnts/Remdling	14,000.00	15,515.50
04/16/26	0410341	Rundle Spence Mfg Co	5238	Maint. & Cust. Supp	202.70	202.70
04/16/26	0410342	Safeway Pest Management Co Inc	5355	Other Contracted Serv.	285.00	285.00
04/16/26	0410343	San-A-Care Inc	5238	Maint. & Cust. Supp	1,274.19	1,274.19
04/16/26	0410344	Seek Incorporated	5351	Cleaning Services	4,049.73	4,049.73
04/16/26	0410345	Charter Communications Holdings LLC	5501	Student Activities	180.57	180.57
04/16/26	0410346	US Foods, Inc	5704	Groceries-Resale	2,516.47	2,516.47
04/16/26	0410347	Vanguard Computers Inc	5840	Equipment	2,030.00	2,030.00
04/16/26	0410348	VWR International Llc	5230	Classroom & Lab Supp	153.90	153.90
04/16/26	0410349	Ziggy Mealz	5501	Student Activities	2,160.00	2,160.00
04/23/26	0410467	Ms. Dawn M. Alvarez	5211	Seminars & Workshops	129.00	129.00
04/23/26	0410468	Lois M. Bielefeld	5840	Equipment	700.00	700.00
04/23/26	0410469	Caleb L. Bounds	5203	Meals	2,700.00	2,700.00
04/23/26	0410470	Michel Delisle	5355	Other Contracted Serv.	1,899.45	1,899.45
04/23/26	0410471	Ms. Paula M. Destefanis	5840	Equipment	700.00	700.00
04/23/26	0410472	Ms. Dara L. Larson	5840	Equipment	700.00	700.00
04/23/26	0410473	Mr. Guntis J. Lauzums	5840	Equipment	700.00	700.00
04/23/26	0410474	Daniel E Pfeifer	5363	Officials	280.00	280.00
04/23/26	0410475	Mr. Mark S. Picard	5203	Meals	200.00	200.00
04/23/26	0410476	Mr. Janson R. Rapisarda	5840	Equipment	700.00	700.00
04/23/26	0410477	Frederick K. Roufs	5363	Officials	245.00	245.00
04/23/26	0410478	Beth A. Stoddard	5840	Equipment	700.00	700.00
04/23/26	0410479	Mr. Donald R. Wadewitz II	5363	Officials	140.00	140.00
04/23/26	0410480	AV Design Group Inc	3411	Resd for Encumbrances	98,025.00	100,910.00
04/23/26	0410480	AV Design Group Inc	5840	Equipment	2,885.00	100,910.00
04/23/26	0410481	Building Service Inc	5840	Equipment	77,539.28	77,539.28
04/23/26	0410482	Caspian Technology Concepts LLC	5840	Equipment	32,889.81	32,889.81
04/23/26	0410483	CDW Government Inc	5454	Telephone	4,917.60	207,185.63
04/23/26	0410483	CDW Government Inc	5840	Equipment	202,268.03	207,185.63
04/23/26	0410484	Concord Consulting Group of IL Inc	5830	Imprvmnts/Remdling	4,500.00	4,500.00
04/23/26	0410485	Creative Business Interiors Inc	5840	Equipment	41,702.44	41,702.44
04/23/26	0410486	Deer District LLC	5501	Student Activities	16,250.00	16,250.00
04/23/26	0410487	Douglas Stewart Co Inc	5711	Supplies-Resale	3,628.61	3,628.61
04/23/26	0410488	Full Compass Systems LTD-FBB	5840	Equipment	1,303.63	1,303.63
04/23/26	0410489	W. W. Grainger, Inc	5230	Classroom & Lab Supp	262.55	821.09
04/23/26	0410489	W. W. Grainger, Inc	5238	Maint. & Cust. Supp	558.54	821.09
04/23/26	0410490	Grumman Butkus Associates	5830	Imprvmnts/Remdling	14,750.00	14,750.00
04/23/26	0410491	Grunau Co Inc	5355	Other Contracted Serv.	19,362.00	43,462.86
04/23/26	0410491	Grunau Co Inc	5830	Imprvmnts/Remdling	24,100.86	43,462.86
04/23/26	0410492	Hammel Green & Abrahamson Inc	3411	Resd for Encumbrances	3,750.00	3,750.00
04/23/26	0410493	Hatch Staffing Services Inc	5355	Other Contracted Serv.	2,005.92	5,245.92
04/23/26	0410493	Hatch Staffing Services Inc	5840	Equipment	3,240.00	5,245.92
04/23/26	0410494	Itu Absorb Tech Inc	5282	Off. General Eq. Rep.	104.43	279.06
04/23/26	0410494	Itu Absorb Tech Inc	5355	Other Contracted Serv.	174.63	279.06
04/23/26	0410495	JenFryTalks LLC	5355	Other Contracted Serv.	5,000.00	5,000.00
04/23/26	0410496	Katelin Batten	5840	Equipment	700.00	700.00
04/23/26	0410497	Lake and Pond Solutions LLC	5355	Other Contracted Serv.	535.00	535.00
04/23/26	0410498	Levy Premium Food Service LP	5247	Special Occasions	325.95	325.95
04/23/26	0410499	LHH Recruitment Solutions Inc	5357	Professional & Consult	3,548.80	3,548.80
04/23/26	0410500	Lurie Glass Companies Inc	5355	Other Contracted Serv.	1,728.00	1,728.00
04/23/26	0410501	Mark J Brautigam	5840	Equipment	700.00	700.00
04/23/26	0410502	McGraw Hill LLC	5707	New Book-Resale	5,367.60	5,367.60
04/23/26	0410503	Michael Best & Friedrich LLP	5361	Legal Services	4,530.40	4,530.40
04/23/26	0410504	Michael McLoone Photography	5363	Officials	255.00	255.00
04/23/26	0410505	Minnesota Elevator Inc	5353	Elevator P.M.	452.00	452.00
04/23/26	0410506	Mosaic Mirm LLC	5840	Equipment	700.00	700.00
04/23/26	0410507	Occupational Health Centers	5355	Other Contracted Serv.	260.00	260.00
04/23/26	0410508	Penguin Random House LLC	5707	New Book-Resale	437.40	437.40
04/23/26	0410509	Personnel Specialists LLC	5352	Contracted Employment	949.20	949.20
04/23/26	0410510	Quorum Architects Inc	5830	Imprvmnts/Remdling	25,162.00	25,162.00

Check Date	Check Number	Vendor Name	Classification Description	Object Amount	Check Amount
04/23/26	0410511	Recycled Office Environments Inc	5830 Imprvmnts/Remdling	13,646.25	13,646.25
04/23/26	0410512	San-A-Care Inc	5238 Maint. & Cust. Supp	1,790.12	1,790.12
04/23/26	0410513	Charter Communications Holdings LLC	5840 Equipment	10,173.33	10,173.33
04/23/26	0410514	Superior Vision Insurance Plan of W	5680 Health Exp - Claims	42,156.05	42,156.05
04/23/26	0410515	Vanguard Computers Inc	5840 Equipment	259.02	259.02
04/23/26	0410516	VWR International Lic	5230 Classroom & Lab Supp	169.91	169.91
04/23/26	0410517	West Quarter West LLC	5418 Room Rental	30,615.06	30,615.06
04/23/26	0410518	Wisconsin Vision Inc	5238 Maint. & Cust. Supp	110.00	110.00
04/30/26	0410580	Mr. Richard J. Coppage	5243 Other Supplies	125.00	125.00
04/30/26	0410581	Sadique Isahaku	5201 Travel Expenses	2,190.36	2,190.36
04/30/26	0410582	Christina Nora	5201 Travel Expenses	800.00	800.00
04/30/26	0410583	Liana J. Odrdic	5201 Travel Expenses	800.00	800.00
04/30/26	0410584	Renee Rettler	5201 Travel Expenses	16.53	16.53
04/30/26	0410585	Emily Summers	5201 Travel Expenses	428.84	428.84
04/30/26	0410586	ARTCORP Inc	5840 Equipment	3,000.00	3,000.00
04/30/26	0410587	AV Design Group Inc	5840 Equipment	16,903.00	16,903.00
04/30/26	0410588	Batteries Plus LLC	5674 Technical Operations	245.00	245.00
04/30/26	0410589	CDW Government Inc	5840 Equipment	8,830.24	8,830.24
04/30/26	0410590	Consilience Group LLC	5357 Professional & Consult	3,500.00	3,500.00
04/30/26	0410591	Contributor Development Partnership	5355 Other Contracted Serv.	541.50	541.50
04/30/26	0410592	Engberg Anderson Inc	3411 Resd for Encumbrances	17,325.00	19,440.00
04/30/26	0410592	Engberg Anderson Inc	5830 Imprvmnts/Remdling	2,115.00	19,440.00
04/30/26	0410593	Forest Incentives Ltd	5243 Other Supplies	9,576.02	12,285.45
04/30/26	0410593	Forest Incentives Ltd	5259 Postage	2,709.43	12,285.45
04/30/26	0410594	Full Compass Systems LTD-FBB	5840 Equipment	208.14	208.14
04/30/26	0410595	W. W. Grainger, Inc	5230 Classroom & Lab Supp	1,201.78	1,412.66
04/30/26	0410595	W. W. Grainger, Inc	5238 Maint. & Cust. Supp	210.88	1,412.66
04/30/26	0410596	Gray Miller Persh LLP	5361 Legal Services	752.00	752.00
04/30/26	0410597	Grunau Co Inc	5840 Equipment	8,793.76	8,793.76
04/30/26	0410598	Hatch Staffing Services Inc	5355 Other Contracted Serv.	1,091.28	4,331.28
04/30/26	0410598	Hatch Staffing Services Inc	5840 Equipment	3,240.00	4,331.28
04/30/26	0410599	Hurt Electric Inc	3411 Resd for Encumbrances	3,062.86	430,082.80
04/30/26	0410599	Hurt Electric Inc	5830 Imprvmnts/Remdling	427,019.94	430,082.80
04/30/26	0410600	Jefferson Fire & Safety Inc	5840 Equipment	11,320.00	11,320.00
04/30/26	0410601	Kahler Slater	3411 Resd for Encumbrances	3,750.00	3,750.00
04/30/26	0410602	LHH Recruitment Solutions Inc	5357 Professional & Consult	3,548.80	3,548.80
04/30/26	0410603	LinguaMeeting LLC	5707 New Book-Resale	900.00	900.00
04/30/26	0410604	Lurie Glass Companies Inc	5355 Other Contracted Serv.	2,709.00	4,904.00
04/30/26	0410604	Lurie Glass Companies Inc	5840 Equipment	2,195.00	4,904.00
04/30/26	0410605	Marchese Inc., V	5704 Groceries-Resale	4,273.64	4,273.64
04/30/26	0410606	Nakisha G Adams	5352 Contracted Employment	1,020.00	1,020.00
04/30/26	0410607	Personnel Specialists LLC	5352 Contracted Employment	3,446.80	3,446.80
04/30/26	0410608	Pitney Bowes/Presort Service	5259 Postage	1,961.95	1,961.95
04/30/26	0410609	Quorum Architects Inc	5830 Imprvmnts/Remdling	8,420.00	8,420.00
04/30/26	0410610	Recycled Office Environments Inc	5355 Other Contracted Serv.	4,400.00	4,400.00
04/30/26	0410611	Rinderle Door Co	5830 Imprvmnts/Remdling	4,290.26	4,290.26
04/30/26	0410612	Ring & Duchateau LLP	5830 Imprvmnts/Remdling	42,600.00	42,600.00
04/30/26	0410613	San-A-Care Inc	5238 Maint. & Cust. Supp	2,500.96	2,500.96
04/30/26	0410614	Seek Incorporated	5351 Cleaning Services	2,199.90	3,507.10
04/30/26	0410614	Seek Incorporated	5352 Contracted Employment	1,307.20	3,507.10
04/30/26	0410615	Selzer-Ornst Company	5830 Imprvmnts/Remdling	228,439.30	228,439.30
04/30/26	0410616	US Foods, Inc	5704 Groceries-Resale	36,765.00	42,327.44
04/30/26	0410616	US Foods, Inc	5714 Classroom & Lab Supplies	5,562.44	42,327.44
04/30/26	0410617	Vanguard Computers Inc	5840 Equipment	1,613.00	1,613.00
04/30/26	0410618	YO Engineering LLC	5352 Contracted Employment	2,999.00	2,999.00
				<b>10,165,356.76</b>	

## Board Bill List Over \$2,500 by Check No. - Checks Issued in April 2026

Page 1

Check Date	Check Number	Vendor Name	Classification Description	Object Amount	Check Amount
04/02/26	0088194	American Dental Association	5220 Membership & Subscript	2,630.00	2,630.00
04/02/26	0088195	Anthology Inc	5840 Equipment	20,600.00	20,600.00
04/02/26	0088197	At&t Mobility	5454 Telephone	12,987.23	12,987.23
04/02/26	0088198	Aurora Health Care Inc	5355 Other Contracted Serv.	2,720.52	2,720.52
04/02/26	0088205	Butters Fetting Co Inc	5355 Other Contracted Serv.	2,156.37	43,191.87
04/02/26	0088205	Butters Fetting Co Inc	5830 Imprvmnts/Remdling	41,035.50	43,191.87
04/02/26	0088206	Cintas	5355 Other Contracted Serv.	2,683.00	2,683.00
04/02/26	0088210	Convergint Technologies LLC	5840 Equipment	11,966.35	11,966.35
04/02/26	0088214	Duet Resource Group	5840 Equipment	13,912.30	13,912.30
04/02/26	0088215	Dynamism Inc	5840 Equipment	7,597.83	7,597.83
04/02/26	0088216	Emergency Lighting	5840 Equipment	7,207.60	7,207.60
04/02/26	0088224	Goodheart-Willcox Publisher	5707 New Book-Resale	4,632.96	4,632.96
04/02/26	0088225	Great Lakes Turbines Inc	5840 Equipment	392,000.00	392,000.00
04/02/26	0088227	Imagine Promotional LLC	5243 Other Supplies	3,169.00	3,169.00
04/02/26	0088229	Integrity Environmental Services Inc	3411 Resd for Encumbrances	2,766.00	2,766.00
04/02/26	0088230	ITNH, Inc	5282 Off. General Eq. Rep.	2,829.00	2,829.00
04/02/26	0088234	Joint Review Committee on	5220 Membership & Subscript	7,035.00	7,035.00
04/02/26	0088244	Mitchell Repair Information Company	5840 Equipment	10,565.00	10,565.00
04/02/26	0088251	One Source Staffing Inc	5351 Cleaning Services	33,246.93	33,246.93
04/02/26	0088252	Orlandini Flooring Inc	5840 Equipment	2,680.00	2,680.00
04/02/26	0088262	Sweetwater Sound Holdings LLC	5840 Equipment	17,492.00	17,492.00
04/02/26	0088264	Truck Fleet Services LLC	5281 Classroom/Lab Eq. Rep.	4,357.91	4,357.91
04/02/26	0088268	VitalSource Technologies LLC	5706 Inclusive Access	3,120.88	3,120.88
04/09/26	0088277	ADAMM Charitable Foundation Inc	5270 Advertising	2,500.00	2,500.00
04/09/26	0088281	Alternative Machine Repair Inc	5281 Classroom/Lab Eq. Rep.	2,619.56	2,619.56
04/09/26	0088292	Bound Tree Medical	5248 Classrm/Lab Equip.	12,212.95	12,212.95
04/09/26	0088295	Butters Fetting Co Inc	3411 Resd for Encumbrances	26,590.50	31,705.92
04/09/26	0088295	Butters Fetting Co Inc	5355 Other Contracted Serv.	5,115.42	31,705.92
04/09/26	0088300	David S Turpie	5357 Professional & Consult	6,150.00	6,150.00
04/09/26	0088301	Deere & Company	5840 Equipment	34,619.96	34,619.96
04/09/26	0088303	Department of Workforce	5446 Unemployment Insurance	5,888.13	5,888.13
04/09/26	0088305	Duet Resource Group	5840 Equipment	14,691.60	14,691.60
04/09/26	0088306	Economic Modeling LLC dba Lightcast	5840 Equipment	14,440.00	14,440.00
04/09/26	0088311	Fisher Scientific Company LLC	5248 Classrm/Lab Equip.	15,245.30	15,245.30
04/09/26	0088315	Froedtert Health-Workforce Health	5501 Student Activities	12,691.00	12,691.00
04/09/26	0088317	GFL Solid Waste Midwest LLC	5359 Waste Disposal	7,189.71	7,189.71
04/09/26	0088319	Gordon Flesch Co Inc	5355 Other Contracted Serv.	34,361.23	34,361.23
04/09/26	0088324	Hawks Quindel SC	5366 Legal Settlements	84,000.00	84,000.00
04/09/26	0088326	Higgins Tower Service Inc	5840 Equipment	14,984.85	14,984.85
04/09/26	0088328	Hubbard Wilson & Zelenkova LLC	5357 Professional & Consult	8,750.00	8,750.00
04/09/26	0088330	INSPEC Inc	5830 Imprvmnts/Remdling	6,038.25	6,038.25
04/09/26	0088331	Jacobus Energy LLC	5242 Operating Supplies	4,293.61	4,293.61
04/09/26	0088332	Jobephant.com Inc	5840 Equipment	6,796.60	6,796.60
04/09/26	0088336	MATC Foundation	4670 Rental Income	16,250.00	16,250.00
04/09/26	0088339	Max Fire Training Inc	5243 Other Supplies	1,508.30	11,566.73
04/09/26	0088339	Max Fire Training Inc	5248 Classrm/Lab Equip.	10,058.43	11,566.73
04/09/26	0088342	Metro Milwaukee Association of Comm	5220 Membership & Subscript	3,410.00	3,410.00
04/09/26	0088345	MPS Foundation	5355 Other Contracted Serv.	6,400.00	6,400.00
04/09/26	0088348	Nassco Inc	5355 Other Contracted Serv.	5,916.29	5,916.29
04/09/26	0088351	Network Integration Company Partner	5246 Software	14,995.00	14,995.00
04/09/26	0088352	ACNielsen Corporation	5661 Audience Research	3,324.00	3,324.00
04/09/26	0088353	OEC Medical Systems Inc	5248 Classrm/Lab Equip.	3,519.00	3,519.00
04/09/26	0088355	One Source Staffing Inc	5351 Cleaning Services	27,106.67	27,106.67
04/09/26	0088358	Proforma Albrecht Inc	5243 Other Supplies	4,704.95	4,704.95
04/09/26	0088359	Public Broadcasting Service	5665 Network Prog Service	135,481.80	999,999.00
04/09/26	0088359	Public Broadcasting Service	5840 Equipment	864,517.20	999,999.00
04/09/26	0088360	Public Broadcasting Service	5840 Equipment	354,819.00	354,819.00
04/09/26	0088361	Public Broadcasting Service	5665 Network Prog Service	72,951.80	729,518.00
04/09/26	0088361	Public Broadcasting Service	5840 Equipment	656,566.20	729,518.00
04/09/26	0088362	QTI Consulting Inc	5357 Professional & Consult	3,745.00	3,745.00
04/09/26	0088363	Quadient Inc Dept 3689	5259 Postage	4,000.00	4,000.00
04/09/26	0088367	Royle Printing Co	5260 Printing & Duplicating	12,187.44	12,187.44
04/09/26	0088368	Russell Metals	5230 Classroom & Lab Supp	3,058.00	3,646.00
04/09/26	0088368	Russell Metals	5235 Instructional Material	588.00	3,646.00

## Board Bill List Over \$2,500 by Check No. - Checks Issued in April 2026

Check Date	Check Number	Vendor Name	Classification Description	Object Amount	Check Amount
04/09/26	0088371	Staples Business Advantage	5230 Classroom & Lab Supp	976.58	8,661.86
04/09/26	0088371	Staples Business Advantage	5241 Office Supplies	4,713.35	8,661.86
04/09/26	0088371	Staples Business Advantage	5242 Operating Supplies	51.23	8,661.86
04/09/26	0088371	Staples Business Advantage	5243 Other Supplies	2,614.29	8,661.86
04/09/26	0088371	Staples Business Advantage	5501 Student Activities	306.41	8,661.86
04/09/26	0088373	T E Interiors Inc	5840 Equipment	2,790.00	2,790.00
04/16/26	0088402	ASW Machinery Inc	5230 Classroom & Lab Supp	432.70	3,799.36
04/16/26	0088402	ASW Machinery Inc	5281 Classroom/Lab Eq. Rep.	3,366.66	3,799.36
04/16/26	0088404	B&h Photo Video	5230 Classroom & Lab Supp	527.04	8,917.04
04/16/26	0088404	B&h Photo Video	5840 Equipment	8,390.00	8,917.04
04/16/26	0088411	Bound Tree Medical	5230 Classroom & Lab Supp	8,336.28	8,336.28
04/16/26	0088414	Butters Fetting Co Inc	5355 Other Contracted Serv.	17,447.83	17,447.83
04/16/26	0088417	Channel 49 Limited Partnership	5355 Other Contracted Serv.	3,020.00	3,020.00
04/16/26	0088420	City of Mequon	5455 Water	3,386.11	3,386.11
04/16/26	0088422	David J. Frank Landscape Contractin	5355 Other Contracted Serv.	14,545.00	14,545.00
04/16/26	0088428	GE Medical Systems, Ultrasound & Pr	5840 Equipment	246,450.00	246,450.00
04/16/26	0088429	Global Water Technology, Inc	5238 Maint. & Cust. Supp	3,020.24	3,020.24
04/16/26	0088431	Go Riteway Transporation	5205 Recruiting	3,837.79	3,837.79
04/16/26	0088432	Gordon Flesch Co Inc	5355 Other Contracted Serv.	9,454.40	9,454.40
04/16/26	0088442	Knupp & Watson & Wallman Inc	5270 Advertising	165,296.63	165,296.63
04/16/26	0088445	Lennox Industries Inc	5201 Travel Expenses	3,575.00	3,575.00
04/16/26	0088448	Eva M. Martinez Powless	5366 Legal Settlements	156,000.00	156,000.00
04/16/26	0088452	Metropolitan Life Insurance Company	2204 Accrued-Fringe Benefit	5,031.00	5,031.00
04/16/26	0088455	MSA Safety Sales LLC	5243 Other Supplies	352.08	2,717.08
04/16/26	0088455	MSA Safety Sales LLC	5248 Classrm/Lab Equip.	2,365.00	2,717.08
04/16/26	0088463	One Source Staffing Inc	5351 Cleaning Services	20,510.77	42,093.61
04/16/26	0088463	One Source Staffing Inc	5352 Contracted Employment	21,582.84	42,093.61
04/16/26	0088465	Pearls for Teen Girls Inc	5652 Contribution & Awards	3,000.00	3,000.00
04/16/26	0088470	Smart Interpreting Services	5355 Other Contracted Serv.	2,727.22	2,727.22
04/16/26	0088471	Public Television Major	5660 Affiliation/Mbsps	6,556.00	6,556.00
04/16/26	0088480	Stanton Chase International Inc	5357 Professional & Consult	15,833.00	15,833.00
04/16/26	0088487	Truck Fleet Services LLC	5281 Classroom/Lab Eq. Rep.	5,191.03	6,420.50
04/16/26	0088487	Truck Fleet Services LLC	5355 Other Contracted Serv.	1,229.47	6,420.50
04/16/26	0088488	UNITED COMMUNITY CENTER-UCC	5652 Contribution & Awards	5,500.00	5,500.00
04/16/26	0088490	ReliaStar Life Insurance Co	2204 Accrued-Fringe Benefit	9,321.96	9,321.96
04/16/26	0088491	Elizabeth M. Walsh	5201 Travel Expenses	1,051.65	5,850.98
04/16/26	0088491	Elizabeth M. Walsh	5668 Program Production	4,799.33	5,850.98
04/16/26	0088492	Walsworth Publishing Company Inc	5260 Printing & Duplicating	25,297.38	25,297.38
04/16/26	0088493	Wisconsin Educational Communications Board	5355 Other Contracted Serv.	68,394.86	68,394.86
04/16/26	0088497	WUWM Milwaukee Public Radio	5270 Advertising	4,380.75	4,380.75
04/23/26	0088504	Alldata LLC	5840 Equipment	12,225.00	12,225.00
04/23/26	0088508	American Time & Signal Co	5840 Equipment	13,438.31	13,438.31
04/23/26	0088510	AT&T	5454 Telephone	8,219.46	8,219.46
04/23/26	0088514	B&h Photo Video	5840 Equipment	12,919.71	12,919.71
04/23/26	0088517	BankMobile Technologies Inc	5355 Other Contracted Serv.	2,810.00	2,810.00
04/23/26	0088521	Butters Fetting Co Inc	5355 Other Contracted Serv.	1,002.99	12,469.06
04/23/26	0088521	Butters Fetting Co Inc	5830 Imprvmnts/Remdling	11,466.07	12,469.06
04/23/26	0088527	Clearwing Productions Inc	5840 Equipment	12,896.75	12,896.75
04/23/26	0088532	Digital Strategy Works LLC	5355 Other Contracted Serv.	9,000.00	9,000.00
04/23/26	0088534	Economic Modeling LLC dba Lightcast	5355 Other Contracted Serv.	7,499.50	7,499.50
04/23/26	0088536	Elsevier	5840 Equipment	13,741.21	13,741.21
04/23/26	0088542	GARDA CL GREAT LAKES INC	5355 Other Contracted Serv.	4,215.72	4,215.72
04/23/26	0088543	GE Precision Healthcare LLC	5840 Equipment	109,900.00	109,900.00
04/23/26	0088547	Grand Appliance Inc.	5840 Equipment	7,544.00	7,544.00
04/23/26	0088551	Henry Schein Dental	5230 Classroom & Lab Supp	19.77	3,334.84
04/23/26	0088551	Henry Schein Dental	5243 Other Supplies	3,315.07	3,334.84
04/23/26	0088555	JWR Inc	5355 Other Contracted Serv.	9,954.70	9,954.70
04/23/26	0088556	Kilgore International Inc	5230 Classroom & Lab Supp	2,954.80	3,036.35
04/23/26	0088556	Kilgore International Inc	5243 Other Supplies	81.55	3,036.35
04/23/26	0088558	Lemberg Electric Co Inc	5830 Imprvmnts/Remdling	12,031.20	12,031.20
04/23/26	0088563	Master Medical Equipment LLC	5248 Classrm/Lab Equip.	20,000.00	20,000.00
04/23/26	0088579	Quick Fuel	5230 Classroom & Lab Supp	3,108.33	3,108.33
04/23/26	0088581	Baird, Robert W & Co	5970 Admin Exp-Debt Service	13,000.00	13,000.00
04/23/26	0088583	Rote Oil Ltd	5238 Maint. & Cust. Supp	3,378.54	4,952.87
04/23/26	0088583	Rote Oil Ltd	5242 Operating Supplies	1,574.33	4,952.87

## Board Bill List Over \$2,500 by Check No. - Checks Issued in April 2026

Check Date	Check Number	Vendor Name	Classification Description	Object Amount	Check Amount
04/23/26	0088585	Salesforce Inc	5220 Membership & Subscript	6,828.84	6,828.84
04/23/26	0088587	Seek Professionals Llc	5352 Contracted Employment	2,692.80	2,692.80
04/23/26	0088596	Truck Fleet Services LLC	5281 Classroom/Lab Eq. Rep.	4,912.59	4,912.59
04/23/26	0088596	Truck Fleet Services LLC	5355 Other Contracted Serv.	151.74	4,912.59
04/23/26	0088603	Wallcur Inc	5230 Classroom & Lab Supp	6,143.14	6,143.14
04/23/26	0088605	Western Interstate Commission for H	5220 Membership & Subscript	3,600.00	3,600.00
04/23/26	0088606	Winter Services LLC	5358 Snow Removal	20,760.97	20,760.97
04/23/26	0088608	XMPie Inc	5355 Other Contracted Serv.	9,110.00	9,110.00
04/30/26	0088613	1EdTech Consortium Inc	5220 Membership & Subscript	3,000.00	3,000.00
04/30/26	0088615	4IMPRINT	5243 Other Supplies	4,484.96	6,359.94
04/30/26	0088615	4IMPRINT	5270 Advertising	1,874.98	6,359.94
04/30/26	0088624	ASC1 Inc	5281 Classroom/Lab Eq. Rep.	6,024.42	6,024.42
04/30/26	0088626	AT&T	5454 Telephone	2,648.94	2,648.94
04/30/26	0088627	Atlas Copco Compressor LLC	5355 Other Contracted Serv.	5,186.52	5,186.52
04/30/26	0088628	B&h Photo Video	5840 Equipment	10,121.04	10,121.04
04/30/26	0088632	Bear Construction Company	3411 Resd for Encumbrances	220,390.20	236,922.67
04/30/26	0088632	Bear Construction Company	5830 Imprvmnts/Remdling	16,532.47	236,922.67
04/30/26	0088642	Condor Aviation Inc	5230 Classroom & Lab Supp	4,520.00	4,520.00
04/30/26	0088643	Exelon Corporation	5450 Gas	28,537.22	28,537.22
04/30/26	0088647	Custom Truck One Source Lp	5840 Equipment	258,320.32	258,320.32
04/30/26	0088652	Displai Systems Inc	5840 Equipment	10,272.00	10,272.00
04/30/26	0088653	Elementar Americas Inc	5840 Equipment	43,874.84	43,874.84
04/30/26	0088655	Engelhardt Dairy of Wisconsin LLC	5704 Groceries-Resale	4,102.20	4,102.20
04/30/26	0088656	Euna Solutions Inc	5840 Equipment	18,000.00	18,000.00
04/30/26	0088658	FastSigns	5243 Other Supplies	4,844.62	4,844.62
04/30/26	0088662	General Communications Inc	5840 Equipment	9,807.20	9,807.20
04/30/26	0088667	Grand Appliance Inc.	5840 Equipment	4,650.00	4,650.00
04/30/26	0088669	Henry Schein Dental	5230 Classroom & Lab Supp	5,180.39	5,180.39
04/30/26	0088670	Holiday Wholesale Inc.	5704 Groceries-Resale	4,432.90	4,432.90
04/30/26	0088672	Howmedica Osteonics DbA Stryker Ins	5840 Equipment	27,420.40	27,420.40
04/30/26	0088675	Jackson Maccudden Inc	5830 Imprvmnts/Remdling	9,625.00	9,625.00
04/30/26	0088676	Jobelephant.com Inc	5840 Equipment	6,796.60	6,796.60
04/30/26	0088681	Level Up Construction	5830 Imprvmnts/Remdling	109,176.85	109,176.85
04/30/26	0088683	M & M Tree Service	5355 Other Contracted Serv.	2,700.00	2,700.00
04/30/26	0088686	Medical Shipment LLC	5840 Equipment	21,997.00	21,997.00
04/30/26	0088687	Medline Industries	5230 Classroom & Lab Supp	346.05	5,666.45
04/30/26	0088687	Medline Industries	5840 Equipment	5,320.40	5,666.45
04/30/26	0088689	Midland Paper Company	5244 Production Supplies	2,770.00	2,770.00
04/30/26	0088691	Nassco Inc	5238 Maint. & Cust. Supp	580.75	53,467.76
04/30/26	0088691	Nassco Inc	5840 Equipment	52,887.01	53,467.76
04/30/26	0088695	One Source Staffing Inc	5351 Cleaning Services	1,201.45	6,082.46
04/30/26	0088695	One Source Staffing Inc	5352 Contracted Employment	4,881.01	6,082.46
04/30/26	0088697	Pepsi Beverages Company	5704 Groceries-Resale	16,594.49	16,594.49
04/30/26	0088698	Pitney Bowes Global Financial Services	5840 Equipment	29,565.10	29,565.10
04/30/26	0088701	PTG Live Events LLC	5243 Other Supplies	8,087.80	8,087.80
04/30/26	0088706	Russell Metals	5230 Classroom & Lab Supp	2,974.00	2,974.00
04/30/26	0088707	Skillful Communications Inc	5840 Equipment	13,275.00	13,275.00
04/30/26	0088711	Truck Fleet Services LLC	5281 Classroom/Lab Eq. Rep.	2,096.34	3,399.93
04/30/26	0088711	Truck Fleet Services LLC	5355 Other Contracted Serv.	1,303.59	3,399.93
04/30/26	0088715	Universal Companies	5230 Classroom & Lab Supp	3,692.36	3,692.36
04/30/26	0088718	Veritiv Operating Company	5238 Maint. & Cust. Supp	12,986.01	12,986.01
04/30/26	0088721	Wisconsin Electric Power Co	5450 Gas	3,617.50	12,324.59
04/30/26	0088721	Wisconsin Electric Power Co	5452 Electricity	8,707.09	12,324.59
04/30/26	0088722	Wisconsin Library Services Inc	5840 Equipment	58,486.00	58,486.00
04/30/26	0088724	Wisconsin Firewood Co	5242 Operating Supplies	3,525.00	3,525.00
04/02/26	0405298	Baker Tilly Virchow Krause LLP	5357 Professional & Consult	9,064.00	9,064.00
04/02/26	0405299	Caspian Technology Concepts LLC	5830 Imprvmnts/Remdling	6,910.33	6,910.33
04/02/26	0405300	CDW Government Inc	5840 Equipment	11,642.00	11,642.00
04/02/26	0405302	Concord Consulting Group of IL Inc	3411 Resd for Encumbrances	1,500.00	6,000.00
04/02/26	0405302	Concord Consulting Group of IL Inc	5830 Imprvmnts/Remdling	4,500.00	6,000.00
04/02/26	0405303	Cotter Consulting Inc	3411 Resd for Encumbrances	9,081.00	9,081.00
04/02/26	0405304	W. W. Grainger, Inc	5230 Classroom & Lab Supp	4,501.87	6,097.43
04/02/26	0405304	W. W. Grainger, Inc	5238 Maint. & Cust. Supp	865.96	6,097.43
04/02/26	0405304	W. W. Grainger, Inc	5714 Classroom & Lab Supplies	729.60	6,097.43
04/02/26	0405305	Grunau Co Inc	5355 Other Contracted Serv.	10,578.79	10,578.79

## Board Bill List Over \$2,500 by Check No. - Checks Issued in April 2026

Check Date	Check Number	Vendor Name	Classification Description	Object Amount	Check Amount
04/02/26	0405308	Johnson Controls Building Solutions	5355 Other Contracted Serv.	4,064.64	4,064.64
04/02/26	0405309	Key Code Media	5840 Equipment	36,916.57	36,916.57
04/02/26	0405310	LHH Recruitment Solutions Inc	5352 Contracted Employment	3,428.98	8,933.04
04/02/26	0405310	LHH Recruitment Solutions Inc	5355 Other Contracted Serv.	5,504.06	8,933.04
04/02/26	0405311	Minnesota Elevator Inc	5353 Elevator P.M.	12,715.38	13,507.71
04/02/26	0405311	Minnesota Elevator Inc	5355 Other Contracted Serv.	792.33	13,507.71
04/02/26	0405312	Montegonet Solutions Llc	3411 Resd for Encumbrances	36,051.96	36,051.96
04/02/26	0405313	Mueller Communications LLC	5357 Professional & Consult	10,245.60	10,245.60
04/02/26	0405316	Packerland Rent-A-Mat Inc	5355 Other Contracted Serv.	4,288.73	4,288.73
04/02/26	0405317	Papas Bakery Inc	5704 Groceries-Resale	2,543.61	2,543.61
04/02/26	0405319	Programming Service	5355 Other Contracted Serv.	5,550.00	5,550.00
04/02/26	0405322	Seek Incorporated	5351 Cleaning Services	3,532.32	4,839.52
04/02/26	0405322	Seek Incorporated	5352 Contracted Employment	1,307.20	4,839.52
04/02/26	0405323	Selzer-Ornst Company	3411 Resd for Encumbrances	7,672.88	9,217.88
04/02/26	0405323	Selzer-Ornst Company	5830 Imprvmnts/Remdling	1,545.00	9,217.88
04/02/26	0405324	Staff Electric Co Inc	5243 Other Supplies	12,974.31	27,030.30
04/02/26	0405324	Staff Electric Co Inc	5830 Imprvmnts/Remdling	14,055.99	27,030.30
04/02/26	0405325	T&b Electric Inc	5243 Other Supplies	1,610.00	49,608.00
04/02/26	0405325	T&b Electric Inc	5830 Imprvmnts/Remdling	47,998.00	49,608.00
04/02/26	0405326	US Foods, Inc	5704 Groceries-Resale	17,732.44	20,273.91
04/02/26	0405326	US Foods, Inc	5714 Classroom & Lab Supplies	2,541.47	20,273.91
04/02/26	0405327	Vanguard Computers Inc	5840 Equipment	16,236.40	16,236.40
04/09/26	0405929	Auramke	5243 Other Supplies	3,970.00	3,970.00
04/09/26	0405932	Caspian Technology Concepts LLC	5840 Equipment	11,475.00	11,475.00
04/09/26	0405933	CDW Government Inc	5282 Off. General Eq. Rep.	1,079.67	160,343.67
04/09/26	0405933	CDW Government Inc	5840 Equipment	159,264.00	160,343.67
04/09/26	0405935	Eaton Corporation	5282 Off. General Eq. Rep.	17,329.28	17,329.28
04/09/26	0405937	Forest Incentives Ltd	5243 Other Supplies	8,069.22	10,248.37
04/09/26	0405937	Forest Incentives Ltd	5259 Postage	2,179.15	10,248.37
04/09/26	0405940	Grunau Co Inc	5355 Other Contracted Serv.	2,664.18	11,574.24
04/09/26	0405940	Grunau Co Inc	5830 Imprvmnts/Remdling	8,910.06	11,574.24
04/09/26	0405941	GTM HR Consulting Inc	5357 Professional & Consult	6,823.00	6,823.00
04/09/26	0405942	Hatch Staffing Services Inc	5355 Other Contracted Serv.	1,114.40	7,594.40
04/09/26	0405942	Hatch Staffing Services Inc	5840 Equipment	6,480.00	7,594.40
04/09/26	0405943	Hurt Electric Inc	5830 Imprvmnts/Remdling	407,403.84	552,403.84
04/09/26	0405943	Hurt Electric Inc	5840 Equipment	145,000.00	552,403.84
04/09/26	0405947	Johnson Controls Building Solutions	5840 Equipment	293,017.00	293,017.00
04/09/26	0405948	Kristin Anderson Incorporated	5355 Other Contracted Serv.	3,150.00	3,150.00
04/09/26	0405950	McGraw Hill LLC	5706 Inclusive Access	487,092.04	487,092.04
04/09/26	0405957	San-A-Care Inc	5238 Maint. & Cust. Supp	3,013.16	3,013.16
04/09/26	0405958	Service Painting Corporation	5830 Imprvmnts/Remdling	4,800.00	4,800.00
04/09/26	0405960	US Foods, Inc	5704 Groceries-Resale	3,884.10	3,884.10
04/09/26	0405961	Vanguard Computers Inc	5840 Equipment	26,678.34	26,678.34
04/09/26	0405963	Wil-Surge Electric	5830 Imprvmnts/Remdling	204,440.00	204,440.00
04/16/26	0410305	ACD Direct	5355 Other Contracted Serv.	10,214.78	10,214.78
04/16/26	0410307	Allegiance Fundraising Group, LLC	5260 Printing & Duplicating	29,156.40	29,156.40
04/16/26	0410309	AV Design Group Inc	5840 Equipment	28,230.00	28,230.00
04/16/26	0410311	Boer Architects Inc	3411 Resd for Encumbrances	3,000.00	3,000.00
04/16/26	0410312	Building Service Inc	3411 Resd for Encumbrances	13,341.00	13,341.00
04/16/26	0410313	CDW Government Inc	5282 Off. General Eq. Rep.	3,273.38	162,250.78
04/16/26	0410313	CDW Government Inc	5840 Equipment	158,977.40	162,250.78
04/16/26	0410316	Concord Consulting Group of IL Inc	5830 Imprvmnts/Remdling	9,000.00	9,000.00
04/16/26	0410317	Consilience Group LLC	5355 Other Contracted Serv.	4,160.00	16,243.33
04/16/26	0410317	Consilience Group LLC	5357 Professional & Consult	12,083.33	16,243.33
04/16/26	0410318	Creative Constructors LLC	5830 Imprvmnts/Remdling	142,706.97	142,706.97
04/16/26	0410319	Ellucian Company LLC	5840 Equipment	16,429.50	16,429.50
04/16/26	0410320	Engberg Anderson Inc	3411 Resd for Encumbrances	62,861.50	62,861.50
04/16/26	0410321	Federico Munoz D/B/A Rico Install C	5830 Imprvmnts/Remdling	2,680.00	2,680.00
04/16/26	0410322	Free Style Graphics of Greenfield I	5243 Other Supplies	3,215.73	3,215.73
04/16/26	0410325	Grunau Co Inc	5355 Other Contracted Serv.	15,551.85	31,649.84
04/16/26	0410325	Grunau Co Inc	5830 Imprvmnts/Remdling	16,097.99	31,649.84
04/16/26	0410330	Lake Chevrolet Inc	5355 Other Contracted Serv.	4,939.37	4,939.37
04/16/26	0410334	Madison National Life	2224 Life Insurance Pay	42,196.19	96,704.14
04/16/26	0410334	Madison National Life	2227 Payable to OPEB Trust	52,832.26	96,704.14
04/16/26	0410334	Madison National Life	5104 Life Insurance	1,675.69	96,704.14

## Board Bill List Over \$2,500 by Check No. - Checks Issued in April 2026

Check Date	Check Number	Vendor Name	Classification Description	Object Amount	Check Amount
04/16/26	0410336	Michael Best & Friedrich LLP	5361 Legal Services	35,409.30	35,409.30
04/16/26	0410337	Personnel Specialists LLC	5352 Contracted Employment	4,083.00	4,083.00
04/16/26	0410340	Quorum Architects Inc	3411 Resd for Encumbrances	1,515.50	15,515.50
04/16/26	0410340	Quorum Architects Inc	5830 Imprvmnts/Remdling	14,000.00	15,515.50
04/16/26	0410344	Seek Incorporated	5351 Cleaning Services	4,049.73	4,049.73
04/16/26	0410346	US Foods, Inc	5704 Groceries-Resale	2,516.47	2,516.47
04/23/26	0410469	Caleb L. Bounds	5203 Meals	2,700.00	2,700.00
04/23/26	0410480	AV Design Group Inc	3411 Resd for Encumbrances	98,025.00	100,910.00
04/23/26	0410480	AV Design Group Inc	5840 Equipment	2,885.00	100,910.00
04/23/26	0410481	Building Service Inc	5840 Equipment	77,539.28	77,539.28
04/23/26	0410482	Caspian Technology Concepts LLC	5840 Equipment	32,889.81	32,889.81
04/23/26	0410483	CDW Government Inc	5454 Telephone	4,917.60	207,185.63
04/23/26	0410483	CDW Government Inc	5840 Equipment	202,268.03	207,185.63
04/23/26	0410484	Concord Consulting Group of IL Inc	5830 Imprvmnts/Remdling	4,500.00	4,500.00
04/23/26	0410485	Creative Business Interiors Inc	5840 Equipment	41,702.44	41,702.44
04/23/26	0410486	Deer District LLC	5501 Student Activities	16,250.00	16,250.00
04/23/26	0410487	Douglas Stewart Co Inc	5711 Supplies-Resale	3,628.61	3,628.61
04/23/26	0410490	Grumman Butkus Associates	5830 Imprvmnts/Remdling	14,750.00	14,750.00
04/23/26	0410491	Grunau Co Inc	5355 Other Contracted Serv.	19,362.00	43,462.86
04/23/26	0410491	Grunau Co Inc	5830 Imprvmnts/Remdling	24,100.86	43,462.86
04/23/26	0410492	Hammel Green & Abrahamson Inc	3411 Resd for Encumbrances	3,750.00	3,750.00
04/23/26	0410493	Hatch Staffing Services Inc	5355 Other Contracted Serv.	2,005.92	5,245.92
04/23/26	0410493	Hatch Staffing Services Inc	5840 Equipment	3,240.00	5,245.92
04/23/26	0410495	JenFryTalks LLC	5355 Other Contracted Serv.	5,000.00	5,000.00
04/23/26	0410499	LHH Recruitment Solutions Inc	5357 Professional & Consult	3,548.80	3,548.80
04/23/26	0410502	McGraw Hill LLC	5707 New Book-Resale	5,367.60	5,367.60
04/23/26	0410503	Michael Best & Friedrich LLP	5361 Legal Services	4,530.40	4,530.40
04/23/26	0410510	Quorum Architects Inc	5830 Imprvmnts/Remdling	25,162.00	25,162.00
04/23/26	0410511	Recycled Office Environments Inc	5830 Imprvmnts/Remdling	13,646.25	13,646.25
04/23/26	0410513	Charter Communications Holdings LLC	5840 Equipment	10,173.33	10,173.33
04/23/26	0410514	Superior Vision Insurance Plan of W	5680 Health Exp - Claims	42,156.05	42,156.05
04/23/26	0410517	West Quarter West LLC	5418 Room Rental	30,615.06	30,615.06
04/30/26	0410586	ARTCORP Inc	5840 Equipment	3,000.00	3,000.00
04/30/26	0410587	AV Design Group Inc	5840 Equipment	16,903.00	16,903.00
04/30/26	0410589	CDW Government Inc	5840 Equipment	8,830.24	8,830.24
04/30/26	0410590	Consilience Group LLC	5357 Professional & Consult	3,500.00	3,500.00
04/30/26	0410592	Engberg Anderson Inc	3411 Resd for Encumbrances	17,325.00	19,440.00
04/30/26	0410592	Engberg Anderson Inc	5830 Imprvmnts/Remdling	2,115.00	19,440.00
04/30/26	0410593	Forest Incentives Ltd	5243 Other Supplies	9,576.02	12,285.45
04/30/26	0410593	Forest Incentives Ltd	5259 Postage	2,709.43	12,285.45
04/30/26	0410597	Grunau Co Inc	5840 Equipment	8,793.76	8,793.76
04/30/26	0410598	Hatch Staffing Services Inc	5355 Other Contracted Serv.	1,091.28	4,331.28
04/30/26	0410598	Hatch Staffing Services Inc	5840 Equipment	3,240.00	4,331.28
04/30/26	0410599	Hurt Electric Inc	3411 Resd for Encumbrances	3,062.86	430,082.80
04/30/26	0410599	Hurt Electric Inc	5830 Imprvmnts/Remdling	427,019.94	430,082.80
04/30/26	0410600	Jefferson Fire & Safety Inc	5840 Equipment	11,320.00	11,320.00
04/30/26	0410601	Kahler Slater	3411 Resd for Encumbrances	3,750.00	3,750.00
04/30/26	0410602	LHH Recruitment Solutions Inc	5357 Professional & Consult	3,548.80	3,548.80
04/30/26	0410604	Lurie Glass Companies Inc	5355 Other Contracted Serv.	2,709.00	4,904.00
04/30/26	0410604	Lurie Glass Companies Inc	5840 Equipment	2,195.00	4,904.00
04/30/26	0410605	Marchese Inc., V	5704 Groceries-Resale	4,273.64	4,273.64
04/30/26	0410607	Personnel Specialists LLC	5352 Contracted Employment	3,446.80	3,446.80
04/30/26	0410609	Quorum Architects Inc	5830 Imprvmnts/Remdling	8,420.00	8,420.00
04/30/26	0410610	Recycled Office Environments Inc	5355 Other Contracted Serv.	4,400.00	4,400.00
04/30/26	0410611	Rinderle Door Co	5830 Imprvmnts/Remdling	4,290.26	4,290.26
04/30/26	0410612	Ring & Duchateau LLP	5830 Imprvmnts/Remdling	42,600.00	42,600.00
04/30/26	0410613	San-A-Care Inc	5238 Maint. & Cust. Supp	2,500.96	2,500.96
04/30/26	0410614	Seek Incorporated	5351 Cleaning Services	2,199.90	3,507.10
04/30/26	0410614	Seek Incorporated	5352 Contracted Employment	1,307.20	3,507.10
04/30/26	0410615	Selzer-Ornst Company	5830 Imprvmnts/Remdling	228,439.30	228,439.30
04/30/26	0410616	US Foods, Inc	5704 Groceries-Resale	36,765.00	42,327.44
04/30/26	0410616	US Foods, Inc	5714 Classroom & Lab Supplies	5,562.44	42,327.44
04/30/26	0410618	YO Engineering LLC	5352 Contracted Employment	2,999.00	2,999.00
				<b>9,806,425.45</b>	

### **Board Bill List Allocation of Cash By Fund**

---

1	General Fund	\$1,486,931.90
2	Restricted Fund	\$162,284.64
3	Capital Projects	\$5,262,455.94
4	Debt Service	\$13,000.00
5	Enterprise	\$649,118.44
5	TV Fund	\$2,407,693.84
6	Internal Service Fund	\$109,341.27
7	Trust & Agency	\$74,530.73
		<hr/>
		\$10,165,356.76
		<hr/> <hr/>

## Board Bill List TV Fund by Check No. - Checks Issued in April 2026

Page 1

Check Date	Check Number	Vendor Name	Classification Description	Object Amount
04/02/26	0088269	Wisconsin Broadcasters Assoc	5220 Membership & Subscript	2,260.00
04/09/26	0088282	Amazon Web Services, Inc.	5674 Technical Operations	31.95
04/09/26	0088283	Anchor Printing Inc	5260 Printing & Duplicating	2,287.68
04/09/26	0088300	David S Turpie	5357 Professional & Consult	6,150.00
04/09/26	0088326	Higgins Tower Service Inc	5840 Equipment	14,984.85
04/09/26	0088329	Ingram Book Group LLC	5243 Other Supplies	385.14
04/09/26	0088352	ACNielsen Corporation	5661 Audience Research	3,324.00
04/09/26	0088359	Public Broadcasting Service	5665 Network Prog Service	135,481.80
04/09/26	0088359	Public Broadcasting Service	5840 Equipment	864,517.20
04/09/26	0088360	Public Broadcasting Service	5840 Equipment	354,819.00
04/09/26	0088361	Public Broadcasting Service	5665 Network Prog Service	72,951.80
04/09/26	0088361	Public Broadcasting Service	5840 Equipment	656,566.20
04/09/26	0088367	Royle Printing Co	5260 Printing & Duplicating	12,187.44
04/09/26	0088371	Staples Business Advantage	5241 Office Supplies	857.82
04/09/26	0088371	Staples Business Advantage	5243 Other Supplies	681.15
04/16/26	0088401	Anchor Printing Inc	5260 Printing & Duplicating	1,485.88
04/16/26	0088404	B&h Photo Video	5840 Equipment	8,390.00
04/16/26	0088471	Public Television Major	5660 Affiliation/Mbsps	6,556.00
04/16/26	0088491	Elizabeth M. Walsh	5201 Travel Expenses	1,051.65
04/16/26	0088491	Elizabeth M. Walsh	5668 Program Production	4,799.33
04/16/26	0088493	Wisconsin Educational Communications Board	5355 Other Contracted Serv.	68,394.86
04/16/26	0088496	Wisconsin Public Television	5243 Other Supplies	380.00
04/16/26	0088497	WUWM Milwaukee Public Radio	5270 Advertising	4,380.75
04/23/26	0088514	B&h Photo Video	5840 Equipment	12,919.71
04/23/26	0088573	Northcott Neighborhood House	5668 Program Production	1,800.00
04/23/26	0088597	The Mascot Organization	5243 Other Supplies	648.00
04/30/26	0088628	B&h Photo Video	5840 Equipment	10,121.04
04/30/26	0088636	Carl Bloom Associates Inc	5260 Printing & Duplicating	344.81
04/30/26	0088701	PTG Live Events LLC	5243 Other Supplies	8,087.80
04/30/26	0088713	United States Postal Service	5259 Postage	302.68
04/30/26	0088716	University of Chicago	5243 Other Supplies	2,436.01
04/30/26	0088721	Wisconsin Electric Power Co	5452 Electricity	8,626.37
04/30/26	0088725	Wisconsin Public Television	5243 Other Supplies	40.00
04/02/26	0405290	Ms. Patricia Gomez	5668 Program Production	190.00
04/02/26	0405297	Accuweather Inc	5674 Technical Operations	650.00
04/02/26	0405309	Key Code Media	5840 Equipment	36,916.57
04/02/26	0405319	Programming Service	5355 Other Contracted Serv.	5,550.00
04/02/26	0405327	Vanguard Computers Inc	5840 Equipment	16,236.40
04/09/26	0405928	Airgas Inc	5678 Wmvs Transmitter Rep.	15.93
04/09/26	0405930	Batteries Plus LLC	5674 Technical Operations	634.02
04/09/26	0405937	Forest Incentives Ltd	5243 Other Supplies	8,069.22
04/09/26	0405937	Forest Incentives Ltd	5259 Postage	2,179.15
04/09/26	0405953	Pitney Bowes/Presort Service	5259 Postage	1,859.20
04/09/26	0405954	Rev.com Inc	5674 Technical Operations	1,288.22
04/16/26	0410293	Deborah E. Hamlett	5243 Other Supplies	42.48
04/16/26	0410305	ACD Direct	5355 Other Contracted Serv.	10,214.78
04/16/26	0410307	Allegiance Fundraising Group, LLC	5260 Printing & Duplicating	29,156.40
04/16/26	0410322	Free Style Graphics of Greenfield I	5243 Other Supplies	3,215.73
04/16/26	0410338	Pitney Bowes/Presort Service	5259 Postage	341.32
04/23/26	0410499	LHH Recruitment Solutions Inc	5357 Professional & Consult	3,548.80
04/30/26	0410588	Batteries Plus LLC	5674 Technical Operations	245.00
04/30/26	0410591	Contributor Development Partnership	5355 Other Contracted Serv.	541.50
04/30/26	0410593	Forest Incentives Ltd	5243 Other Supplies	9,576.02
04/30/26	0410593	Forest Incentives Ltd	5259 Postage	2,709.43
04/30/26	0410596	Gray Miller Persh LLP	5361 Legal Services	752.00
04/30/26	0410602	LHH Recruitment Solutions Inc	5357 Professional & Consult	3,548.80
04/30/26	0410608	Pitney Bowes/Presort Service	5259 Postage	1,961.95
				<b><u>2,407,693.84</u></b>

## Board Bill List Over \$2,500 for Channels 10/36 - Checks Issued in April 2026

Page 1

Check Date	Check Number	Vendor Name	Classification Description	Object Amount
04/09/26	0088300	David S Turpie	5357 Professional & Consult	6,150.00
04/09/26	0088326	Higgins Tower Service Inc	5840 Equipment	14,984.85
04/09/26	0088352	ACNielsen Corporation	5661 Audience Research	3,324.00
04/09/26	0088359	Public Broadcasting Service	5665 Network Prog Service	135,481.80
04/09/26	0088359	Public Broadcasting Service	5840 Equipment	864,517.20
04/09/26	0088360	Public Broadcasting Service	5840 Equipment	354,819.00
04/09/26	0088361	Public Broadcasting Service	5665 Network Prog Service	72,951.80
04/09/26	0088361	Public Broadcasting Service	5840 Equipment	656,566.20
04/09/26	0088367	Royle Printing Co	5260 Printing & Duplicating	12,187.44
04/16/26	0088404	B&h Photo Video	5840 Equipment	8,390.00
04/16/26	0088471	Public Television Major	5660 Affiliation/Mbsps	6,556.00
04/16/26	0088491	Elizabeth M. Walsh	5668 Program Production	4,799.33
04/16/26	0088493	Wisconsin Educational Communications Board	5355 Other Contracted Serv.	68,394.86
04/16/26	0088497	WUWM Milwaukee Public Radio	5270 Advertising	4,380.75
04/23/26	0088514	B&h Photo Video	5840 Equipment	12,919.71
04/30/26	0088628	B&h Photo Video	5840 Equipment	10,121.04
04/30/26	0088701	PTG Live Events LLC	5243 Other Supplies	8,087.80
04/30/26	0088721	Wisconsin Electric Power Co	5452 Electricity	8,626.37
04/02/26	0405309	Key Code Media	5840 Equipment	36,916.57
04/02/26	0405319	Programming Service	5355 Other Contracted Serv.	5,550.00
04/02/26	0405327	Vanguard Computers Inc	5840 Equipment	16,236.40
04/09/26	0405937	Forest Incentives Ltd	5243 Other Supplies	8,069.22
04/16/26	0410305	ACD Direct	5355 Other Contracted Serv.	10,214.78
04/16/26	0410307	Allegiance Fundraising Group, LLC	5260 Printing & Duplicating	29,156.40
04/16/26	0410322	Free Style Graphics of Greenfield I	5243 Other Supplies	3,215.73
04/23/26	0410499	LHH Recruitment Solutions Inc	5357 Professional & Consult	3,548.80
04/30/26	0410593	Forest Incentives Ltd	5243 Other Supplies	9,576.02
04/30/26	0410593	Forest Incentives Ltd	5259 Postage	2,709.43
04/30/26	0410602	LHH Recruitment Solutions Inc	5357 Professional & Consult	3,548.80
				<b><u>2,382,000.30</u></b>

	A	B	D	E	F	G	H	I	J
1	<b>ATTACHMENT 4.b.</b>								
2	<b>Milwaukee Area Technical College</b>								
3	<b>(Non-Encumbered) April Year-to-date FY 26 vs. FY 25</b>								
5			<b>Prior Year</b>			<b>Current Year</b>			
6					<b>YTD</b>				
7					<b>Percent</b>				
8		<b>Account Description</b>	<b>April</b>	<b>Final</b>	<b>Percent</b>		<b>April</b>	<b>Full-Year</b>	<b>YTD</b>
9		<b>Tax Levy</b>	<b>FY 2024-25</b>	<b>FY 2024-25</b>	<b>of Budget</b>		<b>FY 2025-26</b>	<b>Budget</b>	<b>Percent</b>
10									
13		Local Government Total	40,528,873	51,624,716	0%		40,913,576	51,234,852	80%
14		<b>State Aid Plus Act 145 Funding</b>							
25		State Aid Plus Act 145 Funding	81,369,204	86,700,336	94%		82,549,761	87,601,348	94%
26		<b>Statutory Program Fees</b>							
31		Statutory Program Fees Total	37,408,672	37,381,962	100%		39,929,234	38,848,800	103%
32		<b>Material Fees</b>							
39		Material Fees Total	1,559,353	1,555,708	100%		1,591,344	1,620,000	98%
40		<b>Other Student Fees</b>							
57		Other Student Fees Total	1,811,813	1,868,081	97%		1,989,084	1,846,100	108%
58		<b>Institutional Revenue</b>							
87		Institutional Revenue Total	5,293,215	7,184,625	74%		5,640,571	6,079,843	93%
88		<b>Federal Revenue</b>							
89		Stud. Finan. Assist. Admin.	-	96,664			-	110,000	0%
90		<b>Other Sources</b>							
93		Other Sources	-	-	-		-	-	
95		<b>Total Revenue</b>	<b>167,971,130</b>	<b>186,412,092</b>	<b>90%</b>		<b>172,613,571</b>	<b>187,340,943</b>	<b>92%</b>
97		<b>Salaries</b>							
119		Full-time Faculty	46,086,907	52,080,384	88%		47,371,962	53,391,400	89%
120		Full-time Faculty - Zancils	3,693,774	3,942,751			2,774,939	2,600,000	107%
121		Part-time Faculty	12,631,125	15,031,241	84%		13,493,417	14,774,172	91%
122		Part-time Faculty-Zancils	1,725,278	1,684,999			1,217,109	1,100,000	111%
123		Full-time Staff	39,507,107	46,926,327	84%		39,933,425	51,216,489	78%
124		Part-time Staff	3,637,324	4,345,364	84%		3,516,498	4,277,200	82%
125		Planned Savings						(5,057,989)	
126		<b>Salaries Total</b>	<b>107,281,516</b>	<b>124,011,066</b>	<b>87%</b>		<b>108,307,349</b>	<b>122,301,272</b>	<b>89%</b>
127		<b>Fringe Benefits</b>							
138		Fringe Benefit Total	39,442,247	44,559,638	89%		40,889,669	42,263,719	97%
139		<b>Non-Salary Non-Fringe Expenditures</b>							
140		Travel Expenses	124,800	187,656	67%		167,469	361,044	46%
141		Supplies	3,481,702	4,817,556	72%		3,614,309	5,449,222	66%
142		Public Information	900,168	985,016	91%		809,501	1,067,963	76%
143		Building Repairs	113,446	128,956	88%		57,585	101,115	57%
144		Equipment Repairs	922,085	1,074,726	86%		696,907	1,115,479	62%
145		Contracted Services	3,715,759	4,921,486	76%		4,290,820	5,653,074	76%
146		Legal Services	604,608	745,288	81%		808,852	597,641	135%
147		Rental Expense	380,029	502,297	76%		372,530	576,104	65%
148		Uncoll Student Fee Exp	1,282,649	2,475,216	52%		1,125,000	1,500,000	75%
149		Bank Svc/Credit Card/Coll Agy	130,411	171,729	76%		157,880	163,311	97%
150		GI Supplemental Payments	3,813	3,813	100%		5,139	11,483	0%
151		Insurance	1,594,397	1,601,447	100%		1,737,143	1,840,533	94%
152		Utilities	3,575,739	4,133,526	87%		3,406,123	4,326,483	79%
153		Contingency	2,880	2,880	100%		(250,000)	(1,500)	16667%
154		Sales Tax Expense	23,548	28,306	83%		32,583	14,000	233%
155		<b>Non-Salary/Non-Benefit Expenses</b>	<b>16,856,033</b>	<b>21,779,900</b>	<b>77%</b>		<b>17,031,841</b>	<b>22,775,952</b>	<b>75%</b>
156									
157		<b>Total Expenditures</b>	<b>163,579,796</b>	<b>190,350,604</b>	<b>86%</b>		<b>166,228,860</b>	<b>187,340,943</b>	<b>89%</b>
158									
159		<b>Surplus or (Deficit)</b>	<b>4,391,334</b>	<b>(3,938,512)</b>	<b>0%</b>		<b>6,384,711</b>	<b>-</b>	<b>0%</b>
160									
169		Beginning General Fund Reserve (July 1st)		43,045,392				39,106,880	
170		Less Projected Deficit		(2,438,512)				-	
171		Less Strategic Reserves		(1,500,000)				-	
172		<b>Ending General Fund Reserve (June 30th)</b>		<b>39,106,880</b>				<b>39,106,880</b>	
173		<b>Reserve as Percentage of Total G.F. Revenue</b>		<b>20.98%</b>				<b>20.87%</b>	

Attachement 4-C  
Appointments  
May 2026

Division	Last Name	First Name	Job Title	Hire Date	LTE/Grant End Date	Offered Amount	Job Type	Employee Status	Reason for Position	Degree	Institution
Community & Human Services Pathway	Hennessey	Colin	Instructor, Fire Protection (part-time)	5/11/26		\$40.00	Part-Time	New Hire	New Position	Bachelors Degree	Carthage College
Community & Human Services Pathway	Rivera	Heriberto	Instructor ,Emergency Medical Services (PT)	5/11/26		\$40.00	Part-Time	New Hire	New Position	Associates Degree	EXCELSIOR COLLEGE

Attachement 4-C  
 Change in Status  
 May 2026

Division	Last Name	First Name	Job Title	Hire Date	LTE/Grant End Date	Offered Amount	Job Type	Employee Status	Reason for Position	Degree	Institution
<b>Student Engagement and Community Impact</b>	Brown	Aaliyah	Administrative Assistant I, Student Life (Full-time)	5/10/2026		\$19.00	Full-Time	Promotion	Replacement	Associates Degree	Milwaukee Area Technical College
<b>Finance</b>	Muhammad	Sahirah	Accounts Payable Specialist (Full-Time)	5/24/2026		\$25.43	Full-Time	Promotion	Replacement	Associates Degree	MATC

Attachement 4-C  
Separation  
May 2026

Division	Department	Name (last, first)	Type of Separation	Separation Date	Cosmo ID	Title	Full time / Part time	Date added to list
Finance	Food Services	Rogers, Shauntell	Separation	5/1/26	1352248	Culinary Assistant	Full	5/8/26
STEM Pathway	Quality Engineer Technology	Berg, Samuel	Separation	5/6/26	1624312	Instructor	Part	5/11/26
District Administration	Office of the President	Kovochich, Peter	Separation	5/8/26	943661	Executive Assistant	Full	5/4/26
Retention and Completion	Voc Ed Projects	Lawton, James	Separation	5/21/26	585956	Retention Coach	Part	5/8/26
Business Pathway	Marketing	Burleson, Steven	Retirement	5/22/26	3740	Instructor	Full	4/14/26
Finance	Instructional Food Service	Singer, Linda	Separation	5/22/26	162365	Culinary Assistant	Part	5/8/26
SERVE Pathway	Community and Human Services	Peyton, Patrick	Separation	5/22/26	1591171	Administrative Assistant II	Full	5/11/26
Create Pathway	Animation	Decker, Timothy	Separation	5/23/26	1004275	Instructor	Full	2/17/26
SERVE Pathway	Funeral Services	Haas, Ralph	Separation	5/23/26	354511	Instructor	Part	2/12/26
Healthcare Pathway	Nursing	Kent, Victoria	Retirement	5/23/26	1032338	Instructor	Full	3/4/26
Manufacturing Pathway	Diesel	Kuehl, Craig	Retirement	5/23/26	165604	Instructor	Full	1/12/26
Healthcare Pathway	Surgical Technologist	Kunicki, Mary	Retirement	5/23/26	444999	Instructor	Full	12/8/25
Employer & Community Education	ESL	Nason, Carolyn	Retirement	5/23/26	885441	Instructor	Full	1/12/26
Healthcare Pathway	Nursing	Nicol, Allison	Retirement	5/23/26	591857	Instructor	Full	1/21/26
Manufacturing Pathway	Automobile-Mechanical	Schwanz, Erik	Retirement	5/23/26	977360	Instructor	Full	1/12/26
General Education Pathway	Social Science	Zielinski, Joel	Separation	5/23/26	6198	Instructor	Part	1/27/26
Healthcare Pathway	Health	Zielinski, Laurie	Retirement	5/23/26	6199	Instructor	Full	1/13/26

Attachement 4-C  
Separation  
May 2026

Division	Department	Name (last, first)	Type of Separation	Separation Date	Cosmo ID	Title	Full time / Part time	Date added to list
<b>SERVE Pathway General Education Pathway</b>	EMS	Cahoon, Alyssa	Separation	5/23/26	975080	Instructor	Full	4/1/26
	Economics	Turco, Patricia	Separation	5/23/26	7015	Instructor	Part	4/6/26
<b>SERVE Pathway</b>	EMS	Manke, Robert	Separation	5/23/26	292179	Instructor	Part	4/6/26
<b>SERVE Pathway</b>	EMS	Bodden, Jacob	Separation	5/23/26	928790	Instructor	Full	4/7/26
<b>Manufacturing Pathway General Education Pathway</b>	Welding	Peterson, William	Retirement	5/23/26	230393	Instructor	Full	4/14/26
	Social Science	Herzog, Phillip	Separation	5/23/26	1151	Instructor	Part	5/8/26
<b>Employer and Community Education Retention and Completion</b>	ESL	Benezis-Tslentis, Helen	Separation	5/23/26	14288	Instructor	Part	5/8/26
	Call Center	Wilinski, Deanna	Separation	5/28/26	149917	Customer Service Representative	Part	5/1/26

**2025: 20**

**2024: 46**

**PROCUREMENT REPORT**

**MAY 2026**

Each month, the MATC District Board approves contracts, procurements and services related to the operation of the college. The current items for board approval are:

**I. Procurements**

FLASHOVER SIMULATOR – OAK CREEK CAMPUS

SymTech

Berkeley Heights, NJ

\$108,332.00

## **Part I: PROCUREMENTS**

### **Item 1: FLASHOVER SIMULATOR – OAK CREEK CAMPUS**

#### **Background Information:**

The Serve Pathway is requesting the purchase of the SymTech ST-PRO Flashover Simulator. The purchasing process for this equipment was initiated and overseen by Kurt Zellman, Fire Technology Instructor and Justin Klis, Associate Dean, Protective Services.

The SymTech Flashover Simulator is a high-fidelity, live-fire training system designed to teach firefighters how to recognize and respond to extreme fire behavior. It provides an immersive, controlled environment where students can observe fire growth and smoke conditions leading up to a flashover. This training is critical for developing the decision-making skills needed to survive one of the most dangerous events on a fireground.

This system uses propane or natural gas, which allows for repeatable training sessions and a cleaner environment compared to traditional Class A wood-burn props. The simulator is fully compliant with NFPA 1402 standards, ensuring that our training meets national safety and facility requirements. This acquisition will significantly improve our fire program in several ways.

#### **Safety and Realism**

The simulator allows students to experience the physical signs of a flashover, including intense heat and specific smoke patterns, without the extreme risks of an unmanaged structure fire. Instructors have total control over the fire intensity, allowing them to pause scenarios for immediate coaching and feedback.

#### **Curriculum Integration**

Live fire training is a core requirement for Firefighter I and II certifications. This prop allows us to deliver consistent, high-quality instruction for our academy students and local fire department partners. It replaces the need for less predictable methods and provides a standardized experience for every student.

#### **Fiscal Responsibility and Procurement**

The total investment for this system is \$108,332. To ensure the best value and a clear procurement path, we are utilizing the Sourcewell cooperative purchasing contract. This contract has been competitively solicited at the national level, which satisfies MATC's purchasing requirements and ensures we are receiving better-than-market pricing.

By adding this simulator to our Fire Tower grounds, we are modernizing our fire training capabilities and providing our students with the best possible preparation for the field.

This purchase will be made under the Sourcewell Purchasing Cooperative contract 102325-SYM which meets all state of Wisconsin Procurement Requirements.

Positive action by the MATC District Board will result in a purchase from SymTech of Berkeley, NJ for a cost of \$108,332.00.

**Attachment 4-e.**

**Part II: CONSTRUCTION**  
**Item 1: RENOVATION AND REMODELING**  
**WSQ - Welding (Relocation from WAC)**  
**MATC Bid Reference #2026-003 – Project #2025515**

**Background Information**

Previously, the Board approved lists of renovation and remodeling capital projects for budget years. The projects and funding plan were also approved as part of respective year budget approvals.

This project is to prepare the previous Carpentry Lab at the Walker’s Square Education Center to accommodate the Welding Program to be relocated from the West Allis Campus A-Building. Welding is the last function being served in the WAC A-Building, and this project will facilitate the decommission of that building. The new location within the Walker’s facility will be on the same floor, adjacent to the existing welding lab. New electrical distribution and a fume extraction system are the primary construction scope of this project.

The contract recommended for approval below is for a single prime contract that pertains to the general construction for the previously mentioned areas.

Bid documents for the aforementioned work were prepared in accordance with Board policies and State regulations, and advertisements were placed in the Daily Reporter, the Milwaukee Courier and the Spanish Journal. **The bids were opened on May 12, 2026 with the following results which include the Base Bid and the Allowance.**

**REMODELING SPECIFIED AREAS & RELATED WORK (Comprehensive Single Prime)**

<b>Creative Constructors</b>	<b>*\$1,471,900.</b>
Bear Construction	-----
Catalyst Construction	\$1,505,080.

Proposals were evaluated, and the low qualified bid, as indicated by the asterisk, has met specifications. There were no challenges to the bid document or the manner in which the successful bidder was selected.

Positive action by the board on this item will authorize the issuance of a contract in the amount shown to the firm indicated by the asterisk.

**Part II: CONSTRUCTION**  
**Item 2: RENOVATION AND REMODELING**  
**DMC - Pathway Office Renovations**  
**MATC Bid Reference #2026-004 – Project #2026614**

**Background Information**

Previously, the Board approved lists of renovation and remodeling capital projects for budget years. The projects and funding plan were also approved as part of respective year budget approvals.

This project consists of spaces in two separate buildings. The project scope will renovate C258, C262, and C266 to serve the “Create Pathway Suite.” The other project scope will renovate the T203 office suite, and incorporate the adjacent Study Node, to create the New “STEM Pathway Suite”.

The contract recommended for approval below is for a single prime contract that pertains to the general construction for the previously mentioned areas.

Bid documents for the aforementioned work were prepared in accordance with Board policies and State regulations, and advertisements were placed in the Daily Reporter, the Milwaukee Courier and the Spanish Journal. **The bids were opened on May 14, 2026 with the following results which include the Base Bid and the Allowance.**

**REMODELING SPECIFIED AREAS & RELATED WORK (Comprehensive Single Prime)**

Catalyst Construction	\$ 726,680.
Bear Construction	\$ 750,797.
Level Up Construction	\$ 635,995.
<b>Creative Constructors</b>	<b>*\$ 629,900.</b>
Selzer-Ornst Construction	\$ 715,810.

Proposals were evaluated, and the low qualified bid, as indicated by the asterisk, has met specifications. There were no challenges to the bid document or the manner in which the successful bidder was selected.

**Part II: CONSTRUCTION**  
**Item 3: RENOVATION AND REMODELING**  
**DMC – University Center C224**  
**Project #2026616**

**Background Information**

Previously, the Board approved lists of renovation and remodeling capital projects for budget years. The projects and funding plan were also approved as part of respective year budget approvals.

This project will convert a former classroom on our “main-street” second floor of the C-Building into a suite to accommodate meeting space for affiliated four-year colleges and universities to meet with students. Students interested in transferring to other institutions will have an opportunity to explore and execute those transfers in-person while at MATC.

The contract recommended for approval below is for a single prime contract that pertains to the general construction for the previously mentioned areas.

Bid documents for the aforementioned work were prepared in accordance with Board policies and State regulations, and a proposal was prepared in accordance with RFP21-21.

**REMODELING SPECIFIED AREAS & RELATED WORK (Comprehensive Single Prime)**

<b>Selzer-Ornst Construction</b>	<b>*\$ 97,375.95.</b>

Positive action by the board on this item will authorize the issuance of a purchase order in the amount shown to the firm indicated by the asterisk.

Attachment 5-a.

\$1,500,000.00

Milwaukee Area Technical College District, Wisconsin  
General Obligation Promissory Notes, Series 2025-26L

**RESOLUTION AUTHORIZING THE SALE OF \$1,500,000.00  
GENERAL OBLIGATION PROMISSORY NOTES, SERIES 2025-26L**

WHEREAS, pursuant to Section 67.12(12) of the Wisconsin Statutes, as amended (the "Act"), the Milwaukee Area Technical College District, Wisconsin (the "District"), is authorized to issue notes of the District in the aggregate amount of \$1,500,000.00 for the public purpose of financing building remodeling and improvement projects, consisting of projects included in the District's 2025-2026 building remodeling and improvement program (the public purpose projects described above are hereafter referred to as the "Public Purposes"); and

WHEREAS, on April 28, 2026, the District authorized the issuance of \$1,500,000.00 General Obligation Promissory Notes, Series 2025-26L (the "Notes") for the Public Purposes; and

WHEREAS, the District has prepared and distributed a Preliminary Official Statement, dated May 18, 2026 (the "Preliminary Official Statement"), describing the Notes and the security therefor; and

WHEREAS, the District has examined proposed documentation for the Notes (collectively, the "Note Documents"), as follows:

- (a) an Official Notice of Sale issued by the District and a Parity Bid Form (the "Note Purchase Agreement") to be entered into between the District and the Underwriter, providing for the sale of the Notes; and
- (b) the Preliminary Official Statement.

WHEREAS, it is now expedient and necessary for the District to issue its general obligation promissory notes in the amount of \$1,500,000.00 for the Public Purposes;

NOW, THEREFORE, the District hereby resolves as follows:

Section 1. Definitions. The following terms shall have the following meanings in this Resolution unless the text expressly or by implication requires otherwise:

"Act" shall mean Section 67.12(12) of the Wisconsin Statutes;

"Code" shall mean the Internal Revenue Code of 1986, as amended;

“Continuing Disclosure Agreement” shall mean the Continuing Disclosure Agreement, executed and delivered by the Issuer, dated June 15, 2026 (the “Continuing Disclosure Agreement”), delivered by the District for the purpose of complying with the requirements of Rule 15c2-12 promulgated by the Securities and Exchange Commission under the Securities Exchange Act of 1934, as amended;

“Dated Date” shall mean June 15, 2026;

“Debt Service Fund” shall mean the Debt Service Fund of the District, which shall be the “special redemption fund” as such term is defined in the Act;

“District” shall mean the Milwaukee Area Technical College District, Wisconsin;

“Fiscal Agent” shall mean the Treasurer of the District or such other entity as the District may approved to act as fiscal agent;

“Governing Body” shall mean the Board of the District, or such other body as may hereafter be the chief legislative body of the District;

“Initial Resolution” shall mean the “Resolution Authorizing the Issuance of \$1,500,000.00 General Obligation Promissory Notes, Series 2025-26L of Milwaukee Area Technical College District, Wisconsin”, adopted by the Governing Body on April 28, 2026;

“Note Registrar” means the Secretary of the District;

“Notes” shall mean the \$1,500,000.00 General Obligation Promissory Notes, Series 2025-26L, of the District;

“Public Purposes” shall mean the public purpose of financing \$1,500,000.00 of building remodeling and improvement projects, consisting of projects included in the District's 2025-2026 building remodeling and improvement program, and paying certain costs of issuance;

“Purchase Price” shall mean \$1,555,032.50 (\$1,500,000.00 par amount of Notes, plus premium of \$61,207.50, less underwriter's discount of \$6,175.00);

“Record Date” shall mean the close of business on the fifteenth day of the calendar month next preceding any principal or interest payment date;

“Securities Depository” means The Depository Trust Company, New York, New York, or its nominee; and

“Underwriter” means Huntington Securities, Inc.

Section 2. Authorization of the Notes. For the purpose of financing the Public Purposes, there shall be borrowed on the full faith and credit of the District the sum of

\$1,500,000.00; and fully registered general obligation promissory notes of the District are authorized to be issued in evidence thereof.

Section 3. Sale of the Notes. To evidence such indebtedness, (i) the Chairperson or the Vice Chairperson and (ii) the Secretary of the District or other officer are hereby authorized, empowered and directed to make, execute, issue and sell to the Underwriter for, on behalf of and in the name of the District, general obligation promissory notes in the aggregate principal amount of One Million Five Hundred Thousand Dollars (\$1,500,000.00) for the Purchase Price, plus accrued interest to the date of delivery.

Section 4. Terms of the Notes. The Notes shall be designated "General Obligation Promissory Notes, Series 2025-26L"; shall be dated the Dated Date; shall be numbered one and upward; shall bear interest as shown on the Maturity Schedule below; shall be issued in denominations of \$5,000 or any integral multiple thereof; and shall mature on the dates and in the amounts as set forth below. Interest on the Notes shall accrue from the Interest Accrual Date and shall be payable semi-annually on June 1 and December 1 of each year, commencing on December 1, 2026.

#### **MATURITY SCHEDULE**

<u>Maturity Date</u>	<u>Principal Amount</u>	<u>Interest Rate</u>
June 1, 2027	\$350,000	4.00%
June 1, 2028	\$500,000	4.00%
June 1, 2029	\$500,000	5.00%
June 1, 2030	\$150,000	5.00%

The Notes of this issue shall not be subject to call and payment prior to maturity.

Section 5. Form, Execution, Registration and Payment of the Notes. The Notes shall be issued as registered obligations in substantially the form attached hereto as Exhibit A and incorporated herein by this reference.

The Notes shall be executed in the name of the District by the manual signatures of (i) the Chairperson or the Vice Chairperson and (ii) the Secretary or other officer, and may be sealed with its official or corporate seal, if any.

The principal of, premium, if any, and interest on the Notes shall be paid by the Fiscal Agent.

Both the principal of and interest on the Notes shall be payable in lawful money of the United States of America by the Fiscal Agent. Payment of principal of the final maturity on the Notes will be payable upon presentation and surrender of the Notes to the Fiscal Agent. Payment of principal on the Notes (except the final maturity) and each installment of interest shall be made to the registered owner of each Note who shall appear on the registration books of the District, maintained by the Note Registrar, on the Record Date

and shall be paid by check or draft of the Fiscal Agent and mailed to such registered owner at the address appearing on such registration books or at such other address may be furnished in writing to such registered owner to the Note Registrar.

Section 6. Note Proceeds. The sale proceeds of the Notes (exclusive of accrued interest, printing distribution and filing fees, and any premium received) shall, forthwith upon receipt, be placed in and kept by the District Treasurer as a separate fund to be known as the Promissory Notes, Series 2025-26L, Borrowed Money Fund (hereinafter referred to as the "Borrowed Money Fund"). Moneys in the Borrowed Money Fund shall be used solely for the purposes for which borrowed or for transfer to the Debt Service Fund as provided by law.

Section 7. Tax Levy. In order to provide for the collection of a direct annual tax sufficient in amount to pay and for the express purpose of paying the interest on the Notes as it falls due and also to pay and discharge the principal thereof at maturity, there is hereby levied upon all of the taxable property in the District, in addition to all other taxes, a nonrepealable, direct, annual tax in an amount sufficient for that purpose. This tax shall be from year to year carried into the tax roll of the District and collected in addition to all other taxes and in the same manner and at the same time. Said tax is to be for the following years and in the following minimum amounts:

<u>Year of Levy</u>	<u>Amount of Tax</u>
2025	\$30,663.89
2026	\$409,500.00
2027	\$542,500.00
2028	\$520,000.00
2029	\$153,750.00

The District shall be and continue without power to repeal such levy or obstruct the collection of said tax until all such payments have been made or provided for. After the issuance of the Notes, said tax shall be carried into the tax rolls of the District and collected as other taxes are collected, provided that the amount of tax carried into said tax rolls with respect to the Notes may be reduced by the amount of any surplus money in the Debt Service Fund created pursuant to Section 8 below.

If there shall be insufficient funds from the tax levy to pay the principal of or interest on the Notes when due, the said principal or interest shall be paid from other funds of the District on hand, said amounts to be returned when said taxes have been collected.

There be and there hereby is appropriated from taxes levied by the District in anticipation of the issuance of the Notes and other funds of the District on hand a sum sufficient to be deposited in the Debt Service Fund to meet payments with respect to debt service due for the year 2026.

Section 8. Debt Service Fund. Within the debt service fund previously established within the treasury of the District, there be and there hereby is established a separate and

distinct fund designated as the “Debt Service Fund for \$1,500,000.00 General Obligation Promissory Notes, Series 2025-26L, dated June 15, 2026” (the “Debt Service Fund”), and such fund shall be maintained until the indebtedness evidenced by the Notes is fully paid or otherwise extinguished. The District Treasurer shall deposit in such Debt Service Fund (i) all accrued interest received by the District at the time of delivery of and payment for the Notes; (ii) the taxes herein levied for the specific purpose of meeting principal of and interest on the Notes when due; (iii) such other sums as may be necessary at any time to pay principal of and interest on the Notes when due; (iv) any premium which may be received by the District above the par value of the Notes and accrued interest thereon; (v) surplus moneys in the Borrowed Money Fund for the Notes; and (vi) such further deposits as may be required by Section 67.11 of the Wisconsin Statutes.

No money shall be withdrawn from the Debt Service Fund and appropriated for any purpose other than the payment of principal of and interest on the Notes until all such principal and interest has been paid in full and canceled; provided (i) the funds to provide for each payment of principal of and interest on the Notes prior to the scheduled receipt of taxes from the next succeeding tax collection may be invested in direct obligations of the United States of America maturing in time to make such payments when they are due or in other investments permitted by law; and (ii) any funds over and above the amount of such principal and interest payments on the Notes may be used to reduce the next succeeding tax levy, or may, at the option of the District, be invested by purchasing the Notes as permitted by and subject to Section 67.11(2)(a) of the Wisconsin Statutes in interest-bearing obligations of the United States of America, in other obligations of the District or in other investments permitted by law, which investments shall continue as a part of the Debt Service Fund.

When all of the Notes have been paid in full and canceled, and all permitted investments disposed of, any money remaining in the Debt Service Fund shall be deposited in the general fund of the District, unless the District Board directs otherwise.

Section 9. Deposits and Investments. The Debt Service Fund shall be kept apart from moneys in the other funds and accounts of the District and the same shall be used for no purpose other than the prompt payment of principal of and interest on the Notes as the same becomes due and payable. All moneys therein shall be deposited in special and segregated accounts in a public depository selected under Chapter 34 of the Wisconsin Statutes and may be temporarily invested until needed in legal investments subject to the provisions of Sections 66.0603(1m) and 67.10(3) of the Wisconsin Statutes. All income derived from such investments shall be regarded as revenues of the District. No such investment shall be in such a manner as would cause the Notes to be “arbitrage bonds” within the meaning of Section 148 of the Code or the Regulations of the Commissioner of Internal Revenue thereunder.

The District Treasurer or other officers shall, on the basis of the facts, estimates and circumstances in existence on the date of closing, make such certifications as are necessary to permit the conclusion that the Notes are not “arbitrage bonds” under Section 148 of the Code or the Regulations of the Commissioner of Internal Revenue thereunder.

Section 10. Sale of Notes. The terms, conditions and provisions of the Notes and the Note Documents are, in all respects, authorized and approved. The form of the Note Purchase Agreement is hereby approved. The Notes shall be sold and delivered in the manner, at the Purchase Price, plus interest accrued from the Interest Accrual Date to the closing date, pursuant to the terms and conditions set forth in the Note Purchase Agreement.

The preparation of the Preliminary Official Statement and the Final Official Statement, and their use as contemplated in the Note Purchase Agreement, are hereby approved. The Preliminary Official Statement is “deemed final” as of its date, except for omissions or subsequent modifications permitted under Rule 15c2-12 of the Securities and Exchange Commission. The Chairperson, the Vice Chairperson and Secretary of the District are authorized and directed to do any and all acts necessary to conclude delivery of the Notes to the Underwriter, as soon after adoption of this Resolution as is convenient.

Section 11. Book-Entry Only Notes. The Notes shall be transferable as follows:

(a) Each maturity of Notes will be issued as a single Note in the name of the Securities Depository, or its nominee, which will act as depository for the Notes. During the term of the Notes, ownership and subsequent transfers of ownership will be reflected by book entry on the records of the Securities Depository and those financial institutions for whom the Securities Depository effects book entry transfers (collectively, the “Participants”). No person for whom a Participant has an interest in Notes (a “Beneficial Owner”) shall receive bond certificates representing their respective interest in the Notes except in the event that the Securities Depository or the District shall determine, at its option, to terminate the book-entry system described in this Section. Payment of principal of, and interest on, the Notes will be made by the Fiscal Agent to the Securities Depository which will in turn remit such payment of principal and interest to its Participants which will in turn remit such principal and interest to the Beneficial Owners of the Notes until and unless the Securities Depository or the District elect to terminate the book entry system, whereupon the District shall deliver bond certificates to the Beneficial Owners of the Notes or their nominees. Note certificates issued under this Section may not be transferred or exchanged except as provided in this Section.

(b) Upon the reduction of the principal amount of any maturity of Notes, the Registered Noteowner may make a notation of such redemption on the panel of the Note, stating the amount so redeemed, or may return the Note to the District for exchange for a new Note in a proper principal amount. Such notation, if made by the Noteowner, may be made for reference only, and may not be relied upon by any other person as being in any way determinative of the principal amount of such Note Outstanding, unless the Note Registrar initialed the notation on the panel.

(c) Immediately upon delivery of the Notes to the purchasers thereof on the delivery date, such purchasers shall deposit the bond certificates representing all of the Notes with the Securities Depository. The Securities Depository, or its nominee, will be

the sole Noteowner of the Notes, and no investor or other party purchasing, selling or otherwise transferring ownership of any Notes will receive, hold or deliver any bond certificates as long as the Securities Depository holds the Notes immobilized from circulation.

(d) The Notes may not be transferred or exchanged except:

(1) To any successor of the Securities Depository (or its nominee) or any substitute depository ("Substitute Depository") designated pursuant to (ii) below, provided that any successor of the Securities Depository or any Substitute Depository must be a qualified and registered "clearing agency" as provided in Section 17L of the Securities Exchange Act of 1934, as amended;

(2) To a Substitute Depository designated by or acceptable to the District upon (a) the determination by the Securities Depository that the Notes shall no longer be eligible for depository services or (b) a determination by the District that the Securities Depository is no longer able to carry out its functions, provided that any such Substitute Depository must be qualified to act as such, as provided in subparagraph (1) above; or

(3) To those persons to whom transfer is requested in written transfer instructions in the event that:

(i) The Securities Depository shall resign or discontinue its services for the Notes and, only if the District is unable to locate a qualified successor within two months following the resignation or determination of noneligibility, or

(ii) Upon a determination by the District that the continuation of the book entry system described herein, which precludes the issuance of certificates to any Noteowner other than the Securities Depository (or its nominee) is no longer in the best interest of the Beneficial Owners of the Notes.

(e) The Depository Trust Company, New York, New York, is hereby appointed the Securities Depository for the Notes.

Section 12. Undertaking to Provide Continuing Disclosure. The (i) Chairperson or the Vice Chairperson and (ii) Secretary of the District are hereby authorized and directed to execute on behalf of the District, the Continuing Disclosure Agreement in connection with the Notes for the purpose of complying with the requirements of Rule 15c2-12 promulgated by the Securities and Exchange Commission under the Securities Exchange Act of 1934, as amended.

Section 13. Compliance with Federal Tax Laws.

(a) The District represents and covenants that the project financed by the Notes and their ownership, management and use will not cause the Notes to be “private activity bonds” within the meaning of Section 141 of the Code, and the District shall comply with the provisions of the Code to the extent necessary to maintain the tax-exempt status of the interest on the Notes.

(b) The District also covenants to use its best efforts to meet the requirements and restrictions of any different or additional federal legislation which may be made applicable to the Notes, provided that in meeting such requirements the District will do so only to the extent consistent with the proceedings authorizing the Notes and the laws of Wisconsin, and to the extent there is a reasonable period of time in which to comply.

Section 14. Rebate Fund. If necessary, the District shall establish and maintain, so long as the Notes are outstanding, a separate account to be known as the “Rebate Fund” for the purpose of complying with the rebate requirements of Section 148(f) of the Code. The Rebate Fund is for the sole purpose of paying rebate to the United States of America, if any, on amounts of bond proceeds held by the District. The District hereby covenants and agrees that it shall pay from the Rebate Fund the rebate amounts as determined herein to the United States of America.

The District may engage the services of accountants, attorneys, or other consultants necessary to assist it in determining rebate amounts. Amounts held in the Rebate Fund and the investment income therefrom are not pledged as security for the Notes and may only be used to pay amounts to the United States. The District shall maintain or cause to be maintained records of such determinations until six (6) years after payment in full of the Notes and shall make such records available upon reasonable request therefor.

Section 15. Defeasance. When all Notes have been discharged, all pledges, covenants and other rights granted to the owners thereof by this Resolution shall cease. The District may discharge all Notes due on any date by irrevocably depositing in escrow with a suitable bank or trust company a sum of cash and/or bonds or securities issued or guaranteed as to principal and interest of the U.S. Government, or of a commission, board or other instrumentality of the U.S. Government (“Government Obligations”), or of securities wholly and irrevocably secured as to principal and interest by Government Obligations and rated in the highest rating category of a nationally recognized rating service, maturing on the dates and bearing interest at the rates required to provide funds sufficient to pay when due the interest to accrue on each of said Note to its maturity or, at the District's option, if said Note is prepayable to any prior date upon which it may be called for redemption, and to pay and redeem the principal amount of each such Note at maturity, or at the District's option, if said Note is prepayable, at its earliest redemption date, with the premium required for such redemption, if any, provided that notice of the redemption of all prepayable Notes on such date has been duly given or provided for.

Section 16. Resolution a Contract. The provisions of this Resolution shall constitute a contract between the District and the owner or owners of the Notes, and after issuance of any of the Notes no change or alteration of any kind in the provisions of this Resolution may be made, except as provided in Section 18, until all of the Notes have been paid in full as to both principal and interest. The owner or owners of any of the Notes shall have the right in addition to all other rights, by mandamus or other suit or action in any court of competent jurisdiction, to enforce such owner's or owners' rights against the District, the Governing Body thereof, and any and all officers and agents thereof including, but without limitation, the right to require the District, its Governing Body and any other authorized body, to fix and collect rates and charges fully adequate to carry out all of the provisions and agreements contained in this Resolution.

Section 17. General Authorizations. The Chairperson, the Vice Chairperson and the Secretary of the District and the appropriate deputies and officials of the District in accordance with their assigned responsibilities are hereby each authorized to execute, deliver, publish, file and record such other documents, instruments, notices and records and to take such other actions as shall be necessary or desirable to accomplish the purposes of this Resolution and to comply with and perform the obligations of the District under the Notes. The execution or written approval of any document by the Chairperson, the Vice Chairperson or Secretary of the District herein authorized shall be conclusive evidence of the approval by the District of such document in accordance with the terms hereof.

In the event that said officers shall be unable by reason of death, disability, absence or vacancy of office to perform in timely fashion any of the duties specified herein (such as the execution of Notes), such duties shall be performed by the officer or official succeeding to such duties in accordance with law and the rules of the District.

Any actions taken by the Chairperson, the Vice Chairperson and Secretary consistent with this Resolution are hereby ratified and confirmed.

Section 18. Amendment to Resolution. After the issuance of any of the Notes, no change or alteration of any kind in the provisions of this Resolution may be made until all of the Notes have been paid in full as to both principal and interest, or discharged as herein provided, except: (a) the District may, from to time, amend this Resolution without the consent of any of the owners of the Notes, but only to cure any ambiguity, administrative conflict, formal defect, or omission or procedural inconsistency of this Resolution; and (b) this Resolution may be amended, in any respect, with a written consent of the owners of not less than two-thirds (2/3) of the principal amount of the Notes then outstanding; provided, however, that no amendment shall permit any change in the pledge of tax revenues of the District or the maturity of any Note issued hereunder, or a reduction in the rate of interest on any Note, or in the amount of the principal obligation thereof, or in the amount of the redemption premium payable in the case of redemption thereof, or change the terms upon which the Notes may be redeemed or make any other modification in the terms of the payment of such principal or interest without the written consent of the owner of each such Note to which the change is applicable.

Section 19. Illegal or Invalid Provisions. In case any one or more of the provisions of this Resolution or any of the Notes shall for any reason be held to be illegal or invalid, such illegality or invalidity shall not affect any other provision of this Resolution or of the Notes.

Section 20. Conflicting Resolutions. All ordinances, resolutions, or orders, or parts thereof heretofore enacted, adopted or entered, in conflict with the provisions of this Resolution, are hereby repealed and this Resolution shall be in effect from and after its passage.

[SIGNATURE PAGE TO FOLLOW]

Adopted: May 26, 2026.

---

Erica L Case  
Chairperson of the District

Attest:

---

Dr. Waleed Najeeb  
Secretary of the District

Recorded on May 26, 2026.

---

Dr. Waleed Najeeb  
Secretary of the District

EXHIBIT A

UNITED STATES OF AMERICA  
STATE OF WISCONSIN  
MILWAUKEE AREA TECHNICAL COLLEGE DISTRICT  
GENERAL OBLIGATION PROMISSORY NOTE, SERIES 2025-26L

<u>Number</u>	<u>Interest Rate</u>	<u>Maturity Date</u>	<u>Dated Date</u>	<u>Principal Amount</u>	<u>CUSIP</u>
R-____	____%	June 1, 20__	_____	\$_____	602369__

FOR VALUE RECEIVED, Milwaukee Area Technical College District, Wisconsin, promises to pay to CEDE & CO., or registered assigns, the principal sum of \_\_\_\_\_ (\$\_\_\_\_\_) on the maturity date specified above, together with interest thereon from \_\_\_\_\_ or the most recent payment date to which interest has been paid, unless the date of registration of this Note is after the 15th day of the calendar month immediately preceding an interest payment date, in which case interest will be paid from such interest payment date, at the rate per annum specified above, such interest being payable on June 1 and December 1 of each year, with the first interest on this issue being payable on \_\_\_\_\_.

The Notes of this issue shall not be subject to call and payment prior to maturity.

Both principal hereof and interest hereon are hereby made payable to the registered owner in lawful money of the United States of America, and for the prompt payment of this Note with interest thereon as aforesaid, and the levying and collection of taxes sufficient for that purpose, the full faith, credit and resources of the District are hereby irrevocably pledged. The principal of this Note shall be payable only upon presentation and surrender of this Note to the District Treasurer at the principal office of the District. Interest hereon shall be payable by check or draft dated as of the applicable interest payment date and mailed from the office of the District Treasurer to the person in whose name this Note is registered at the close of business on the fifteenth day of the calendar month next preceding each interest payment date.

This Note is transferable only upon the books of the District kept for that purpose by the District Secretary at the principal office of the District, by the registered owner in person or his duly authorized attorney, upon surrender of this Note together with a written instrument of transfer (which may be endorsed hereon) satisfactory to the District Secretary duly executed by the registered owner or his duly authorized attorney. Thereupon a new Note or Notes of the same aggregate principal amount, series and maturity shall be issued to the transferee in exchange therefor. The District may deem and treat the person in whose name this Note is registered as the absolute owner hereof

for the purpose of receiving payment of or on account of the principal or interest hereof and for all other purposes. The Notes are issuable solely as negotiable, fully registered Notes without coupons in authorized denominations of \$5,000 or any whole multiple thereof.

This Note is one of an issue aggregating \$1,500,000.00 issued pursuant to the provisions of Section 67.12(12) of the Wisconsin Statutes, for the public purpose of financing \$1,500,000.00 building remodeling and improvement projects, consisting of projects included in the District's 2025-2026 building remodeling and improvement program (the public purpose projects described above are hereafter referred to as the "Public Purposes") and is authorized by a resolution of the District Board of the District, duly adopted by said District Board at its meetings duly convened on \_\_\_\_\_ and \_\_\_\_\_, which resolutions are recorded in the official book of its minutes for said date.

It is hereby certified and recited that all conditions, things and acts required by law to exist or to be done prior to and in connection with the issuance of this Note have been done, have existed and have been performed in due form and time; that the aggregate indebtedness of the District, including this Note and others authorized simultaneously herewith, does not exceed any limitations imposed by law or the Constitution of the State of Wisconsin; and that the District has levied a direct, annual irrevocable tax sufficient to pay this Note, together with interest thereon when and as payable.

No delay or omission on the part of the owner hereof to exercise any right hereunder shall impair such right or be considered as a waiver thereof or as a waiver of or acquiescence in any default hereunder.

IN WITNESS WHEREOF, the District Board of Milwaukee Area Technical College District, Wisconsin, has caused this Note to be signed on behalf of said District by its duly qualified and acting Chairperson or Vice Chairperson, and Secretary or other officer, and its corporate seal to be impressed hereon, all as of the date of original issue specified above.

MILWAUKEE AREA TECHNICAL  
COLLEGE DISTRICT, WISCONSIN

By: \_\_\_\_\_

\_\_\_\_\_  
Chairperson of the District

Attest: \_\_\_\_\_

\_\_\_\_\_  
Secretary of the District

(Form of Assignment)

FOR VALUE RECEIVED the undersigned hereby sells, assigns and transfers unto

---

---

---

(Please print or typewrite name and address,  
including zip code, of Assignee)

---

(Please print or typewrite Social Security or  
other identifying number of Assignee)

the within Note and all rights thereunder, hereby irrevocably constituting and appointing

---

(Please print or type name of Attorney)

Attorney to transfer said Note on the books kept for the registration thereof with full power of substitution in the premises.

Dated: \_\_\_\_\_

---

NOTICE: The signature to this assignment must correspond with the name as it appears upon the face of the within Note in every particular without alteration or enlargement or any change whatever.

Signature(s) guaranteed by:

---

Attachment 5-b.

**RESOLUTION AUTHORIZING THE ISSUANCE OF \$1,500,000.00  
GENERAL OBLIGATION PROMISSORY NOTES, SERIES 2026-27A  
OF MILWAUKEE AREA TECHNICAL COLLEGE DISTRICT, WISCONSIN**

WHEREAS, Milwaukee Area Technical College District (the "District") is presently in need of \$1,500,000.00 for the public purposes of financing building remodeling and improvement projects, consisting of projects included in the District's 2026-2027 building remodeling and improvement program that are anticipated to occur in 2026-2027; and

WHEREAS, it is in the best interest of the District that the monies needed for such purpose be borrowed through the issuance of general obligation promissory notes pursuant to Section 67.12(12), Wis. Stats.; now therefore be it

RESOLVED, that the District shall issue general obligation promissory notes in the amount of \$1,500,000.00 for the public purposes of financing building remodeling and improvement projects, consisting of projects included in the District's 2026-2027 building remodeling and improvement program that are anticipated to occur in 2026-2027; and be it

FURTHER RESOLVED, that the District Secretary shall, within 10 (ten) days hereafter, cause public notice of the adoption of this resolution to be given to the electors of the District by publishing a notice thereof in the Milwaukee Journal Sentinel, a newspaper published and having general circulation in the District, which newspaper is found and determined to be likely to give notice to the electors, such notice to be in substantially the form set forth in Attachment A to this resolution.

Adopted: May 26, 2026.

\_\_\_\_\_  
Erica L Case, Chairperson

Attest:

\_\_\_\_\_  
Dr. Waleed Najeeb, District Secretary

Recorded on May 26, 2026.

\_\_\_\_\_  
Dr. Waleed Najeeb, District Secretary

Attachment A

NOTICE

TO THE ELECTORS OF:

Milwaukee Area Technical  
College District, Wisconsin

NOTICE IS HEREBY GIVEN that the District Board of the above-named District, at a meeting duly called and held on May 26, 2026, adopted, pursuant to the provisions of Section 67.12(12) of the Wisconsin Statutes, a resolution entitled, "RESOLUTION AUTHORIZING THE ISSUANCE OF \$1,500,000.00 GENERAL OBLIGATION PROMISSORY NOTES, SERIES 2026-27A, OF MILWAUKEE AREA TECHNICAL COLLEGE DISTRICT, WISCONSIN," which provides that the sum of \$1,500,000.00 be borrowed through the issuance of the District's general obligation promissory notes for the public purposes of financing building remodeling and improvement projects, consisting of projects included in the District's 2026-2027 building remodeling and improvement program that are anticipated to occur in 2026-2027.

A copy of said resolution is on file in the District Office, 700 West State Street, Milwaukee, Wisconsin, and is available for public inspection weekdays, except holidays, between the hours of 8:00 A.M. and 4:00 P.M.

The District Board need not submit the resolution authorizing this borrowing to the electors for approval unless within 30 days after the publication of this Notice there is filed with the Secretary of the District Board a petition meeting the standards set forth in Sec. 67.12(12), Wis. Stats., requesting a referendum thereon at a special election.

Dated: May 26, 2026.

BY ORDER OF THE DISTRICT BOARD:

District Secretary

MILWAUKEE AREA TECHNICAL COLLEGE DISTRICT

# ACTIVITY PLAN & BUDGET

FISCAL YEAR 2026-27

DRAFT



## **EQUAL OPPORTUNITY AND AFFIRMATIVE ACTION COMMITMENT**

Milwaukee Area Technical College's commitment to equal opportunity in admissions, educational programs, and employment policies assures that all individuals are included in the diversity that makes the college an exciting institution. MATC does not discriminate against qualified individuals in employment or access to courses, programs, or extracurricular activities on the basis of race, color, national origin, ancestry, religion, creed, sex, sexual orientation, age, disability, pregnancy, marital status, parental status, or other protected class status. The lack of English skills shall not be a barrier to admission or participation in any MATC program or service.

MATC will comply fully with state and federal Equal Opportunity and Affirmative Action laws, executive orders, and regulations. Direct questions concerning application of this policy to the MATC Affirmative Action Officer, 700 West State Street, Milwaukee, WI 53233-1443.

It is the policy of MATC to provide reasonable accommodations for all students, or applicants for admission, who have disabilities (see Discrimination Against Individuals With Disabilities Policy (0203). MATC will adhere to all applicable federal and state laws, regulations, and guidelines with respect to providing reasonable accommodations as required to afford equal opportunity and access to programs and services for students with disabilities. Reasonable accommodations will be provided in a timely and cost-effective manner. Access shall not be denied because of the need to make reasonable accommodations for an individual's disability.

State and federal laws include the concept of "reasonable accommodation" as a key element in providing equal opportunity and access to programs and services for students with disabilities.

**MILWAUKEE AREA TECHNICAL COLLEGE**  
**2026-27 ACTIVITY PLAN AND BUDGET**

Fiscal Year 2026-27

**Members of the MATC District Board as of June 30, 2026**

Erica L. Case	Chairperson
Citlali Mendieta-Ramos	Vice Chairperson
Dr. Waleed Najeeb	Secretary
Gale Pence	Treasurer
Lauren Baker	
Mark F. Foley	
State Rep. Supreme Moore Omokunde	
Charlotte Hayslett	
Dr. Katrice M. Cotton	

**Administrators as of June 30, 2026**

Dr. Anthony Cruz	President
Dr. Philip King	Executive Vice President and Provost
Dr. Sadique Isahaku	Vice Provost for Learning
Dr. Yan Wang	Vice President, Enrollment and Retention
Michael Rogers	Vice President, Student Engagement and Community Impact
Paul Zinck	Vice President, Administration and Operations
Laquitha "Elle" Bonds-Jones	Vice President, Human Resources
Dr. Michael West	Vice President, Strategic Initiatives and External Affairs
Debbie Hamlett	Vice President and General Manager, Milwaukee PBS
Sherry Terrell-Webb, J.D.	Vice President and General Counsel
Eva Kuether	Chief Financial Officer
David Rowe	Chief Information Officer
Aisha Barkow	Chief Public Safety and Risk Management
David Sherrill	Chief District Facilities Officer
Dr. Pamela Holt	Executive Dean, Learning Support
Barbara A. Cannell	Executive Dean, Academic Systems and Integrity
Jonathan Mies	Executive Director, Regional Campus
Dr. Patricia Nájera Torres	Executive Director, Campus Operations
Sarah Eslyn	Executive Director, Marketing and Communications
Dr. Jennifer Mikulay	Executive Director, Institutional Effectiveness and Research

**Official Issuing Report**

Paul Zinck, Vice President, Administration and Operations  
 Assisted by:  
 Eva Kuether, CPA, Chief Financial Officer  
 Suzanne Jarvis, CPA, Controller  
 Emilia Meinhardt, Director, Budget  
 Sharon Oleinik, Senior Financial Grants Administrator  
 Patrick Mixdorf, Senior Analyst, Capital Asset Accounting and Budget  
 Patrick Kelly, Senior Accounting and Budget Analyst

**MILWAUKEE AREA TECHNICAL COLLEGE**

**District Board Members as of June 30, 2026**

<u>Name</u>	<u>Board Officer</u>	<u>Membership Type</u>	<u>Term Expires</u>	<u>Employer and Position</u>
Erica L. Case	Chairperson	Employer	06/30/27	LiveWire Group, Inc. Head of Human Resources
Citlali Mendieta-Ramos	Vice Chairperson	Employer	06/30/28	Antigua Latin Restaurant, LLC Owner/Director of Special Events
Waleed Najeeb, M.D.	Secretary	Employer	06/30/26	Medpoint Clinics Medical Director and CEO
Gale Pence	Treasurer	Employer	06/30/26	Global Precision Industries Inc. CEO and Founder
Supreme Moore Omokunde		Elected Official	06/30/28	Wisconsin State Assembly Representative 17 <sup>th</sup> District
Mark F. Foley		Employer	06/30/27	von Briesen & Roper, s.c. Shareholder/Attorney
Charlotte Hayslett		Additional Member	06/30/28	Chairperson, Housing Authority of the City Milwaukee Board of Commissioners
Lauren Baker		Additional Member	06/30/27	Retired
Katrice Cotton, Ed.D		School District Administrator	06/30/26	Brown Deer School District Superintendent

**NOTE:** *The composition and number of MATC District Board members are stipulated by Wisconsin law. The governing board of the Milwaukee Area Technical College District is made up of nine appointed members from geographical areas within the Milwaukee Area Technical College District. Members include five persons representing employers, one elected official, one school district administrator and two additional members.*

**MILWAUKEE AREA TECHNICAL COLLEGE  
2026-27  
ACTIVITY PLAN AND BUDGET**

**TABLE OF CONTENTS**

**Section I – Introduction and Policy**

Transmittal Letter to District Citizens ..... 1  
 College Overview ..... 2  
 Strategic Plan, Mission, Vision & Values ..... 8  
 The Planning and Budgeting Process ..... 11  
 FY2026-27 Plan and Budget Development Calendar ..... 14  
 FY2026-27 Budget Assumptions ..... 15  
 Summary of Financial Policies ..... 19  
 Major Categories of Revenues and Expenditures ..... 23  
 Description of Basis of Accounting..... 27

**Section II – Financial Data**

Class I Legal Notice - Budget Summary and Notice of Public Hearing.....29  
 MATC Tax on \$100,000 House.....31  
 Combined Funds Budget Analysis - Resources ..... 32  
 Combined Funds Budget Analysis - Expenditures ..... 35  
 Combined Budget Summary ..... 38  
 Description of Fund Balance Reserves ..... 40  
 Pro Forma Balance Sheet - June 30, 2026.....41  
 Pro Forma Balance Sheet - June 30, 2027 ..... 42  
 General Fund..... 43  
 Special Revenue Fund - Operational..... 48  
 Special Revenue Fund - Non-Aidable ..... 51  
 Capital Projects Fund ..... 55  
 Debt Service Fund..... 79  
 Enterprise Fund.....89  
 Internal Service Fund ..... 96

**Section III - Supplemental Data**

Position Summary - FTE Basis.....98  
 Student and Campus Statistics.....99  
 Property Tax Levies, Equalized Value, and Tax Rates ..... 100  
 Full-Time Equivalent Enrollment Statistics ..... 101  
 FTE Information ..... 102  
 Academic & Career Pathways.....103  
 Equalized Value by Municipality ..... 110  
 Demographic Statistics for Milwaukee and Ozaukee Counties ..... 111  
 Course Fee History..... 112  
 Program Graduate Follow-Up Statistics..... 113

**MILWAUKEE AREA TECHNICAL COLLEGE  
2026-27  
ACTIVITY PLAN AND BUDGET**

**TABLE OF CONTENTS**

Special Revenue Fund Supplemental Schedules:

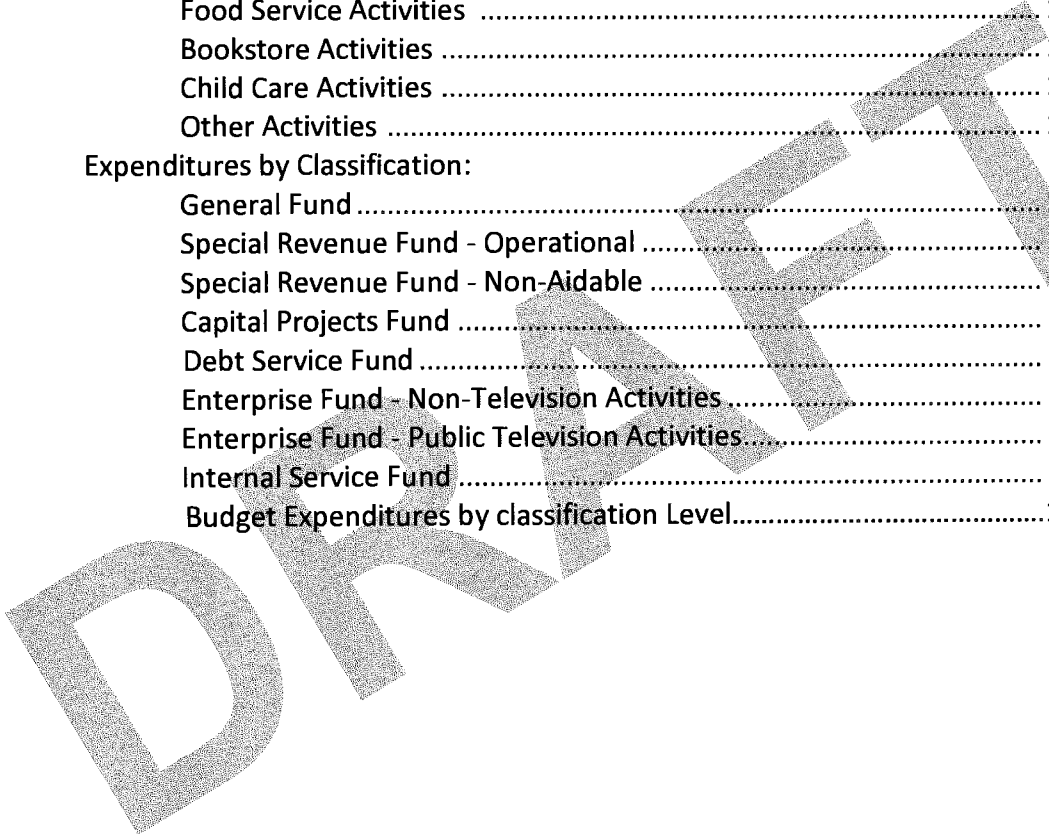
- Non-Aidable (Student Financial Aid Activities)..... 114
- Non-Aidable (Non-Financial Aid Activities) ..... 115

Enterprise Fund Supplemental Schedules:

- Public Television Activities ..... 116
- Public Television Activities - Alternative Presentation ..... 117
- Food Service Activities ..... 118
- Bookstore Activities ..... 119
- Child Care Activities ..... 120
- Other Activities ..... 121

Expenditures by Classification:

- General Fund ..... 122
- Special Revenue Fund - Operational ..... 124
- Special Revenue Fund - Non-Aidable ..... 125
- Capital Projects Fund ..... 126
- Debt Service Fund ..... 127
- Enterprise Fund - Non-Television Activities ..... 128
- Enterprise Fund - Public Television Activities..... 130
- Internal Service Fund ..... 132
- Budget Expenditures by classification Level..... 133



**DRAFT**

**SECTION I  
INTRODUCTION AND POLICY**



DRAFT

**Downtown Milwaukee Campus**  
700 West State Street  
Milwaukee, WI 53233-1443

**Mequon Campus**  
5555 West Highland Road  
Mequon, WI 53092-1199

**Oak Creek Campus**  
6665 South Howell Avenue  
Oak Creek, WI 53154-1196

**West Allis Campus**  
1200 South 71st Street  
West Allis, WI 53214-3110

MATC.edu  
414.227.2400

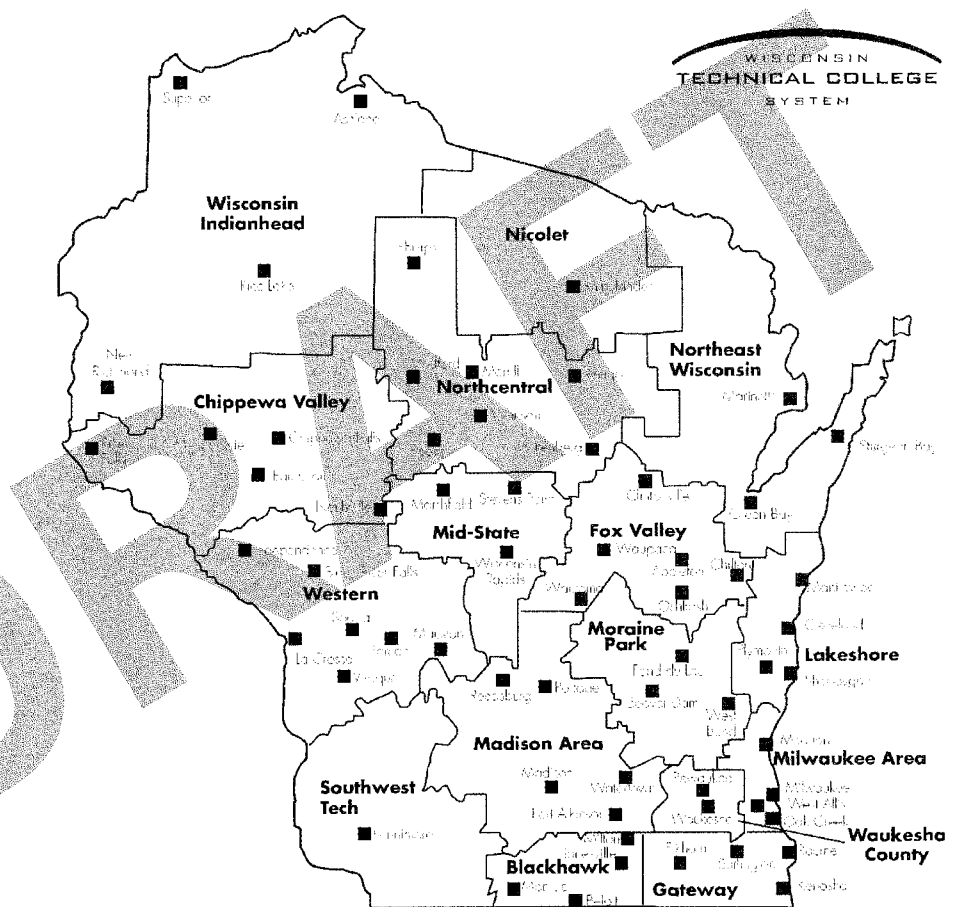
**MATC Overview**

**Wisconsin’s Largest and Most Diverse Technical College**

Milwaukee Area Technical College (MATC) is the largest of the 16 technical colleges that compose the Wisconsin Technical College System (WTCS) and one of the most diverse institutions of higher education in the Midwest. During the academic year 2024-25, MATC served 35,781 students. The college’s district includes all of Milwaukee County, most of Ozaukee County, and small portions of Washington and Waukesha counties.

Each WTCS college offers a broad portfolio of associate degrees, technical diplomas, apprenticeships, and certificates in a wide array of career areas, trades, and industries. Each technical college in the WTCS also offers workforce development programs to complement the training needs of the employers and residents in its district. WTCS colleges also offer associate of arts and associate of science degrees

that allow a student to begin a bachelor’s degree at technical college campuses. MATC specifically maintains transfer agreements with more than 40 four-year colleges and universities, including guaranteed transfer agreements with Marquette University and the University of Wisconsin-Milwaukee. MATC offers courses on campus, online, and in blended formats that bring together classroom and online learning.



### Our Core Offerings

- 180+ associate degree, technical diploma, certificate, and apprenticeship programs.
- 40+ four-year college and university transfer partners, offering a less expensive path to a bachelor's degree for students.
- The opportunity to complete high school through a General Educational Development (GED) certificate in English or Spanish, a High School Equivalency Diploma (HSED), or high school diploma at MATC's Adult High School. The college also provides English as a Second Language (ESL) programs at four campuses and the MATC Education Center at Walker's Square, and serves students who need additional support while enrolled in their academic programs. While earning a GED, HSED, or high school diploma, or taking ESL classes, students also can enroll in various career pathways that lead to the completion of a high school credential, college credits, and employment preparation.
- Through MATC Workforce Solutions, the college provides customized training, on-site instruction, and related business services for employers and their teams across a wide range of industries, from manufacturing to early childhood education. This work represents a substantial employer-facing portfolio, with annual invoiced activity approaching \$1.8 million.
- Milwaukee PBS is a viewer-supported service of MATC. The Milwaukee PBS stations, Channels 10 and 36, are the area's only over-the-air source for PBS and other national public television programs, and also offer a diverse schedule of their own award-winning local series and specials.

### Significant Accomplishments in 2025-26

- Enrollment in Spring 2025 grew by 17%, continuing a trend of growth since the end of the COVID-19 pandemic. MATC primarily measures enrollment by — and receives its state funding based upon — the number of full-time equivalent (FTE) students. (One full-time student is one FTE and two students taking a “half load” of credits is also one FTE.) To calculate the number, the college calculates all the credits students are taking and divides it by the number of credits a full-time student takes.
- The college launched its new strategic plan, Ascend Together, which focuses on three priorities: Student Success, Community Trust, and a Caring Culture.
- In its work to become a federally designated Hispanic-Serving Institution (HSI), the college grew the share of full-time college-level students who identify as Hispanic/Latino/a from 23.4% to 24.0%.

- MATC's fiscal year 2026-27 budget reflects a \$2.6 million operating deficit, largely attributable to escalating healthcare and labor costs, compounded by inflationary impacts on operational expenses. While this marks a departure from the college's 11-year streak of balanced budgets, MATC's strong financial foundation — including its Aa1 bond rating from Moody's for the district's outstanding general obligation unlimited tax debt — positions the college to navigate this challenge responsibly.

### Return on Investment

MATC contributes more than **\$1.4 billion in annual economic activity by students, alumni, faculty and staff**, according to a 2023 report from the respected labor market analytics firm Lightcast, formerly known as Emsi. Both graduates and taxpayers earn a significant return on the investment they make in MATC. **The average MATC graduate with an associate degree will experience an amazing \$422,000 in higher earnings throughout their working years compared to someone with only a high school diploma or equivalent.**

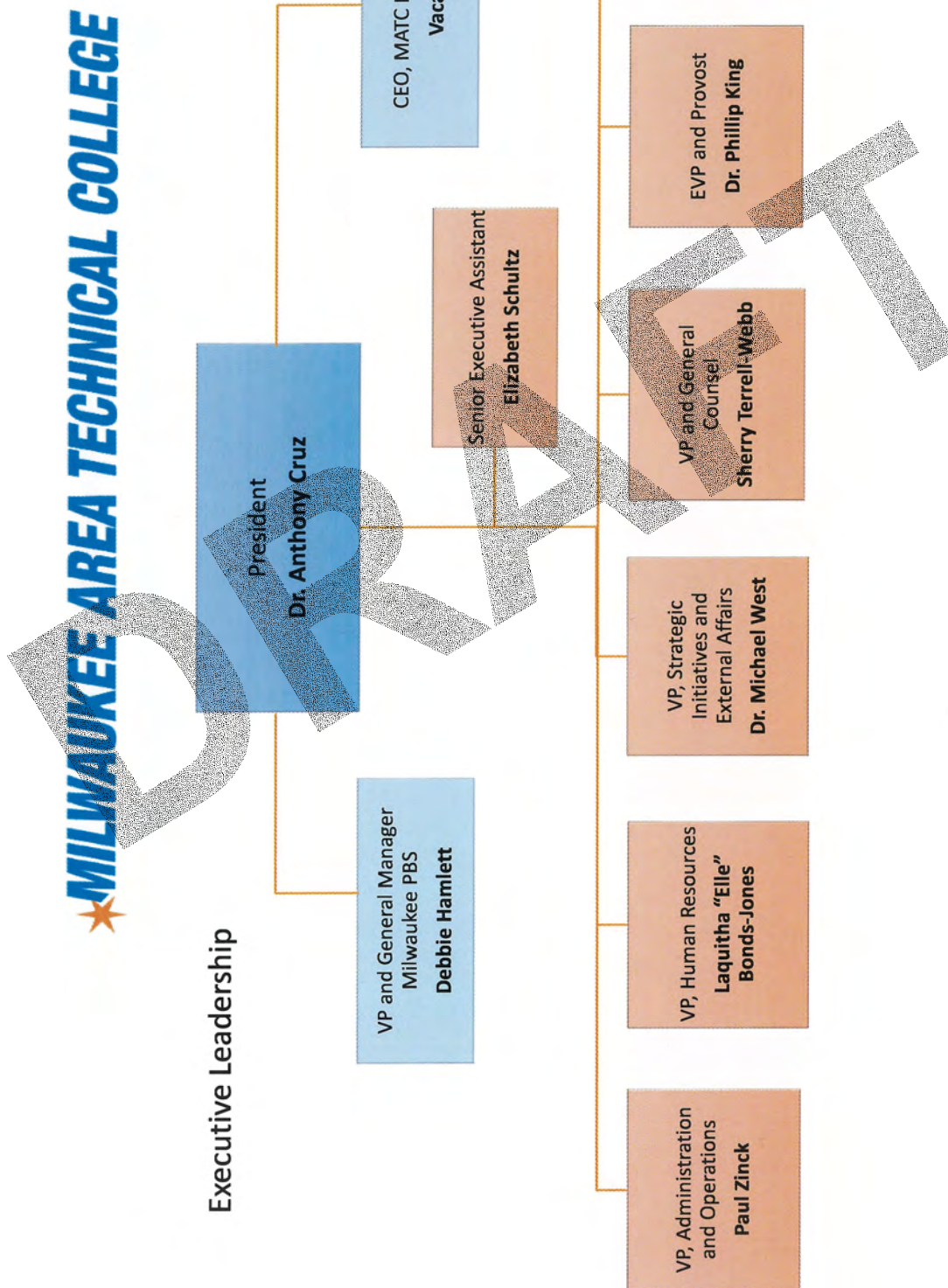
Society as a whole benefits from an increased economic base, raising prosperity in Wisconsin. Taxpayer investment in the college outpaces the investment, according to the report. Taxpayers also will see **\$35.4 million in social savings connected to health, the justice system, and lower income assistance needs**, according to the report.

DRAFT

**Student Demographics FY2024-25**

<b>Student Count</b>	35,781	
<b>Students As Expressed in Full-Time Equivalent (FTE)</b>	9,089	
<b>Gender</b>	<b>Count</b>	<b>Percent</b>
Male	14,864	41.5%
Female	20,193	56.4%
Unknown	724	2.0%
<b>Total</b>	<b>35,781</b>	<b>100.0%</b>
<b>Race/Ethnicity</b>	<b>Count</b>	<b>Percent</b>
American Indian/Alaskan Native	159	0.4%
Asian	2123	5.9%
Black	10,148	28.4%
Hispanic	9,264	25.9%
White	10,437	29.2%
Pacific Islander	23	0.1%
Multi-Ethnic	1366	3.8%
Unknown	2261	6.3%
<b>Total</b>	<b>35,781</b>	<b>100.0%</b>

<b>County of Residence</b>	<b>Count</b>	<b>Percent</b>
Milwaukee	28,296	79.1%
Ozaukee	1,039	2.9%
Racine	877	2.5%
Washington	503	1.4%
Waukesha	1,410	3.9%
Other	3,656	10.2%
<b>Total</b>	<b>35,781</b>	<b>100.0%</b>



### Campuses

MATC features four campuses — Downtown Milwaukee, Mequon, Oak Creek and West Allis — and an education center at Walker’s Square on Milwaukee’s near south side.



## Strategic Plan, Mission, Vision and Values

Strategic planning at MATC is a dynamic process that guides the future direction of the college and ensures the long-term success of our students, employees and community. We engage in a comprehensive strategic planning process on a five-year cycle, and we set aligned operational goals annually.

In 2024-25, a comprehensive planning process was facilitated by our Institutional Effectiveness team. This process, including mission and vision review, included both internal and external stakeholders:

- A Strategic Planning Steering Committee guided the process with broad, cross-functional representation, including four students.
- The planning timeline included opportunities for input from multiple stakeholder groups throughout the MATC District.
- The District Board provided leadership in affirming the college's mission and vision. The District Board contributed additional planning insights during a retreat in February 2025.
- Community partners were invited to participate in a series of President's Roundtable discussions at each campus.

The new strategic plan, *Ascend Together*, was reviewed and approved by the MATC District Board on May 27, 2025 and began to guide our work in the 2025-26 fiscal year. Plan elements are as follows:

**Mission:** Education that transforms lives, industry, and community

**Vision:** The best choice in education, where everyone can succeed

**Values:**

**Empowerment:** We support our students and employees with the skills, tools, and autonomy to succeed.

**Inclusion:** We provide a fair and welcoming environment where all voices are heard and where all students and employees feel a sense of belonging.

**Innovation:** We are agile and responsive to changing conditions, while anticipating future needs to best serve our students and communities.

**Integrity:** We demonstrate honesty, professionalism, and accountability in all interactions with our students, each other, and our community partners.

**Respect:** We approach all interactions with openness and empathy, value different perspectives, and treat each other with civility and kindness.

**Strategic Priorities and Objectives:**

**Student Success** — Our students gain the knowledge and skills to thrive.

- Deliver hands-on, transformative learning experiences.
- Elevate student involvement and sense of belonging.
- Provide student-centered, steadfast access to supportive resources.

**Community Trust** — Our partnerships expand regional economic opportunity.

- Strengthen career readiness and employment pathways.
- Deepen relationships with K-16 partners.
- Cultivate economic mobility.

**Caring Culture** — Our employees model care and professionalism in every interaction.

- Nurture employee engagement and appreciation.
- Invest in employee professional growth.
- Promote employee well-being and connectivity.

### **Institutional Accreditation by the Higher Learning Commission**

MATC is accredited by the Higher Learning Commission (HLC) through the HLC Standard Pathway. This is one of two options institutions in good standing have for maintaining accreditation with the HLC. MATC is in year seven of our 10-year accreditation cycle (2018-2028).

Criteria for Accreditation convey the standards by which HLC determines whether an institution merits accreditation or reaffirmation of accreditation. *Criterion 4. Sustainability: Institutional Effectiveness, Resources and Planning* specifically requires that the college demonstrate how its resources, structures, policies, procedures and planning enable it to fulfill its mission, improve the quality of its educational programs, and respond to future challenges and opportunities. Specifically, this criterion requires the following sub-components:

- 4.A. Effective Administrative Structures: The institution's administrative structures are effective and facilitate collaborative processes such as shared governance, data-informed decision-making, and engagement with internal and external constituencies as appropriate.
- 4.B. Resource Base and Sustainability: The institution's financial and personnel resources effectively support its current operations. The institution's financial management balances short-term needs with long-term commitments and ensures its ongoing sustainability.

- 4.C. Planning for Quality Improvement: The institution engages in systemic strategic planning for quality improvement. It relies on data, integrating insights from enrollment forecasts, financial capacity, student learning assessment, institutional operations and the external environment.

The work presented in this Budget Book specifically demonstrates the commitment MATC has made to fulfill Criterion 4 and its sub-components.

DRAFT

## The Planning and Budgeting Process

The annual budget is a key element of MATC's planning and control system. Budgeting for all Wisconsin technical colleges is controlled by state statutes, MATC District policy, and Wisconsin Technical College System (WTCS) reporting requirements. The District budget must be in the format required by WTCS. The primary objective of the budget plan is to ensure each division's goals are in alignment with the strategic goals of MATC.

The budget planning process affords a challenging opportunity to reassess plans and overall goals and objectives in order to achieve the various strategic plans established by the MATC Board. The budget document communicates important information about the resources available to MATC and the utilization of those resources by the College. Much effort is made to ensure the budget plan and strategic plan are aligned in order to achieve the overall goals and objectives of the College. The planning and budgeting process included an organizational restructure to support students in their academics, reduce the equity gap, and prepare them for careers.

The annual budget process begins with a collegewide capital budget workshop. The workshop is designed to provide tools to assist budget managers in developing their capital budgets. Budget managers are informed about thresholds and accounting rules that apply to capital spending. In addition, a prioritization matrix is presented, which provides the basis for evaluating capital renovation/remodeling and capital equipment requests submitted by budget managers. The criteria used in the prioritization matrix is carefully determined to assist in scoring and ranking requests for capital spending. It is designed to facilitate an objective review that gives priority to spending on current initiatives and strategic goals and targets current workforce and community demands. As part of the process, construction management conducts tours of District facilities to assess immediate needs. The prioritization matrix also requires cross-sectional areas in the College to score capital requests based on established criteria.

The budget process for the operating fund begins with a review of the current fiscal year's annual budget performance to date. A detailed review of General Fund revenues and expenditures is conducted and preliminary annual projections are estimated and compared to the current fiscal budget. Significant variances between the preliminary annual projection and current fiscal budget are evaluated to aid in understanding financial trends and to assist in developing assumptions for the forthcoming fiscal budget.

A preliminary budget is then developed based on guidelines and recommendations made during ongoing communication with the District Board, the MATC Budget Committee, the leadership team, administration, and staff. In a collaborative effort, final assumptions are determined and approved and spending is aligned with anticipated revenues and with the District's strategic goals, mission, and vision.

Operating budget workshops are held to assist departmental and divisional budget managers in preparing and submitting their discretionary budgets. During these sessions, guidelines and budget priorities are discussed and participants are able to provide feedback and ask questions about the annual plan and budget.

In May, the District Board reviewed the draft budget and authorized the publishing of a legal notice to hold a public hearing in June. At the hearing, the District Board will consider public input prior to adopting the budget. After the public hearing, the District Board will approve and adopt the District budget at its June meeting.

### **Basis of Budgeting**

In accordance with the requirements of the WTCS, MATC adopts an annual operating budget, which is prepared on a modified accrual basis, except that budgetary expenditures include encumbrances (commitments to expend funds entered into during the fiscal year), and all revenues and expenditures for summer sessions that cross a fiscal year are recognized in the subsequent fiscal year for budgetary purposes.

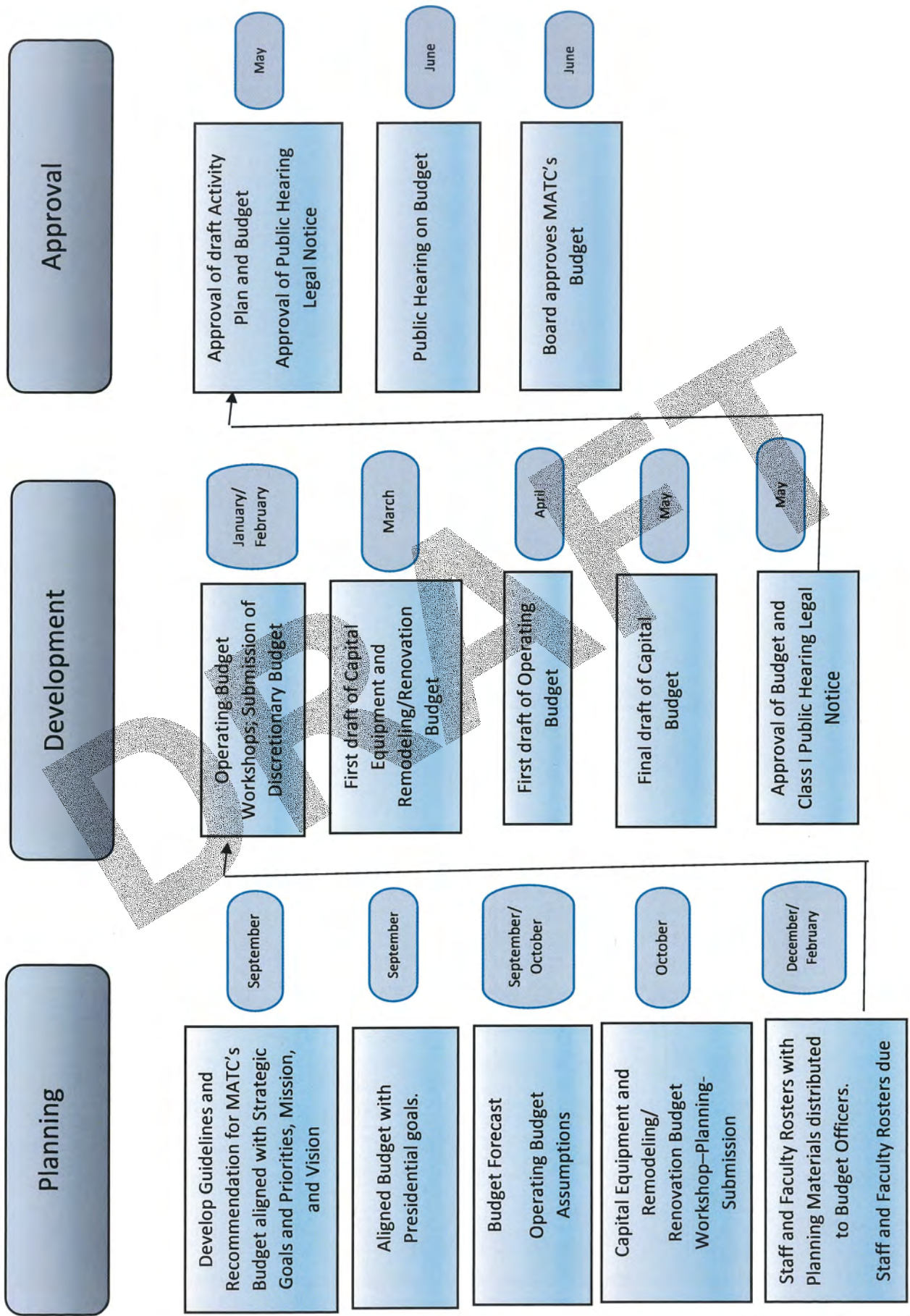
### **Legally Required Financial Planning Tool**

The budget is a financial planning tool. It is also a statutory requirement for the College. The budget must be adopted as a balanced budget and must be in place prior to July 1 of each year. The budget is the legal authority to expend public monies and controls those expenditures by limiting the amount of the appropriations at the fund and function level. The revenues of the College are estimated along with available carry forwards to indicate funds available for use. The staff's requests for funds represent the expenditure side of the budget.

The flowchart on the following page presents the budget process and timeline followed by MATC.

DRAFT

# Budget Process



**MILWAUKEE AREA TECHNICAL COLLEGE  
FY 2026-27 Plan and Budget Development Calendar**

September 2025	<ul style="list-style-type: none"> <li>● FY 2026-27 Budget Forecast</li> <li>● Operating Budget Assumptions</li> </ul>
October 2025	<ul style="list-style-type: none"> <li>● Operating budget calendar posted on MATC website (matc.edu)</li> <li>● After final equalized valuation is received, the MATC District Board adopts final tax levy for calendar year 2026 (as provided for in FY 2025-26 budget); the Board approves budget adjustment(s) as necessary</li> <li>● Capital budget planning materials distributed</li> <li>● Collaborative capital budget meetings</li> <li>● Guidelines distributed for FY 2026-27 Capital Equipment and Building Remodeling and Renovation budgets</li> </ul>
November 2025	<ul style="list-style-type: none"> <li>● Academic Capital Equipment and Building Remodeling and Renovation budgets are due to Budget Office</li> <li>● Non-Academic Capital Equipment and Building Remodeling &amp; Renovation budgets are due to the Budget Office</li> </ul>
December 2025	<ul style="list-style-type: none"> <li>● Staff and faculty rosters with planning materials distributed to Budget Officers</li> </ul>
January 2026	<ul style="list-style-type: none"> <li>● President’s Cabinet Budget Assumptions communicated to the college</li> <li>● Operating budget planning materials distributed</li> <li>● Operating budget review meetings</li> <li>● Collegewide Workforce Planning</li> </ul>
February 2026	<ul style="list-style-type: none"> <li>● Academic Operating budget materials are due to the Executive Vice President and Vice Provost</li> <li>● Non-Academic Operating budget materials are due to the divisional Vice Presidents</li> <li>● Final Operating (Discretionary) Budget submitted to Budget Office</li> <li>● Review of Workforce Plans by the Leadership</li> <li>● President approval of Workforce Plans</li> </ul>
March 2026	<ul style="list-style-type: none"> <li>● Final operating budget review meetings</li> <li>● Capital budget prioritization and Leadership approval</li> </ul>
April 2026	<ul style="list-style-type: none"> <li>● Draft General Fund Budget FY 2026-27</li> <li>● Draft Capital Budget (Equipment and Renovation) FY 2026-27</li> </ul>
May 2026	<ul style="list-style-type: none"> <li>● Final Capital Equipment Budget FY 2026-27</li> <li>● Approval of draft Activity Plan and Budget (FY 2026-27)</li> <li>● Administration publishes Budget Public Hearing Notice based on budget proposed by the Administration</li> </ul>
June 2026	<ul style="list-style-type: none"> <li>● Present FY 2026-27 District Budget at Public Hearing</li> <li>● Receive feedback from Public Hearing and incorporate into budget as appropriate</li> <li>● Board adopts FY 2026-27 District Budget subject to change based on final equalized valuation</li> </ul>

**Budget Modifications**

Budgets are approved by the MATC District Board by fund and function. Modifications to the approved budget requiring board action are generally considered at the board’s October, January, March, and June meetings. Management has the ability to make budget adjustments within functional categories. These budget modifications are published in the Milwaukee Journal Sentinel in a Class I Legal Notice 10 days after the board meeting. Under Wisconsin statutes, the board must approve the budget modifications by a two-thirds majority.

### FY 2026-27 Budget Assumptions

The July 1, 2026 through June 30, 2027 (fiscal year 2026-27) budget is founded on a number of planning assumptions that were prepared by the administration with input from the Board of Directors, the President's Cabinet, the Budget Committee, and college staff and faculty. Budget forecasts are developed during the budget planning process and continue to be updated throughout budget development. The District's FY 2026-27 budget is based on planning inputs that reflect the following assumptions that are expected to occur.

**Property Values:** An increase in the operating tax levy of approximately \$1,000,000 is expected in FY 2026-27 as a result of districtwide aggregate valuation increases due to net new construction.

**State Aid:** Revenues from state aid are budgeted to have a slight increase in FY 2026-27 compared to FY 2025-26. The second year of 2025-27 State Biennial Budget will add to the formula-based state aid about \$2 million for all 16 technical colleges in Wisconsin. State Financial Aid Programs (WHEG- Wisconsin Higher Education Grant) are expected to decrease by 3.1%. They are budgeted based on expected utilization and awarded based on financial needs and eligibility of the participants.

**Tuition and Student Fees:** The Wisconsin Technical College System Board has approved a 2% and 3% increase in Postsecondary and Occupational tuition rates for FY 2026-27. The tuition rate for Associate Degree, Adult, and Occupational programs will increase from \$152.85 to \$157.45 (3%) per credit. The rates for Associate of Arts and Associate of Science (College Parallel) programs will increase from \$192.20 to \$195.05 (2%) per credit in FY 2026-27. Avocational Programs tuition rates will remain unchanged at \$75.00 per credit.

**Full-Time Equivalent Students:** The MATC District FY 2026-27 Budget anticipates a 3.3% increase in full-time equivalent students (FTEs) compared to the FY 2025-26 budget. The district budgeted 9,200 FTEs for FY 2025-26 and is budgeting 9,500 FTEs for FY 2026-27.

**Health Insurance:** For FY 2026-27, the current estimated increase for the District's total calendar year health plan (January 2027 - December 2027) is 10.9%. This calculation includes both a medical trend of 8.3% and pharmacy trend of 11.4%. The anticipated forecast of an 10.9% increase is significantly based upon the current loss ratio. For the fiscal year ending June 2026, the loss ratio from July 2025 to March 2026 is approximately 108.1%. In addition, the estimate of 10.9% includes a stop loss increase for Milwaukee estimated at 40%. The July 1, 2026 stop loss premium renewal was 39% overall for Wisconsin Technical College Employee Benefits Consortium (WTCEBC) (with no change to the deductible and an increase to the aggregating spec to \$1 million), approved by the WTCEBC Board of Directors on May 13, 2026. This increase was driven by less favorable large claim experience than prior claims history. Depending upon the final decision made, this could increase the 10.9% increase to 12.3%. Final FY2026 rate estimates will be provided in July 2026 using data through June 2026.

**Federal and State Grants & Projects:** There are no significant changes in the Special Revenue Fund in FY 2026-27. MATC has been awarded several new State Grants for FY 2026-27, including the Core Industry-Cyber Range and the Artificial Intelligence Innovation Grant, while several smaller State Grants including the TS10-Waiting Lists Grant and the Open Educational Resources-Culinary Arts Grant, are expected to conclude.

**Workforce Solutions:** Workforce Solutions is expected to achieve moderate revenue growth in FY 2026-27 through expanded business and industry partnerships, increased customized training activity, and continued development of short-term workforce offerings aligned to regional labor market needs. FY27 priorities include growing the contract training pipeline, advancing scalable programming in strategic sectors such as advanced manufacturing and healthcare, and strengthening the internal processes needed to support execution, delivery quality, and continued expansion.

**Fund Balance:** The MATC District FY 2026-27 budget anticipates an ending operating fund balance of 17.50% of total revenue, which is above the MATC District Board's policy range of 10% to 15% of total revenue.

## **FY 2026-27 Enrollment Assumptions**

As an institution of higher education, MATC develops its budget in close alignment with student enrollment trends and workforce demand. Enrollment forecasting remains a critical component of financial planning, as full-time equivalent (FTE) students directly influence tuition revenue, state aid, and resource allocation. The following assumptions are expected to shape enrollment in fiscal year 2026–27:

- ***Core Enrollment Drivers***  
Technical diploma, associate degree, and college transfer programs will continue to generate the majority of FTEs, reflecting sustained student demand for career-focused education and transfer pathways.
- ***Economic Conditions and Workforce Demand***  
Regional economic conditions, including fluctuations in unemployment rates and workforce displacement, are expected to continue influencing enrollment patterns. Although there are far fewer unemployment claims at the state level, which could lead to lower enrollment, periods of economic uncertainty may contribute to increased enrollment as individuals seek reskilling and upskilling opportunities.
- ***K-12 Pipeline Trends***  
Based on available data from the Wisconsin Department of Public Instruction (DPI), high school graduation trends and senior class sizes within the MATC District will continue to impact incoming student enrollment. A smaller 11th grade class in this population is expected to have a negative impact on new student enrollment.
- ***Flexible Learning Modalities***  
Demand for **online, virtual, and hybrid learning options** is expected to remain strong, particularly among working adults and part-time students. MATC will continue to leverage flexible delivery models to improve access, retention, and overall enrollment.
- ***Student Success and Retention Strategies***  
Ongoing implementation of student success initiatives, including **Guided Pathways, EAB Navigate, and coordinated care models**, is expected to positively influence student persistence, retention, and completion across the student life cycle through coordinated care and case management approaches.
- ***Enrollment Initiatives and Outreach***  
Targeted recruitment and onboarding efforts, including **Express Enrollment, Registration Jam events, and expanded outreach to high school students**, will continue to support new student enrollment and conversion.
- ***Adult and Non-Traditional Student Engagement***  
MATC will continue to focus on engaging **adult learners, incumbent workers, and returning students**, including those seeking short-term credentials, workforce training, or career transitions.
- ***Student Pipeline Development***  
MATC will continue to strengthen enrollment pipelines through dual enrollment, Adult Education (GED/HSED), and other Community Education programs, supporting student transitions into credit pathways and employment.
- ***Underrepresented Students***  
Focused efforts to expand access for underrepresented student populations, including bilingual learners and first-generation students, are expected to contribute to enrollment growth and diversification of the student body.

- ***Technology and Communication Enhancements***

Increased use of data analytics, targeted communications, and enrollment technologies will support improved student engagement, application completion, and enrollment yield.

***FTE Outlook***

- Based on the factors above, MATC anticipates stable to modest growth in FTE enrollment for FY 2026–27, building upon prior year gains and ongoing strategic enrollment initiatives, with current projections estimating approximately **9,500 FTEs**

### **FY 2026-27 Program Assumptions**

During fiscal year 2026–27, MATC will continue to identify and advance academic priorities that respond to evolving local and regional workforce needs, emerging educational and training trends, and rapid technological change, while maintaining a strong emphasis on the quality of instruction across all delivery modalities and ensuring regular and substantive interaction (RSI) in alignment with best practices and regulatory expectations.

Over the past several years, academic leadership has assessed and realigned structures, processes, and resources to better support student success and institutional effectiveness. This work has included refining the delivery of a semester-based course schedule, clarifying faculty roles and expectations, strengthening the alignment of academic support services toward direct student impact, enhancing faculty development through the Center for Teaching Excellence, and implementing an improved academic program vitality process.

Building on this foundation, and aligned with MATC’s Ascend Together strategic priorities, the academic program areas will focus on expanding equitable access, improving student outcomes, strengthening workforce alignment, and advancing innovative teaching and learning. In response to these priorities, the academic area will:

***Advance Student Success for All Students***

- Strengthen a student-centered ecosystem that supports persistence, completion, and post-graduation success through coordinated, holistic care models.
- Expand equitable access to programs and services by increasing flexible delivery formats (in-person, hybrid, and online) while maintaining high-quality instruction and consistent regular and substantive interaction (RSI) across modalities.
- Increase transitions across the education pipeline, including Adult Education, dual enrollment, and non-credit to credit pathways.
- Expand access and support for historically underserved populations, including bilingual learners and justice-impacted individuals.
- Actively invest in opportunities for the expansion and access to dual enrollment for GED, HSED, and MATC Adult High School students.
- Develop new, clarify, and hone all transfer and articulation agreements with our four-year partners.

***Align Programs to Workforce and Community Needs***

- Continuously evaluate and refine academic programs using the program vitality and academic program showcase processes to ensure alignment with high-demand, high-wage career pathways.
- Expand and strengthen partnerships with employers, industry leaders, and community organizations to inform curriculum, increase work-based learning, and support job placement.

- Grow and adapt programs across all campuses to meet regional needs in healthcare, protective services, skilled trades, and emerging industries.

### ***Deliver Innovative Teaching and Learning***

- Support faculty excellence through ongoing professional development focused on high-impact teaching practices, inclusive pedagogy, and student engagement.
- Increase and utilize artificial intelligence, embedded in resources, such as Google Gemini and ChatGPT. And also found through virtual reality, universal accessibility resources, and social media platforms.
- Ensure consistent implementation of RSI and engagement in all courses, particularly in online and hybrid environments, to support meaningful student engagement and compliance with regulatory expectations.
- Integrate emerging technologies — including artificial intelligence, virtual learning tools, and digital resources — into instruction to enhance learning while maintaining academic integrity.
- Expand credit for prior learning (CPL) and competency-based approaches to recognize students' lived and professional experiences.
- Increase use of data analytics and predictive insights to inform decision-making, improve student outcomes, and respond to enrollment and workforce trends.

### ***Increase Access, Affordability, and Flexibility***

- Promote short-term credentials, microcredentials, and stackable pathways that support rapid workforce entry and long-term career advancement.
- Ensure course scheduling and program structures reflect student needs, including working adults and non-traditional learners.

### ***Foster a Culture of Belonging and Continuous Improvement***

- Promote a culture that prioritizes belonging for students, faculty, and staff.
- Strengthen collaboration across academic and administrative units to improve service delivery and student experience.
- Invest in employee development, leadership training, and well-being to sustain a high-performing, student-focused workforce.
- Continuously assess outcomes and return on investment to ensure effective use of resources and long-term institutional sustainability.

### ***Faculty Leadership Sustainability: Realignment of ZANCIL Assignments***

In response to FY 2026–27 budget constraints, the Academic Program Area will pursue a structured, principled reduction in faculty chair professional (ZANCIL) assignments — dedicated non-teaching time for program coordination, curriculum development, and accreditation oversight, etc., while fully preserving the contributions of MATC's lead faculty. Changes will be data-driven, guided by workload analysis, enrollment trends, accreditation requirements, and peer benchmarking.

Any potential recovered capacity will be deployed to close budget gaps, new program launches, and high-growth areas. Expected outcomes include measurable expenditure reduction aligned to budget targets, sustained program quality and accreditation standing, maintained faculty involvement, and a replicable workload framework for future budget cycles.

## Summary of Financial Policies

### **Internal Controls**

The Management of the District is responsible for establishing and maintaining an internal control structure designed to ensure that the assets of the College are protected from loss, theft, or misuse and to ensure that adequate accounting data is compiled to allow for the preparation of financial statements in conformity with generally accepted accounting principles. The internal control structure is designed to provide reasonable, but not absolute, assurance that these objectives are met. The concept of reasonable assurance recognizes that: (1) the cost of a control should not exceed the benefits likely to be derived and (2) the valuation of costs and benefits requires estimates and judgments by management.

As a recipient of federal, state, and local financial assistance, the College is also responsible for ensuring that an adequate internal control structure is in place to ensure and document compliance with applicable laws, regulations, contracts, and grants related to these programs. This internal control structure is subject to periodic evaluation by management and the external auditors.

### **Cash Management**

Cash management and investment strategies have been developed to limit risk while receiving a competitive yield. We believe that a diversified approach enhances the security of the District's deposits and investments. Liquidity shall be assured through matching investment maturities with anticipated cash flows. Default risk will be controlled by the use of collateralization, registration, and insurance. In addition, the following specific controls will be observed:

- Maturities of certificates of deposit shall be one year or less.
- Maturities of bonds or securities of the federal government and its agencies shall be limited to one year or less.
- Maturities of securities with the highest rating shall be one year or less.
- All deposits will either be insured or collateralized with pledged collateral secured through third-party safekeeping and custody.
- The District's banking services will be competitively bid at least every five years.
- The District's investments will be reported to the MATC District Board on a regular basis.

## Summary of Financial Policies

The investment policy limits investments to the following:

- Bonds or securities issued or guaranteed as to principal and interest by instrumentality of the federal government.
- Insured or collateralized certificates of deposit.
- Wisconsin School District Liquid Asset Fund.
- Local Government Investment Pool.
- Wisconsin Cooperative Liquid Asset Security System (CLASS).
- Wells Fargo Public Funds Premium Market Rate Account.
- Repurchase agreements that comply with statutory requirement are documented by a written agreement and are fully collateralized.
- Any security with the highest or second highest rating category assigned by Standard & Poor's Corporation, Moody's Investors Services, or other similar nationally recognized rating agency or if the security is senior to, or on a parity with, a security of the same issue which has such a rating.
- Other prudent investment approved prior to purchase by the Board, conforming to sec. 66.04(2) of the Wisconsin Statutes.

### **Debt Management**

In December 2017, Moody's Investors Service upgraded the District's credit rating from Aa2 to Aa1. The upgrade reflects the District's improved financial position strengthened by consecutive operating surpluses and a one-time cash infusion in July 2017 resulting from the District's voluntary participation, as license holder for Milwaukee PBS, in the Federal Communications Commission's (FCC) broadcast incentive auction. The earnings from the proceeds of this auction continue to provide funding for several core District priorities. The upgraded rating reflects the expectation that District management will continue to maintain sound financial operations through prudent management of expenditures, which is critical given the District's limited revenue raising flexibility and recent trend of enrollment declines. The District's FTE enrollment in the current year (FY 2025-26) has increased over last year (FY 2024-25) due to multiple efforts and initiatives undertaken by the college. The rating also incorporates the District's large and diverse tax base encompassing the greater City of Milwaukee region, relatively weak socioeconomic indices, limited revenue raising flexibility, modest debt burden, and manageable pension liabilities. The District's debt burden remains at manageable levels with modest future borrowing needs and rapid principal amortization. The District utilizes a financial advisor to structure financings, watch for refunding opportunities, work with the rating agencies, market the notes, and to fulfill filing requirements. A bond counsel is obtained for drafting resolutions authorizing and awarding the sale of notes along with the associated documents needed to sell the notes.

## **Summary of Financial Policies**

### **Risk Management**

The District maintains a risk management program, which includes a comprehensive insurance program designed to meet the College's needs, and an independent risk management and insurance consulting firm retained to assist in the College's risk management program.

### **Balanced Budget**

State statute mandates that the District prepare an annual budget. The District Board of Directors controls budget levels through its guidelines that limit the growth rate of the District's tax levy each year. District staff must present to the District Board a balanced budget that meets all budget guidelines. The budget is balanced when revenues plus other sources equals expenditures plus other uses.

### **Capital Assets**

The District's capital assets are accounted for in the General Capital Assets Account Group. The assets related to activities accounted for in all funds are reported in the General Capital Asset Account Group.

Capital assets are classified in five categories: construction in progress, land, land improvements, buildings and building improvements, and fixed and moveable equipment. All capital assets other than construction in progress and land are depreciated on a straight-line basis. Construction in progress and land are accounted for at their original cost until disposed of.

Costs for any item, unit or set are purchased through the Capital Projects Fund if they are valued at \$5,000 or more and have a useful life of two years or more. Also capitalized are items that add value to a capital asset, prolong the useful life of a capital asset for more than two years, or adapt a capital asset to a new or different use. Any of these items that cost \$5,000 or more are transferred to a capital asset ledger and depreciated.

### **Fund Balance**

The District Board has established a goal of maintaining a fund balance designated for operations between 10% and 15% of budgeted general fund revenue. At June 30, 2026, the fund balance designated for operations is projected to be at 19.18%.

### **Annual District Audit**

Annually, the District is required to undergo an audit of its accounting records and financial statements. Upon completion, the auditors present the audit report and management letter to the District Board for examination and appropriate action. The last audit of the District was completed on December 11, 2025, for the fiscal year July 1, 2024 to June 30, 2025. The result was an unmodified opinion; that is, the auditors found the financial statements fairly represented the financial position of the District.

### **Summary of Financial Policies**

In addition, an audit of all federal and state financial assistance is performed in accordance with the Single Audit Act of 1996, OMB Circular A-133 Compliance Supplement, and Government Audit Standards. The single audit of federal and state financial assistance for the year ended June 30, 2025, also received an unmodified opinion. The auditors found no instances of noncompliance that are required to be reported under Government Auditing Standards.

DRAFT

## Major Categories of Revenues and Expenditures

### Revenues

MATC has a diversified funding base composed of property taxes, state aid, student fees, state and federal grants, and institutionally generated revenues. This diversity of revenue sources, the strength of our local economy and competent financial management continues to provide the resources required to fulfill its mission now and in the future.

1. Property Taxes and Act 145 Funding – The major source of revenue for MATC is the local property tax levy. Historically, each of the WTCS districts have been restricted as to how much property tax they could levy by a mill rate. In past years, all technical colleges in the state had been limited by statute to an operating property tax mill rate of \$1.50 per thousand (or 1.5 mills) of the district’s equalized property valuations, which is referred to as the operational mill rate. Beginning in FY 2013-14, under 2013 Wisconsin Act 20, the mill rate limit was changed to cap it at the operational levy at 2013 levels. Under Act 20, WTCS districts were prohibited from increasing their operational levy in 2013, or any year thereafter, by a percentage greater than the district’s January 1 equalized value resulting from the aggregate new construction in the district. Beginning in FY 2014-15, under 2013 Wisconsin Act 145, the Act 20 levy limit was replaced with a revenue limit. Act 145 shifted a portion of funding for technical college districts in the state from property taxes levied by the districts to a state aid payment by replacing approximately \$60.4 million (for the MATC district) of property tax levies with a state payment beginning in 2015. Under Act 145, each district is prohibited from increasing its revenue in any year by a percentage greater than the district’s valuation factor, or the sum of the tax levy and state property tax relief aid. There is no statutory limitation for taxes levied for debt service costs. The debt service mill rate is added to the operational mill rate to get a total mill rate amount for the year. In 2021, the Joint Committee on Finance passed a motion to increase WTCS’s \$406 million Property Tax Relief Aid appropriation by \$29 million in FY 2021-22, and another \$43 million in FY 2022-23. The MATC District’s statutory payment increased from \$60.4 million to \$64.7 million in FY 2022, and to \$66.8 million in FY 2023. It will remain the same in FY 2026 and FY 2027. The increased Property tax Relief Aid reduces the College’s Operating Levy by the same amount. The Budget Bill passed both houses of the Legislature and was signed by the Governor.
2. State Revenue - The Governor’s 2013-2015 Budget Bill introduced a new funding method for State Revenue. Historically, the amount of funding received is calculated based upon a formula, which is based on both expenditures and students served. There are three factors taken into consideration in the calculation of State Revenue: the number of FTEs, the increase in district equalized property value, and the amount of money spent per each FTE. Effective in fiscal year 2014-15, the Governor’s proposal phased in outcome-based funding over three years. The budget contains ten general

criteria of which seven must be selected by each individual district to be used in developing the outcome-based funding formula:

**Major Categories of Revenues and Expenditures (Cont.)**

1. Placement rate of students in jobs related to students' program of study
2. Number of degrees and certificates awarded in high-demand fields
3. Transition of adult students from basic education to skills training
4. Number of programs or courses with industry-validated curriculum
5. Participation in dual enrollment programs
6. Workforce training provided to businesses and individuals
7. Number of adult students served by basic education courses, adult high school, or English language learning courses, courses that combine basic skills and occupational training as a means of expediting basic skills remediation, and the success rate of adults completing such courses
8. Participation in statewide or regional collaboration or efficiency initiatives
9. Training or other services provided to special populations or demographic groups that can be considered unique to the district
10. Credit for relevant educational experience or training not obtained through an institution of higher education, including skills training received during military service.

The District also receives grants from the State for the development of new programs and specific projects such as workplace literacy, minority recruitment and retention, displaced homemakers, and the visually impaired.

3. **Federal Revenue** – The District receives and accounts for funding provided to students through the Federal Pell Grant Program, as well as Federal Work Study Program (FWSP), and the Federal Supplemental Educational Opportunity Grant Program (FSEOG). Also included are federal grants for specific projects such as Adult Education and Family Literacy Act (AEFL), Carl Perkins Vocational Education Act and the Department of Labor.
4. **Student Fees** - Fees are collected from students for tuition, materials, and miscellaneous items. Tuition and material fee rates are set annually by the WTCS based upon estimated total operating expenditures of all districts. Miscellaneous items include non-resident and out-of-state tuition, community service course fees, testing fees, application fees, and graduation fees.

### **Major Categories of Revenues and Expenditures (Cont.)**

5. **Other Institutional Revenue** - These revenues are generated by business and industry contracts (38.14 contracts) for customized instruction and technical assistance. Also included are technical preparation contracts (118.15 contracts), interest or investment earnings, and the revenue from enterprise activities. MATC is working towards expanding the use of individual contracts (38.24 contracts) to increase the amount of revenue brought in by the College.
6. **Auxiliary Enterprise** – This category includes revenues received for commercial type services. These activities enrich the educational experience but are deemed by WTCS to be outside the normal activities of the technical college. Included are Campus Bookstores, Food Service Activities and Child Care Centers. Public Service revenues are also included in this category, which exclusively represents Milwaukee Public Television revenues. Also included here are self-funded insurance proceeds for employee health and dental claims.

### **Expenditures**

Expenditures are classified by function as required by the Wisconsin Technical College System Board. This allows us to provide detail of our primary activity—instruction.

1. **Instruction** – This function includes faculty salaries, instructional materials, academic administration, related clerical support, and other activities that are directly related to the teaching of students in their educational program. All of our Academic & Career Pathway: Creative Arts, Design & Media; Community & Human Services; Business & Management; General Education; Healthcare, Manufacturing, Construction & Transportation; and STEM are accounted for in this category. This function also includes programs for the improvement of educational methods for teaching and learning.
2. **Instructional Resources** – This function includes those activities that directly support the teaching and learning process. It includes the libraries, the faculty resource center, multimedia and audiovisual aids, instructional resources administration, and clerical support.
3. **Student Services** – Included in this function are those activities that provide support for students. It includes recruitment, admissions, registration, assessment, counseling, career planning, health services, and the related administration and clerical functions.

### **Major Categories of Revenues and Expenditures (Cont.)**

4. **General Institutional** – This function includes those services that support the entire College. Examples of these areas would be information technology, human resources, printing services, affirmative action, general liability insurance, and marketing and public relations, as well as the business and general administration offices.
5. **Physical Plant** – Included here are all the services required for the operation and maintenance of the physical facilities. It includes maintenance, utilities, public safety, construction services, purchasing, and receiving.
6. **Auxiliary Services** – This function includes commercial type activities. It comprises operating costs for MATC Campus Bookstores, Food Service Activities and Child Care Centers. Costs of providing goods or services for these activities to students, district staff, faculty, or the general public are recovered primarily through user charges and are deemed by the WTCS to be outside the normal activities of the technical college. Also included here are self-funded insurance charges for employee health and dental.
7. **Public Service** – Included here are services that provide general public benefit. Milwaukee PBS's operating expenditures are included in this function.
8. **Planned Cost Savings** – This category includes an estimation of projected realizable savings from vacant full-time positions. Determinations were based on college strategic needs assessment, as well as considerations relating to historical time taken to fill open positions.

## Description of Basis Accounting

### **Generally Accepted Accounting Principles – Financial Statements**

Basis of accounting refers to when revenues and expenditures or expenses are recognized in the accounts and reported in the financial statements. Basis of accounting relates to the timing of the measurement made, regardless of the measurement focus applied.

Under generally accepted accounting principles (GAAP), the governmental funds (General, Special Revenue, Capital Projects, and Debt Service) are accounted for on the modified accrual basis. Under the modified accrual basis of accounting, transactions are recorded in the following manner:

1. Revenues are recognized when they become measurable and available (susceptible to accrual). All revenues are considered susceptible to accrual except summer school tuition and fees.
2. Expenditures are recognized when the liability is incurred, except for interest and principal on general long-term obligation debt, which are recognized as expenditures when due. Expenditures for claims and judgments are recognized when it becomes probable that an asset has been impaired or a liability has been incurred.
3. Expenditures for compensated absences, including vacation and sick leave, are recognized when the liability is incurred for past services of an employee that vest and accumulate.
4. Expenditures for capital assets are recognized as capital outlay at the time of purchase.
5. Proceeds of general long-term obligations are treated as a financing source when received.

The Enterprise Fund is accounted for on an accrual basis, whereby revenues are recognized when measurable and earned and expenses are recorded as liabilities are incurred, and where applicable, depreciation expense is recorded.

Governmental Accounting Standards Board (GASB) Statement No. 20 provides that Proprietary Funds may apply all GASB pronouncements, as well as the following pronouncements issued on or before November 30, 1989, unless those pronouncements conflict with or contradict GASB pronouncements: statements and interpretations of

**Description of Basis Accounting (Cont.)**

the Financial Accounting Standards Board (FASB), Accounting Principles Board (APB) opinions, and Accounting Research Bulletins (ARBs) of the Committee on Accounting Procedure. MATC has elected to apply only those FASB, APB, and ARB pronouncements issued on or before November 30, 1989.

DRAFT

**DRAFT**

**SECTION II**

**FINANCIAL DATA**

Milwaukee Area Technical College District  
 Class I Legal Notice  
 NOTICE OF PUBLIC HEARING  
 For The Budget Year Ended June 30, 2027

A public hearing on the proposed 2026-27 budget for the Milwaukee Area Technical College District will be held on June 16, 2026 at 4:00 p.m. at 700 West State Street, Room M210. The detailed budget will be made available for public inspection at the district budget office, 700 West State Street, Milwaukee, WI 53233. For more information contact, Paul Zinck, Vice-President, Administration and Operations, at (414) 297-8126 (via e-mail at zinckp@matc.edu).

PROPERTY TAX AND EXPENDITURE HISTORY

Year	Equalized	Mill Rates		Total	Percent
	Valuation	Operational	Debt Service	Mill Rate	Inc./Dec.
2022	90,311,455,530	0.54894	0.46047	1.00940	-12.27%
2023	101,665,383,175	0.48175	0.41804	0.89979	-10.86%
2024	111,287,755,416	0.45480	0.38189	0.83670	-7.01%
2025	118,785,093,667	0.43442	0.36621	0.80063	-4.31%
2026	124,159,514,059	0.41265	0.35036	0.76301 <sup>(1)</sup>	-4.70%
2027	125,470,114,239	0.41631	0.34670	0.76301 <sup>(2)</sup>	0.00%

Year	Total Expenditures	Percent	Tax	Percent	Tax on
	All Funds	Inc./Dec.	Levy	Inc./Dec.	\$100,000 House
2022	380,279,650	3.02%	91,160,828	-4.87%	100.94
2023	373,687,195	-1.73%	91,477,140	0.35%	89.98
2024	385,243,408	3.09%	93,113,949	1.79%	83.67
2025	412,731,721	7.14%	95,102,977	2.14%	80.06
2026	422,873,025	2.46%	94,734,852	-0.39%	76.30
2027	440,154,900	4.09%	95,734,852	1.06%	76.30

BUDGET/FUND BALANCE SUMMARY - ALL FUNDS

	General	Special	Special	Capital	Debt	Enterprise	Internal	Total
	Fund	Revenue Fund	Revenue Fund	Projects Fund	Service Fund	Fund	Service Fund	
	Operational	Operational	Non-Aldable	Fund	Fund	Fund	Fund	
Local Government	\$ 52,234,852	\$ -	\$ -	\$ -	\$ 40,518,471	\$ 2,981,529	\$ -	\$ 95,734,852
Other Budgeted Revenues	140,189,148	13,074,579	50,445,453	200,000	1,814,000	25,502,589	41,500,000	272,725,769
Total Budget Revenues	192,424,000	13,074,579	50,445,453	200,000	42,332,471	28,484,118	41,500,000	368,460,621
Budgeted Expenditures	195,075,800	13,074,579	50,103,653	64,900,000	44,614,000	30,886,868	41,500,000	440,154,900
Excess of Rev. over Exp.	(2,651,800)	-	341,800	(64,700,000)	(2,281,529)	(2,402,750)	-	(71,694,279)
Proceeds from Debt	-	-	-	42,300,000	-	1,700,000	-	44,000,000
Other Grants	-	-	-	-	-	-	-	-
Other Sources/(Uses)	(2,651,800)	-	341,800	(22,400,000)	(2,281,529)	(702,750)	-	(27,694,279)
Est. Fund Balance 07/01/26	\$ 36,316,785	\$ 614,143	\$ 1,630,709	\$ 27,516,680	\$ 25,464,723	\$ 19,418,373	\$ 4,204,251	\$ 115,165,664
Est. Fund Balance 06/30/27	\$ 33,664,985	\$ 614,143	\$ 1,972,509	\$ 5,116,680	\$ 23,183,194	\$ 18,715,623	\$ 4,204,251	\$ 87,471,385

<sup>(1)</sup> Years 2022 through 2026 represent actual amounts on a budgetary basis, 2027 is estimated based on current financial projections.  
<sup>(2)</sup> Tax Levy is proposed; equalized value is projected, with final value to be determined in fall of 2026

(Continued)

Milwaukee Area Technical College District  
 Class I Legal Notice of Public Hearing  
**BUDGET SUMMARY**  
 For The Budget Year Ended June 30, 2027  
 (Continued)

<b>GENERAL FUND</b>					
<b>REVENUES</b>	<b>2024-25</b>	<b>2025-26</b>	<b>2025-26</b>	<b>2026-27</b>	
	<b>Actual</b> <sup>(3)</sup>	<b>Budget</b>	<b>Estimated</b>	<b>Budget</b>	
Local Government	\$ 51,624,716	\$ 51,234,852	\$ 51,303,320	\$ 52,234,852	
State Aids	19,885,813	20,786,825	20,919,222	20,908,595	
State - Act 145 Funding	66,814,523	66,814,523	66,814,522	66,814,523	
Program Fees	37,381,962	38,848,800	39,926,628	41,388,200	
Material Fees	1,555,708	1,620,000	1,590,995	1,644,800	
Other Student Fees	1,842,070	1,846,100	2,037,058	2,058,470	
Institutional	7,210,635	6,079,843	6,674,912	7,264,560	
Federal	96,664	110,000	110,000	110,000	
<b>Total Revenue</b>	<b>186,412,091</b>	<b>187,340,943</b>	<b>189,376,657</b>	<b>192,424,000</b>	
<b>EXPENDITURES:</b>					
Instruction	114,778,146	117,191,100	115,873,253	121,187,409	
Instructional Resources	5,265,492	5,759,727	5,315,730	5,931,405	
Student Services	21,975,256	22,985,244	22,184,924	23,174,035	
General Institutional	28,673,578	25,809,924	28,947,155	27,854,043	
Physical Plant	19,658,131	22,152,937	19,845,691	22,428,908	
Planned Cost Savings		(6,557,989)		(5,500,000)	
<b>Total Expenditures</b>	<b>190,350,603</b>	<b>187,340,943</b>	<b>192,166,752</b>	<b>195,075,800</b>	
Net Revenue (Expenditures)	(3,938,512)		(2,790,095)	(2,651,800)	
<b>OTHER SOURCES (USES)</b>					
Operating Transfer In (Out)		-	-	-	
<b>Total Resources (Uses)</b>	<b>\$ (3,938,512)</b>	<b>\$ -</b>	<b>\$ (2,790,095)</b>	<b>\$ (2,651,800)</b>	
<b>TRANSFERS TO (FROM) FUND BALANCE:</b>					
Designated for Operations	(3,938,512)	-	(2,790,095)	(2,651,800)	
<b>Total Transfers to (From) Fund Balance</b>	<b>\$ (3,938,512)</b>	<b>\$ -</b>	<b>\$ (2,790,095)</b>	<b>\$ (2,651,800)</b>	
Beginning Fund Balance	\$ 43,045,392	\$ 39,106,880	\$ 39,106,880	\$ 36,316,785	
Ending Fund Balance	\$ 39,106,880	\$ 39,106,880	\$ 36,316,785	\$ 33,664,985	
Reserve % of Revenue	20.98%	20.87%	19.18%	17.50%	
<b>ALL FUNDS</b>					
<b>REVENUES BY FUND:</b>					
General Fund	\$ 186,412,091	\$ 187,340,943	\$ 189,376,657	\$ 192,424,000	1.61%
Special Revenue Fund - Operational	8,317,929	13,074,579	11,819,902	13,074,579	10.61%
Special Revenue Fund - Non-Aidable	46,984,226	47,621,986	47,797,028	50,445,453	5.54%
Capital Projects Fund	4,587,774	600,000	600,000	200,000	-66.67%
Debt Service Fund	40,997,934	41,649,293	42,805,843	42,332,471	-1.11%
Enterprise Fund	25,397,895	26,515,021	24,595,513	28,484,118	15.81%
Internal Service Fund	35,540,729	37,000,000	36,000,000	41,500,000	15.28%
<b>Total Revenues by Fund</b>	<b>\$ 348,238,578</b>	<b>\$ 353,801,822</b>	<b>\$ 352,994,943</b>	<b>\$ 368,460,621</b>	<b>4.38%</b>
<b>EXPENDITURES BY FUND:</b>					
General Fund	\$ 190,350,603	\$ 187,340,943	\$ 192,166,752	\$ 195,075,800	1.51%
Special Revenue Fund - Operational	8,431,511	13,074,579	11,819,902	13,074,579	10.61%
Special Revenue Fund - Non-Aidable	46,479,131	47,761,686	47,554,493	50,103,653	5.36%
Capital Projects Fund	49,953,259	57,985,156	35,585,156	64,900,000	82.38%
Debt Service Fund	42,799,537	43,700,000	44,581,823	44,614,000	0.07%
Enterprise Fund	26,636,853	33,232,206	30,914,383	30,886,868	-0.09%
Internal Service Fund	35,540,729	37,000,000	36,000,000	41,500,000	15.28%
<b>Total Expenditures by Fund</b>	<b>\$ 400,191,623</b>	<b>\$ 420,094,570</b>	<b>\$ 398,622,509</b>	<b>\$ 440,154,900</b>	<b>10.42%</b>

(3) Actual is on a budgetary basis.

### MILWAUKEE AREA TECHNICAL COLLEGE DISTRICT Taxes on \$100,000 House



It is important to note that the 2013 Wisconsin Act 145 (the "Act") was signed into law by Wisconsin's Governor on March 24, 2014. The Act shifted a portion of funding for technical college districts in the State from property taxes levied by the districts to a State aid payment by replacing approximately \$60.4 million (for the MATC District) of property tax levies with a State payment beginning in 2015. In 2021, the Joint Committee on Finance passed a motion to increase the WTCS Property Tax Relief Aid appropriation by \$29 million in FY 2021-22 and \$43 million in FY 2022-23. The college's operating levy was reduced by the same amounts. Years 2013 through 2025 represent actual amounts on a budgetary basis, 2026 is estimated based on current financial projections, and 2027 is the proposed budget. The final tax levy will be set in October 2026.

## **Combined Funds Budget Analysis – Resources**

The combined budget for MATC consists of seven separate fund budgets. Given that a number of funds—i.e. Debt Service, Internal Service and Enterprise—are related to functions quite independent from the general operating activities of MATC, a fund-by-fund presentation and analysis is presented in Section II of this budget document.

MATC's FY 2026-27 combined budget reflects anticipated total revenues of \$368,460,621. Total revenues in all funds are expected to increase by \$14,658,799 or 4.1%. In addition, the District anticipates borrowing of \$44,000,000 in FY 2026-27. Proceeds from the sale of bonds will be used to fund capital renovation and remodeling projects and capital equipment purchases. Tax levy, state aid, student fees, and institutional revenues are expected to increase along with federal revenue, CPB grant revenues, and auxiliary revenues.

### **Tax Levy**

The municipalities in the MATC District will provide \$52,234,852 in operating tax levy and \$43,500,000 in debt service tax levy to support operations and debt service requirements. Overall funding from these sources is anticipated to increase by approximately 1.1% compared to FY 2025-26, reflecting increases in the District's equalized value from net new construction. The tax levy comprises 25.98% of the total revenue budget.

### **State Aid**

General State Aid is allocated to the District from a fixed pool of state revenue to WTCS colleges. In accordance with the statutory funding framework, 70% of general state aid is shared among the 16 technical colleges based on a formula of FTEs (Enrollment), the cost of providing education, and Equalized Property Tax Values in the technical college districts. Under statute, 30% of general state aid is shared based on an outcome-based formula. In FY 2026-27, the MATC District expects to receive approximately \$14.6 million of formula-based aid and \$3.3 million of outcome-based aid. MATC will also receive \$66.8 million of property tax relief aid under Wisconsin Act 145. WTCS State Grants provide an additional source of state revenue to MATC and support targeted programs within the Wisconsin technical colleges. In FY 2026-27, MATC has been awarded several new State Grants, including the Core Industry-Cyber Range and Artificial Intelligence Innovation grants, while several smaller grants are expected to conclude. These state funds are made available based on eligibility requirements and funding availability, with no significant net change in FY2026-27 anticipated compared to FY 2025-26.

Total state aid is expected to decrease by 3.1%, or \$988,530, compared to FY 2025-26. The primary driver is a decline of approximately \$1.1 million in state financial aid funding, reflecting an adjustment to align the FY 2026-27 budget with anticipated funding utilization based on current spending patterns and expected availability. This decrease is partially offset by a modest 0.6% increase in General Fund state aid totaling \$121,770, attributable to a 3.3% rise in budgeted full-time equivalent positions, increasing from 9,200 in FY 2025-26 to 9,500 in FY 2026-27. WTCS

## **Combined Funds Budget Analysis – Resources (Cont.)**

### **State Aid (Cont.)**

State aid comprises 26.49% of the total revenue budget.

### **Student Fees**

Student tuition and fees charged by MATC are set by the Wisconsin Technical College System (WTCS). Student fee revenue includes program fees, material fees, and other student fees. Tuition and fees are the same at all the technical colleges in the WTCS system. The Wisconsin Technical College System Board has approved a 3.0% increase in Postsecondary and Occupational tuition rates for FY 2026-27. The District is budgeting a 7.8% increase in total Student Fees in FY 2026-27 compared to FY 2025-26 due to a 3.3% increase in budgeted full-time equivalent students (FTEs) in FY 2026-27 compared to FY 2025-26. The District budgeted 9,200 FTEs for FY 2025-26 and is budgeting 9,500 FTEs for FY 2026-27. In total, student fees revenue comprises 13.96% of the total revenue budget.

### **Institutional Revenue**

MATC also receives other revenues from Workforce Solutions contracts, interest income, miscellaneous fees and institutional grants. In total, MATC expects to receive approximately \$17.5 million in Institutional Revenue in FY 2026-27. This represents a slight decrease of 2.2% compared to the District's FY 2025-26 budget.

### **Federal Revenue**

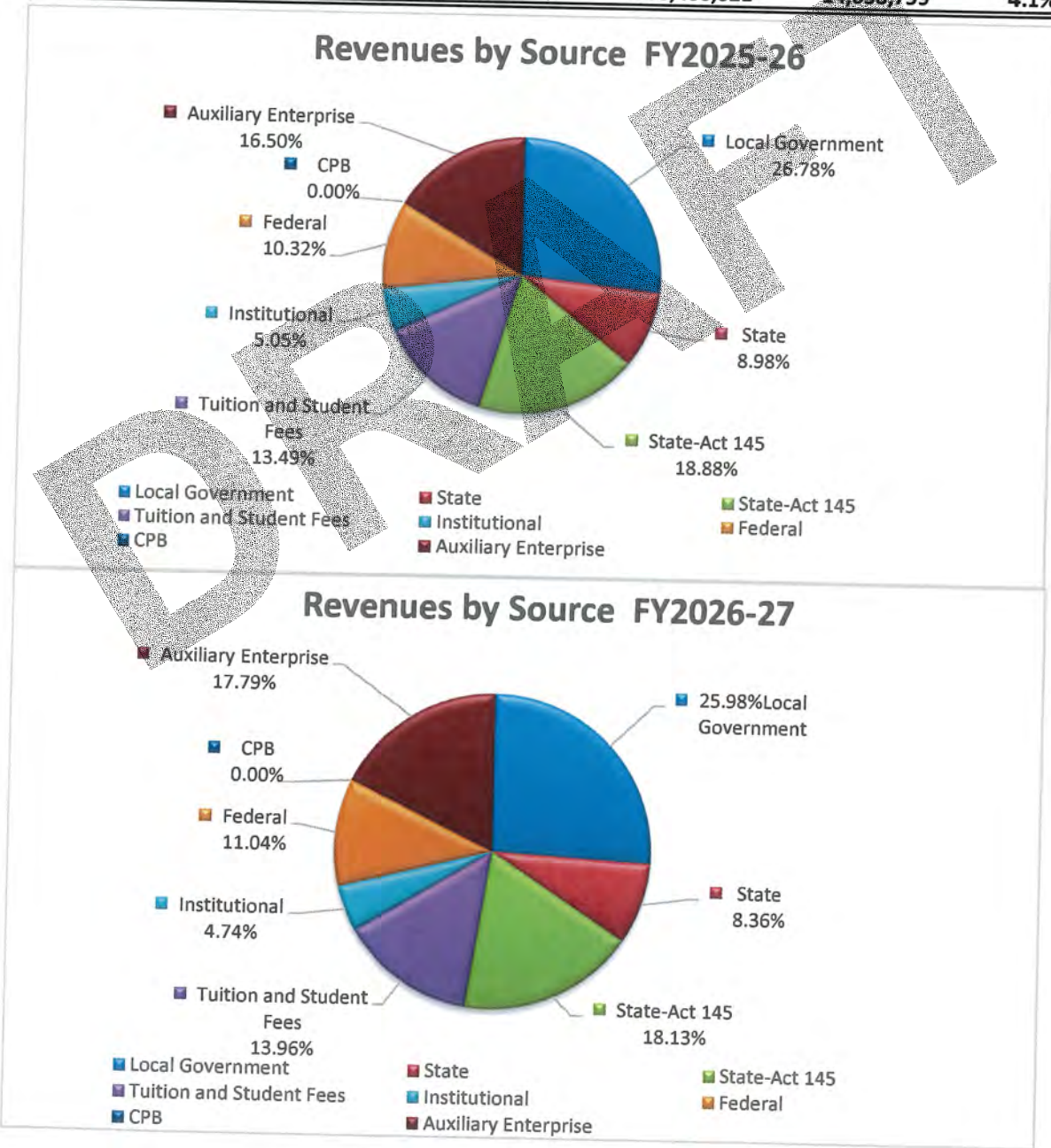
Federal revenue is expected to increase by 11.4% in FY 2026-27 compared to FY 2025-26. The primary driver is growth in federal financial aid funding, with Pell Grant revenue projected to increase by approximately \$4 million -- from roughly \$28 million in FY 2025-26 to an estimated \$32 million in FY 2026-27 -- reflecting anticipated growth in student eligibility, enrollment trends, and overall Pell utilization.

### **Auxiliary Enterprise**

Auxiliary Enterprise revenue is projected to increase by 12.3%, or \$7,158,943, in FY 2026-27, from \$58,372,406 to \$65,531,349. The increase reflects two primary drivers: a \$4.5 million increase in budgeted Internal Service Fund contributions due to escalating healthcare costs to the District, and an approximately \$2.9 million increase in traditional auxiliary unit revenues, including food service, child care, and bookstore operations, reflecting continued recovery in campus activity and student enrollment growth.

### MILWAUKEE AREA TECHNICAL COLLEGE DISTRICT Combined Budget Summary of Revenues Budget to Budget Comparison

REVENUES BY SOURCE:	<u>2025-26</u>		<u>2026-27</u>		<u>Dollar Change</u>	<u>Percent Change</u>
Local Government	\$	94,734,851	\$	95,734,852	\$ 1,000,001	1.1%
State	\$	31,781,123	\$	30,792,593	\$ (988,530)	-3.1%
State - Act 145 Funding	\$	66,814,523	\$	66,814,523	\$ -	0.0%
Tuition and Student Fees	\$	47,727,000	\$	51,439,070	\$ 3,712,070	7.8%
Institutional	\$	17,850,780	\$	17,455,828	\$ (394,952)	-2.2%
Federal	\$	36,521,139	\$	40,692,406	\$ 4,171,267	11.4%
CPB	\$	-	\$	-	\$ -	0.0%
Auxiliary Enterprise	\$	58,372,406	\$	65,531,349	\$ 7,158,943	12.3%
<b>Total Revenue</b>	<b>\$</b>	<b>353,801,822</b>	<b>\$</b>	<b>368,460,621</b>	<b>14,658,799</b>	<b>4.1%</b>



## **Combined Funds Budget Analysis - Expenditures**

MATC's FY 2025-26 combined budget reflects anticipated total expenditures of \$440,154,900. Total expenditures in all funds are expected to increase by \$20.1 million or 4.8%.

The combined budget displays institutional expenditures within seven functional categories. This is a uniform classification required by the Wisconsin Technical College System (WTCS) and is part of the Federal IPEDS (Integrated Postsecondary Education Data System) reporting system.

The MATC's expenditures are reported by functional categories: Instruction, Instructional Resources, Student Services, General Institutional, Physical Plant, Auxiliary Services, and Public Services.

### **Instructional**

Anticipated Instructional expenditures of \$127,825,461 reflect an increase in spending of 3.2%.

### **Instructional Resources**

The FY 2026-27 budget for Instructional Resources of \$5,931,405 reflects an increase in spending of 3.0% on instructional support activities such as library, academic support centers, audiovisual services, and distance learning support.

### **Student Services**

Spending for services provided to students is expected to increase by 3.3% to \$78,139,697 in FY 2026-27. This Student Services expenditure budget covers services such as recruitment, admissions, registration, advising, and financial aid.

### **General Institutional**

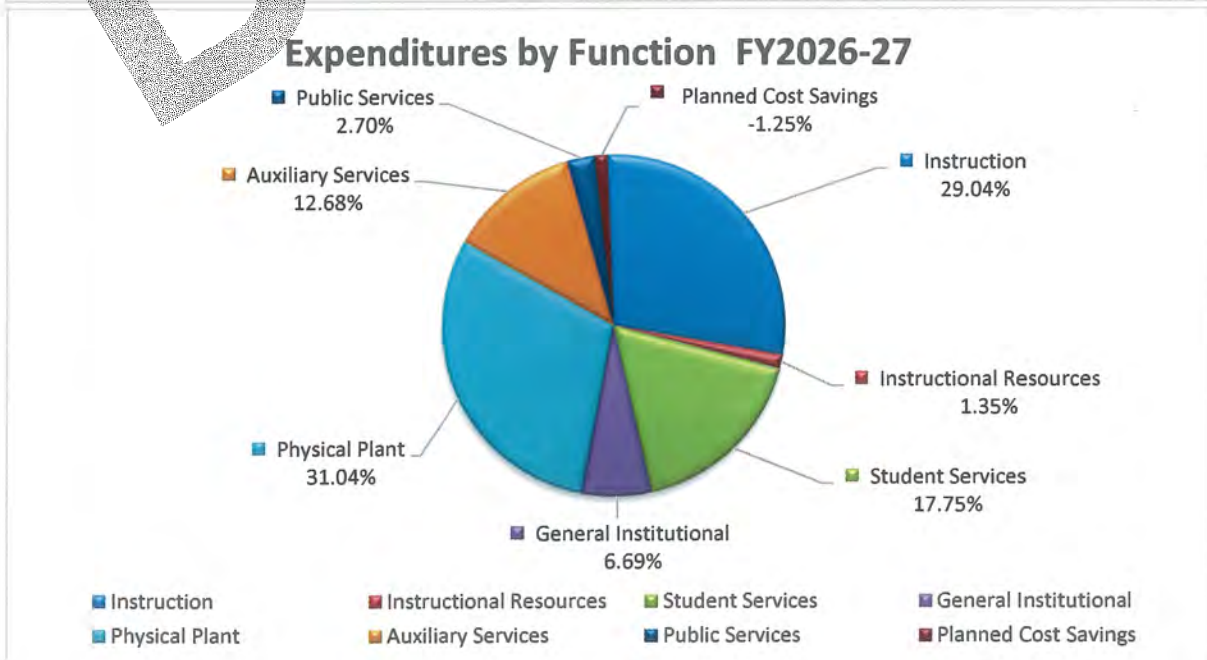
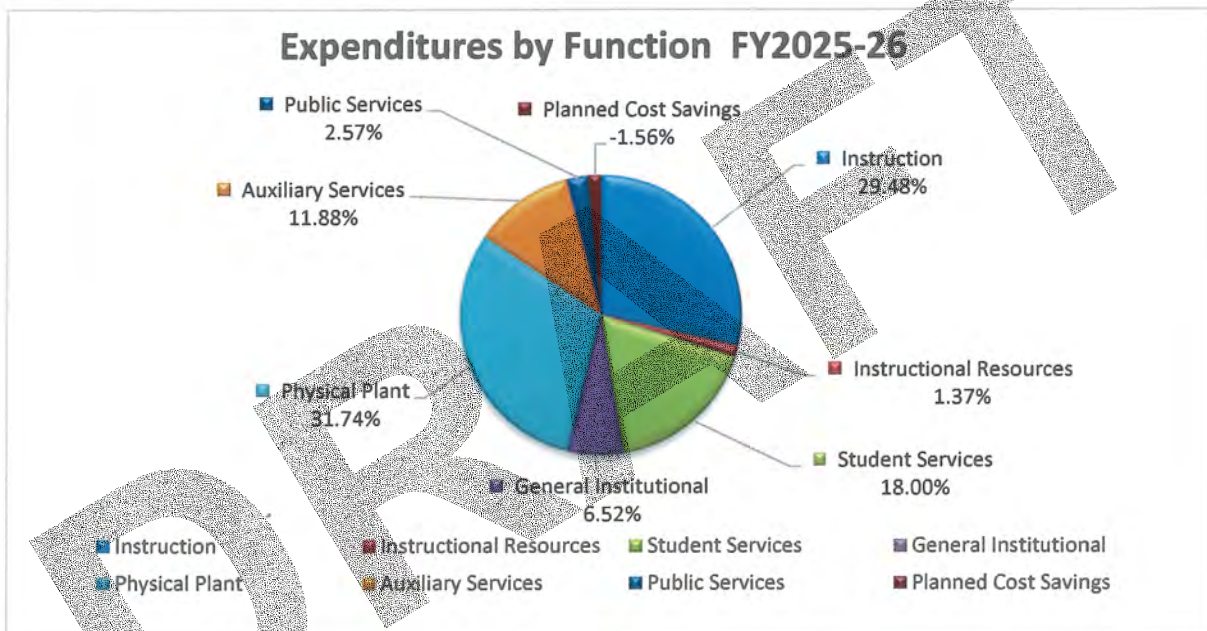
Expenditures made for services that benefit the entire College are expected to increase by 7.5% to \$29,428,561 in FY 2026-27.

### **Physical Plant**

The District's FY 2026-27 budget anticipates an overall increase of 2.5% on expenditures made for physical plant and for services required for the operation and maintenance of the physical facilities, remodeling, and principal and interest payments on general obligation bonds issued to fund capital equipment and capital renovation and remodeling projects.

**MILWAUKEE AREA TECHNICAL COLLEGE DISTRICT  
Combined Budget Summary of Expenditures  
Budget to Budget Comparison**

<u>EXPENDITURES BY FUNCTION:</u>	<u>2025-26</u>	<u>2026-27</u>	<u>Dollar Change</u>	<u>Percent Change</u>
Instruction	\$ 123,829,152	\$ 127,825,461	\$ 3,996,309	3.2%
Instructional Resources	\$ 5,759,727	\$ 5,931,405	\$ 171,678	3.0%
Student Services	\$ 75,608,939	\$ 78,139,697	\$ 2,530,758	3.3%
General Institutional	\$ 27,384,442	\$ 29,428,561	\$ 2,044,119	7.5%
Physical Plant	\$ 133,354,687	\$ 136,624,437	\$ 3,269,750	2.5%
Auxiliary Services	\$ 49,915,369	\$ 55,802,339	\$ 5,886,970	11.8%
Public Services	\$ 10,800,243	\$ 11,903,000	\$ 1,102,757	10.2%
Planned Cost Savings	\$ (6,557,989)	\$ (5,500,000)	\$ 1,057,989	-16.1%
<b>Total Expenditures</b>	<b>\$ 420,094,570</b>	<b>\$ 440,154,900</b>	<b>\$ 20,060,330</b>	<b>4.8%</b>



## **Combined Funds Budget Analysis – Expenditures (Cont.)**

### **Auxiliary Services**

Auxiliary Services expenditures are expected to increase by 11.8% in FY 2026-27.

### **Public Services**

Public Service expenditures are expected to increase by 10.2% in FY 2026-27.

### **Planned Cost Savings**

MATC has set an open positions savings goal of approximately \$5.0 million for FY 2026-27.

This target reflects both the natural lag in filling vacant positions and a deliberate, strategic approach to vacancy management and workforce planning. Rather than automatically backfilling open roles, the College will evaluate each vacancy in the context of enrollment trends, operational need, and financial sustainability. This disciplined approach is intended to help MATC navigate financial uncertainties while directing resources to highest-priority needs.

DRAFT

**MILWAUKEE AREA TECHNICAL COLLEGE**

**Combined Budget Summary**

**July 1, 2026 - June 30, 2027**

	<u>2024-25</u>	<u>2025-26</u>	<u>2025-26</u>	<u>2026-27</u>
	<u>Actual</u>	<u>Budget</u>	<u>Estimated</u>	<u>Budget</u>
<b>REVENUES:</b>				
Local Government - property taxes	\$ 95,121,120	\$ 94,734,851	\$ 94,858,142	\$ 95,734,852
Intergovernmental Revenues:				
State	30,899,321	31,781,123	31,511,508	30,792,593
State - Act 145 Funding	66,814,523	66,814,523	66,814,522	66,814,523
Federal	37,067,940	36,521,139	35,983,438	40,692,406
Other Grants-CPB	2,072,707	-	37,980	-
Other Grants-PBS	-	-	-	-
Institutional Revenues:				
Statutory Program Fees	37,381,962	38,848,800	39,926,628	41,388,200
Material Fees	1,555,708	1,620,000	1,590,995	1,644,800
Other Student Fees	6,624,766	7,258,200	7,624,200	8,406,070
Other Institutional	15,935,401	17,850,780	18,053,863	17,455,828
Auxiliary Enterprise	54,765,130	58,372,406	56,593,667	65,531,349
Total Revenue	\$ 348,238,578	\$ 353,801,822	\$ 352,994,943	\$ 368,460,621
<b>EXPENDITURES BY FUNCTION:</b>				
Instruction	\$ 118,346,389	\$ 123,829,152	\$ 121,797,007	\$ 127,825,461
Instructional Resources	5,265,492	5,759,727	5,315,730	5,931,405
Student Services	72,448,683	75,608,939	74,202,025	78,139,697
General Institutional	29,542,550	27,384,442	30,380,695	29,428,561
Physical Plant	119,098,195	133,354,687	109,529,263	136,624,437
Auxiliary Services	47,081,251	49,915,369	48,749,819	55,802,339
Public Services	8,409,063	10,800,243	8,647,970	11,903,000
Planned Cost Savings	-	(6,557,989)	-	(5,500,000)
Total Expenditures	\$ 400,191,623	\$ 420,094,570	\$ 398,622,509	\$ 440,154,900
Revenue over (under) expenditures	\$ (51,953,045)	\$ (66,292,748)	\$ (45,627,566)	\$ (71,694,279)
<b>OTHER FINANCING SOURCES (USES):</b>				
Debt Issued	44,000,000	44,000,000	44,000,000	44,000,000
Total Resources (Uses)	\$ (7,953,045)	\$ (22,292,748)	\$ (1,627,566)	\$ (27,694,279)
<b>TRANSFERS TO (FROM) FUND BALANCE:</b>				
Designated for Operations	(4,052,094)	-	(2,790,095)	(2,651,800)
Reserved for Student Financial Assistance	505,095	(139,700)	242,535	341,800
Reserved for Debt Service	(370,475)	(2,050,707)	(1,775,980)	(2,281,529)
Retained Earnings	3,948,923	(2,849,038)	(2,450,723)	(702,750)
Reserved for Capital Projects	(4,808,485)	(16,884,956)	5,515,044	(22,400,000)
Designated for Self Insurance	-	-	-	-
Total Transfers To (From) Fund Balance	\$ (4,777,036)	\$ (21,924,401)	\$ (1,259,219)	\$ (27,694,279)
Beginning Fund Balance	\$ 121,201,919	\$ 116,424,883	\$ 116,424,883	\$ 115,165,664
Ending Fund Balance	\$ 116,424,883	\$ 94,500,482	\$ 115,165,664	\$ 87,471,385
<b>EXPENDITURES BY FUND</b>				
General Fund	\$ 190,350,603	\$ 187,340,943	\$ 192,166,752	\$ 195,075,800
Special Revenue Fund - Operational	8,431,511	13,074,579	11,819,902	13,074,579
Special Revenue Fund - Non-Aidable	46,479,131	47,761,686	47,554,493	50,103,653
Capital Projects Fund	49,953,259	57,985,156	35,585,156	64,900,000
Debt Service Fund	42,799,537	43,700,000	44,581,823	44,614,000
Enterprise Fund	26,636,853	33,232,206	30,914,383	30,886,868
Internal Service Fund	35,540,729	37,000,000	36,000,000	41,500,000
Total Expenditures by Fund	\$ 400,191,623	\$ 420,094,570	\$ 398,622,509	\$ 440,154,900

The 2025-26 budget contains the current revised budget.

MILWAUKEE AREA TECHNICAL COLLEGE  
 Combined Budget Summary  
 July 1, 2026 - June 30, 2027

	General Fund	Special Revenue Fund - Operational	Special Revenue Fund - Non-Aidable	Capital Projects Fund	Debt Service Fund	Enterprise Fund	Internal Service Fund	Total All Fund
<b>REVENUES:</b>								
Local Government - property taxes	\$ 52,234,852	\$ -	\$ -	\$ -	\$ 40,518,471	\$ 2,981,529	\$ -	\$ 95,734,852
Intergovernmental Revenues:								
State	20,908,595	2,749,098	6,229,900	-	614,000	291,000	-	30,792,593
State - Act 145 Funding	66,814,523	-	-	-	-	-	-	66,814,523
Federal	110,000	6,972,213	33,557,953	-	-	52,240	-	40,692,406
Other Grants-CPB	-	-	-	-	-	-	-	-
Institutional Revenues:								
Statutory Program Fees	41,388,200	-	-	-	-	-	-	41,388,200
Material Fees	1,644,800	-	-	-	-	-	-	1,644,800
Other Student Fees	2,058,470	6,347,600	-	-	-	-	-	8,406,070
Other Institutional and Auxiliary Enterprise	7,264,560	3,353,268	4,310,000	200,000	1,200,000	25,159,349	41,500,000	82,987,177
<b>Total Revenues</b>	<b>\$ 192,424,000</b>	<b>\$ 13,074,579</b>	<b>\$ 50,445,453</b>	<b>\$ 200,000</b>	<b>\$ 42,332,471</b>	<b>\$ 28,484,118</b>	<b>\$ 41,500,000</b>	<b>\$ 368,460,621</b>
<b>EXPENDITURES:</b>								
Instruction	\$ 121,187,409	\$ 6,638,052	\$ -	\$ -	\$ -	\$ -	\$ -	\$ 127,825,461
Instructional Resources	5,931,405	-	-	-	-	-	-	5,931,405
Student Services	23,174,035	4,862,009	50,103,653	-	-	-	-	78,139,697
General Institutional	27,854,043	1,574,518	-	-	-	-	-	29,428,561
Physical Plant	22,428,908	-	-	64,900,000	44,614,000	4,681,529	-	136,624,437
Planned Cost Savings	(5,500,000)	-	-	-	-	-	-	(5,500,000)
Auxiliary Services (Also Includes Public Television)	-	-	-	-	-	26,205,339	41,500,000	67,705,339
<b>Total Expenditures</b>	<b>\$ 195,075,800</b>	<b>\$ 13,074,579</b>	<b>\$ 50,103,653</b>	<b>\$ 64,900,000</b>	<b>\$ 44,614,000</b>	<b>\$ 30,886,868</b>	<b>\$ 41,500,000</b>	<b>\$ 440,154,900</b>
Revenues Over (Under) Expenditures	\$ (2,651,800)	\$ -	\$ 341,800	\$ (64,700,000)	\$ (2,281,529)	\$ (2,402,750)	\$ -	\$ (71,694,279)
<b>OTHER FINANCING SOURCES (USES):</b>								
Debt Issued	-	-	-	42,300,000	-	1,700,000	-	44,000,000
<b>Total Resources (Uses)</b>	<b>\$ (2,651,800)</b>	<b>\$ -</b>	<b>\$ 341,800</b>	<b>\$ (22,400,000)</b>	<b>\$ (2,281,529)</b>	<b>\$ (702,750)</b>	<b>\$ -</b>	<b>\$ (27,694,279)</b>
<b>TRANSFERS TO (FROM) FUND BALANCE:</b>								
Designated for Operations	\$ (2,651,800)	\$ -	\$ -	\$ -	\$ -	\$ -	\$ -	\$ (2,651,800)
Reserved for Student Financial Assistance	-	-	341,800	-	-	-	-	341,800
Reserved for Capital Projects	-	-	-	(22,400,000)	-	-	-	(22,400,000)
Reserved for Debt Service	-	-	-	-	(2,281,529)	-	-	(2,281,529)
Retained Earnings	-	-	-	-	-	(702,750)	-	(702,750)
<b>Total Transfers To (From) Fund Balance</b>	<b>\$ (2,651,800)</b>	<b>\$ -</b>	<b>\$ 341,800</b>	<b>\$ (22,400,000)</b>	<b>\$ (2,281,529)</b>	<b>\$ (702,750)</b>	<b>\$ -</b>	<b>\$ (27,694,279)</b>
Beginning Total Fund Balance	\$ 36,316,785	\$ 614,143	\$ 1,630,709	\$ 27,516,680	\$ 25,464,723	\$ 19,418,373	\$ 4,204,251	\$ 115,165,664
Ending Total Fund Balance	\$ 33,664,985	\$ 614,143	\$ 1,972,509	\$ 5,116,680	\$ 23,183,194	\$ 18,715,623	\$ 4,204,251	\$ 87,471,385

### Description of Fund Balance Reserves

**Reserve for Capital Projects** – A reserve of a portion of the fund balance to provide for appropriations approved in prior budget periods, but programmed for expenditures in future accounting periods. The Reserve for Capital Projects is estimated to be \$27,516,680 at June 30, 2026, and \$5,116,680 at June 30, 2027. The limit on this reserve is the total resources provided in the Capital Projects Fund.

**Reserve for Debt Service** – A reserve of the fund balance to provide for appropriations approved in prior budget periods, but programmed for expenditures in future accounting periods. At June 30, 2026, the Reserve for Debt Service is estimated at \$25,464,723 and is planned to decrease to \$23,183,194 during the next year. The limit on this reserve is the total resources provided in the Debt Service Fund.

**Reserve for Student Financial Assistance** – A reserve of the fund balance resulting from student financial assistance programs. At June 30, 2026 the Reserve for Student Financial Assistance is estimated at negative \$162,279 and at negative \$162,279 at June 30, 2027. The limit on this reserve is the total resources provided in the Financial Aid Fund.

**Designated for Self-Insurance** – A designation of fund balance has been established to provide a reserve between the budgeted expenditures and individual limits for stop loss coverage. At June 30, 2026, this amount is estimated at \$4,204,251. The amount may be modified by specific Board action.

**Designated for Operations** – A designation of a portion of fund balance to provide for fluctuations in operating cash balances and operating revenue amounts. At June 30, 2026, the General Fund Reserve is estimated to be \$36,316,785 or 19.18 % of operating revenue. The Special Revenue Fund Reserve is estimated to be \$614,143 or 5.2% of operating revenue at June 30, 2026. In FY 2026-27 the balance in the General Fund Reserve is planned to remain at \$33,664,985 and the ratio of the General Fund Reserve to operating revenue is estimated to be 17.50 % for 2027.

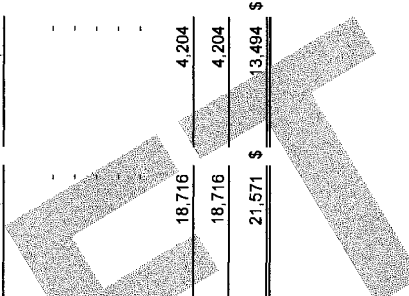
**Reserve for Prepaid Expenditures** – A reserve of a portion of the fund balance for prepaid expenditures; that is, monies paid in the current year, but the related expenditures are to be charged to a future accounting period. At June 30, 2027, the Reserve for Prepaid Expenditures is estimated at \$300,000 for the General Fund and is not planned to change significantly during the next year. The limit on this reserve is the total amount of prepaid expenditures.

MILWAUKEE AREA TECHNICAL COLLEGE  
 PRO FORMA COMBINED BALANCE SHEET  
 IN THOUSANDS  
 JUNE 30, 2026

	GOVERNMENTAL FUNDS				PROPRIETARY FUNDS			ACCOUNT GROUPS		TOTAL (MEMORANDUM) ONLY
	GENERAL FUND	SPECIAL REVENUE FUND- OPERATIONAL	SPECIAL REVENUE FUND- NON-AIDABLE	CAPITAL PROJECTS FUND	DEBT SERVICE FUND	ENTERPRISE FUNDS	INTERNAL SERVICE FUND	GENERAL CAPITAL ASSETS	GEN. LONG- TERM OBLIG. ACCT. GROUP	
<b>ASSETS</b>										
CASH AND CASH EQUIVALENTS	\$ 55,066	\$ -	\$ 3,828	\$ 27,529	\$ 12,739	\$ 15	\$ -	\$ -	\$ -	\$ 99,177
PROPERTY TAXES RECEIVABLE	25,300	-	-	-	12,733	-	-	-	-	38,033
ACCOUNTS & OTHER RECEIVABLES	2,800	49	-	-	-	7,846	626	-	-	11,321
DUE FROM OTHER FUNDS	11,272	3,727	4,650	-	-	10,714	12,337	-	-	42,700
INVENTORIES AND PREPAIDS	300	-	-	-	-	2,758	-	-	-	3,058
CAPITAL ASSETS	-	-	-	-	-	-	-	228,900	-	228,900
AMOUNT AVAILABLE IN DEBT SERVICE FUND	-	-	-	-	-	-	-	-	15,821	15,821
AMOUNT TO BE PROVIDED FOR: DEBT SERVICE	-	-	-	-	-	-	-	-	99,179	99,179
COMPENSATED ABSENCES	-	-	-	-	-	-	-	-	9,274	9,274
ENVIRONMENTAL REMEDIATION	-	-	-	-	-	-	-	-	38	38
<b>TOTAL ASSETS</b>	\$ 94,738	\$ 3,776	\$ 8,478	\$ 27,529	\$ 25,472	\$ 21,333	\$ 12,963	\$ 228,900	\$ 124,312	\$ 547,501
<b>LIABILITIES</b>										
ACCOUNTS PAYABLE	\$ 2,556	\$ -	\$ 421	\$ -	\$ 7	\$ 538	\$ 8,520	\$ -	\$ -	\$ 12,042
ACCRUED LIABILITIES	8,436	3,162	2,438	12	-	109	-	-	-	14,157
DUE TO OTHER FUNDS	38,056	-	3,163	-	-	1,242	239	-	-	42,700
DEBT PAYABLE	-	-	-	-	-	-	-	-	115,000	115,000
DEFERRED REVENUE	3,802	-	-	-	-	26	-	-	-	3,828
DEPOSIT HELD IN TRUST	-	-	825	-	-	-	-	-	-	825
COMPENSATED ABSENCES	5,571	-	-	-	-	-	-	-	9,274	14,845
ENVIRONMENTAL REMEDIATION	-	-	-	-	-	-	-	-	38	38
<b>TOTAL LIABILITIES</b>	\$ 58,421	\$ 3,162	\$ 6,847	\$ 12	\$ 7	\$ 1,915	\$ 8,759	\$ -	\$ 124,312	\$ 203,435
<b>FUND EQUITY</b>										
CAPITAL ASSETS	-	-	-	-	-	-	-	228,900	-	228,900
RESERVE FOR CAPITAL PROJECTS	-	-	-	27,517	-	-	-	-	-	27,517
RESERVE FOR PREPAID EXPEND.	300	-	-	-	-	-	-	-	-	300
RESERVE FOR DEBT SERVICE	-	-	-	-	25,465	-	-	-	-	25,465
RESERVE FOR STUDENT FIN. ASSIST	-	-	1,631	-	-	-	-	-	-	1,631
UNRESERVED:										
DESIGNATED FOR OPERATIONS	36,017	614	-	-	-	19,418	4,204	-	-	60,253
<b>TOTAL FUND EQUITY</b>	\$ 36,317	\$ 614	\$ 1,631	\$ 27,517	\$ 25,465	\$ 19,418	\$ 4,204	\$ 228,900	\$ -	\$ 344,066
<b>TOTAL LIABILITIES AND FUND EQUITY</b>	\$ 94,738	\$ 3,776	\$ 8,478	\$ 27,529	\$ 25,472	\$ 21,333	\$ 12,963	\$ 228,900	\$ 124,312	\$ 547,501

MILWAUKEE AREA TECHNICAL COLLEGE  
 PRO FORMA COMBINED BALANCE SHEET  
 IN THOUSANDS  
 JUNE 30, 2027

	GOVERNMENTAL FUNDS				PROPRIETARY FUNDS			ACCOUNT GROUPS		TOTAL (MEMORANDUM) ONLY
	GENERAL FUND	SPECIAL REVENUE FUND- OPERATIONAL	SPECIAL REVENUE FUND- NON-AIDABLE	CAPITAL PROJECTS FUND	DEBT SERVICE FUND	ENTERPRISE FUNDS	INTERNAL SERVICE FUND	GENERAL CAPITAL ASSETS	GEN. LONG- TERM OBLIG. ACCT. GROUP	
<b>ASSETS</b>										
CASH AND CASH EQUIVALENTS	\$ 49,218	\$ -	\$ 9,712	\$ 9,685	\$ 11,534	\$ -	\$ -	\$ -	\$ -	\$ 80,149
PROPERTY TAXES RECEIVABLE	28,792	-	-	-	11,652	-	-	-	-	40,444
ACCOUNTS & OTHER RECEIVABLES	5,025	84	-	-	-	8,994	-	-	-	14,103
DUE FROM OTHER FUNDS	-	3,732	4,987	-	-	12,257	13,494	-	-	34,470
INVENTORIES AND PREPAIDS	300	-	-	-	-	320	-	-	-	620
CAPITAL ASSETS	-	-	-	-	-	-	-	213,945	-	213,945
<b>AMOUNT AVAILABLE IN</b>										
DEBT SERVICE FUND	-	-	-	-	-	-	-	-	15,821	15,821
<b>AMOUNT TO BE PROVIDED FOR:</b>										
DEBT SERVICE	-	-	-	-	-	-	-	-	99,179	99,179
COMPENSATED ABSENCES	-	-	-	-	-	-	-	-	9,274	9,274
ENVIRONMENTAL REMEDIATION	-	-	-	-	-	-	-	-	38	38
<b>TOTAL ASSETS</b>	\$ 83,335	\$ 3,816	\$ 14,699	\$ 9,685	\$ 23,186	\$ 21,571	\$ 13,494	\$ 213,945	\$ 124,312	\$ 508,043
<b>LIABILITIES</b>										
ACCOUNTS PAYABLE	\$ 1,999	\$ -	\$ 398	\$ 3,868	\$ 3	\$ 121	\$ 9,056	\$ -	\$ -	\$ 15,445
ACCRUED LIABILITIES	8,425	3,202	5,032	700	-	12	-	-	-	17,371
DUE TO OTHER FUNDS	29,175	-	3,500	-	-	1,561	234	-	-	34,470
DEBT PAYABLE	-	-	-	-	-	-	-	-	115,000	115,000
DEFERRED REVENUE	3,500	-	2,966	-	-	1,161	-	-	-	7,627
DEPOSIT HELD IN TRUST	-	-	831	-	-	-	-	-	-	831
COMPENSATED ABSENCES	6,571	-	-	-	-	-	-	-	9,274	15,845
ENVIRONMENTAL REMEDIATION	-	-	-	-	-	-	-	-	38	38
<b>TOTAL LIABILITIES</b>	49,670	3,202	12,727	4,566	3	2,855	9,290	-	124,312	206,627
<b>FUND EQUITY</b>										
CAPITAL ASSETS	-	-	-	-	-	-	-	213,945	-	213,945
RESERVE FOR CAPITAL PROJECTS	-	-	-	5,117	-	-	-	-	-	5,117
RESERVE FOR PREPAID EXPEND.	300	-	-	-	-	-	-	-	-	300
RESERVE FOR DEBT SERVICE	-	-	-	-	23,183	-	-	-	-	23,183
RESERVE FOR STUDENT FIN. ASSIST	-	-	1,972	-	-	-	-	-	-	1,972
<b>UNRESERVED:</b>										
DESIGNATED FOR OPERATIONS	33,365	614	-	-	-	18,716	4,204	-	-	56,899
<b>TOTAL FUND EQUITY</b>	33,665	614	1,972	5,117	23,183	18,716	4,204	213,945	-	301,416
<b>TOTAL LIABILITIES AND FUND EQUITY</b>	\$ 83,335	\$ 3,816	\$ 14,699	\$ 9,685	\$ 23,186	\$ 21,571	\$ 13,494	\$ 213,945	\$ 124,312	\$ 508,043



**GENERAL FUND**

The General Fund is the primary operating fund of the District, and its accounts reflect all financial activity not required to be accounted for in another fund.

## General Fund

### Fund Description

The General Fund is used to account for all financial activities except those required to be accounted for in another fund. This fund is used to record the current operations of the District. In developing the FY 2026-27 budget, the most probable projections were used.

### General Fund Analysis

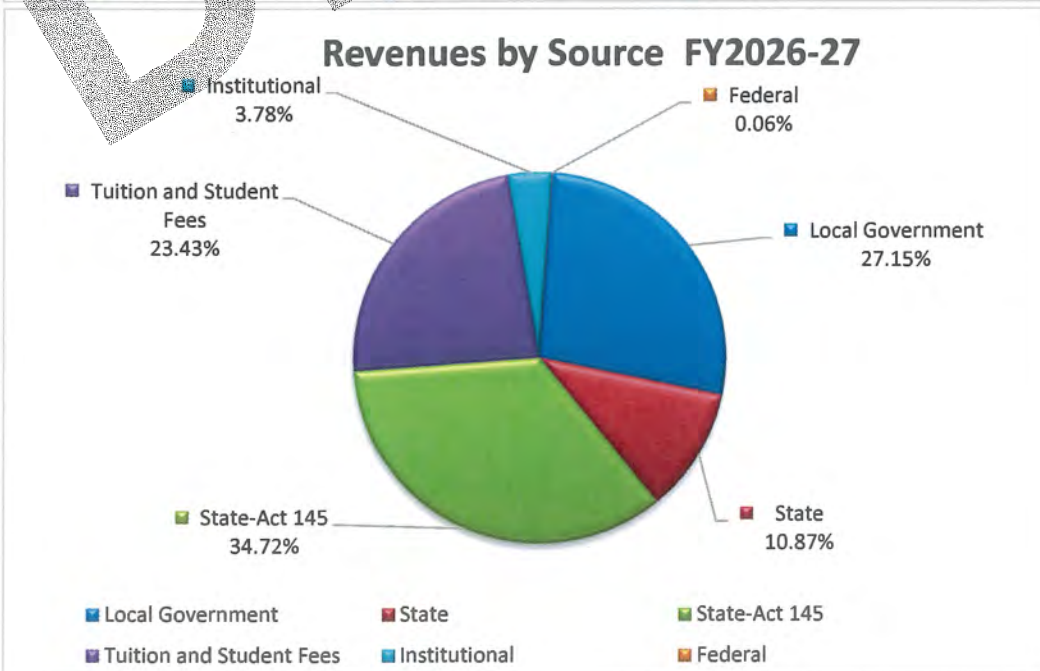
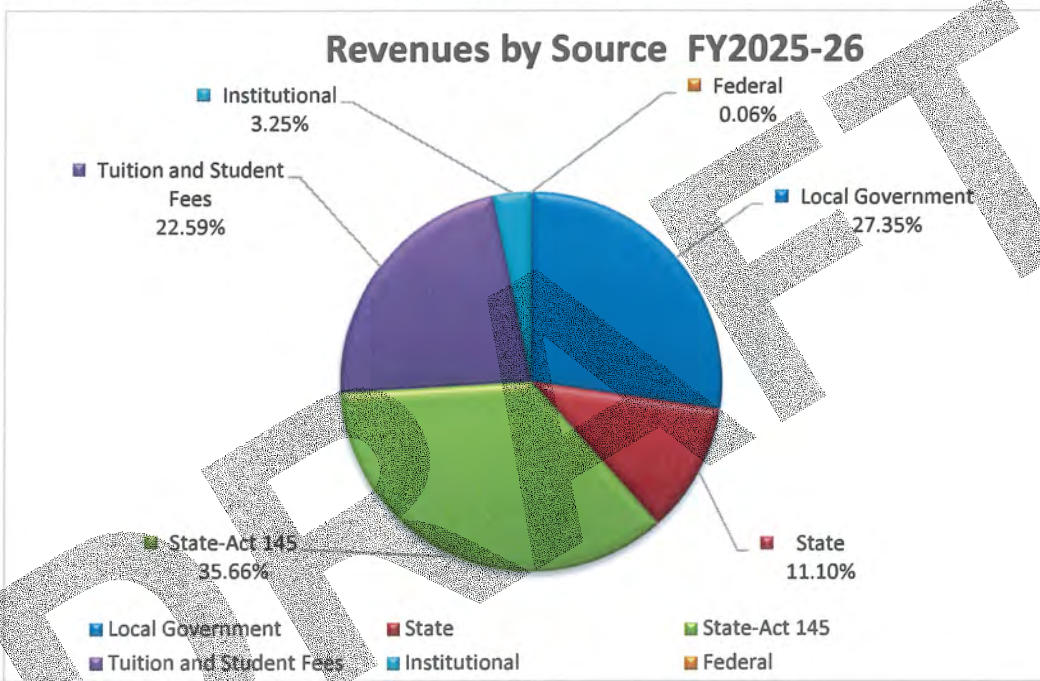
#### Revenues

Total General Fund revenues are expected to increase by 2.7% compared to the FY 2025-26 budget.

- A 1.95% increase in the **Operating Tax Levy** is anticipated due to aggregate net new construction in the District. The municipalities in the MATC District are expected to provide \$52,234,852 in operating tax levy. Local Government funding is expected to provide 27.1% of total General Fund revenues in FY 2026-27.
- The FY 2026–27 General Fund budget projects a modest increase of .6% increase in general **State Aid**, totaling \$121,770, compared to FY2025–26. This anticipated increase is attributable to a 3.3% rise in budgeted full-time equivalent positions (FTEs), increasing from 9,200 in FY2026 to 9,500 in FY2027. State funding from Wisconsin Act 145 remains flat at \$66,814,523, consistent with FY 2025-26. Combined, State Aid and Act 145 funding are expected to provide approximately 45.6% of the total General Fund revenues.
- MATC's General Fund FY 2026-27 budget for **Student Tuition and Fees** is estimated at \$45,091,470, representing a 6.6% increase compared to FY 2025-26. This increase is driven by two factors: WTCS-approved tuition rate increases, as well as continued enrollment growth, with budgeted full-time equivalents (FTEs) increasing from 9,200 in FY 2025-26 to 9,500 in FY 2026-27. WTCS has approved increases of 3.0% in tuition rates for Associate Degree and Vocational Programs for FY 2026-27 and an increase of 2.0% for College Parallel Programs (Associate of Arts and Science).
- MATC also receives other revenues from contract work, interest income, and miscellaneous fees. In FY 2026-27, MATC is budgeting \$7,264,560 in **Institutional Revenue**, a 19.5% increase over the prior year. This growth is primarily driven by Workforce Solutions, the college's resource for customized, contract training and industry partnerships. By developing short-term workforce offerings aligned to regional labor market needs, this group is expanding MATC's impact in strategic sectors like advanced manufacturing and healthcare while strengthening the college's revenue position.
- **Federal Revenue** is expected to remain flat in FY 2026-27 at \$110,000.

**MILWAUKEE AREA TECHNICAL COLLEGE DISTRICT  
General Fund Budget Summary of Revenues  
Budget to Budget Comparison**

<b>REVENUES BY SOURCE:</b>	<b>2025-26</b>	<b>2026-27</b>	<b>Dollar Change</b>	<b>Percent Change</b>
Local Government	\$ 51,234,852	\$ 52,234,852	\$ 1,000,000	2.0%
State	\$ 20,786,825	\$ 20,908,595	\$ 121,770	0.6%
State - Act 145 Funding	\$ 66,814,523	\$ 66,814,523	\$ -	0.0%
Tuition and Student Fees	\$ 42,314,900	\$ 45,091,470	\$ 2,776,570	6.6%
Institutional	\$ 6,079,843	\$ 7,264,560	\$ 1,184,717	19.5%
Federal	\$ 110,000	\$ 110,000	\$ -	0.0%
<b>Total Revenue</b>	<b>\$ 187,340,943</b>	<b>\$ 192,424,000</b>	<b>\$ 5,083,057</b>	<b>2.7%</b>



## Expenses

Total General Fund expenses are expected to increase by 4.1% compared to the FY 2025-26 budget. MATC's budget is primarily labor and labor-related expenses, which continue to face pressure from escalating healthcare costs and labor market concerns.

### Salaries

- Milwaukee Area Technical College (MATC) estimates that total wages and salaries for budgeted positions will amount to approximately \$125.1 million in FY 2026–27, an increase of 2.3% compared to FY 2025-26. The District remains actively engaged in collective bargaining with Local 212, WFT, AFL-CIO, regarding base wage agreements as defined under Sections 111.70(4) (mb) and (mbb) of the Wisconsin Statutes.
- Overall, salaries expense is expected to increase by 2.3% in FY 2026–27. As part of its ongoing commitment to responsible financial stewardship, MATC has implemented intentional workforce planning adjustments to mitigate the impact of rising compensation costs, including targeted position management and staffing optimization strategies.
- MATC has set a positions saving's goal of approximately \$5.0 million for FY 2026-27.

### Fringe Benefits

Fringe benefits—including health, dental, life, and long-term disability insurance, as well as FICA taxes and pension contributions—are expected to increase by 8.1% in FY 2026–27, representing the most significant cost pressure in the FY 2026-27 budget.

- Overall, fringe benefits are budgeted at approximately \$45.7 million in FY 2026-27.
- Health Insurance: For FY 2026-27, the current estimated increase for the District's total calendar year health plan (January 2027 - December 2027) is 10.9%. This calculation includes both a medical trend of 8.3% and pharmacy trend of 11.4%. The anticipated forecast of a 10.9% increase is significantly based upon the current loss ratio. For the fiscal year ending June 2026, the loss ratio from July 2025 to March 2026 is approximately 108.1%. In addition, the estimate of 10.9% includes a stop loss increase for Milwaukee estimated at 40%. The July 1, 2026 stop loss premium renewal was 39% overall for Wisconsin Technical College Employee Benefits Consortium (WTCEBC) (with no change to the deductible and an increase to the aggregating spec to \$1 million), approved by the WTCEBC Board of Directors on May 13, 2026. This increase was driven by less favorable large claim experience than prior claims history. Depending upon the final decision made, this could increase the 10.9% increase to 12.3%. Final FY2026 rate estimates will be provided in July 2026 using data through June 2026.

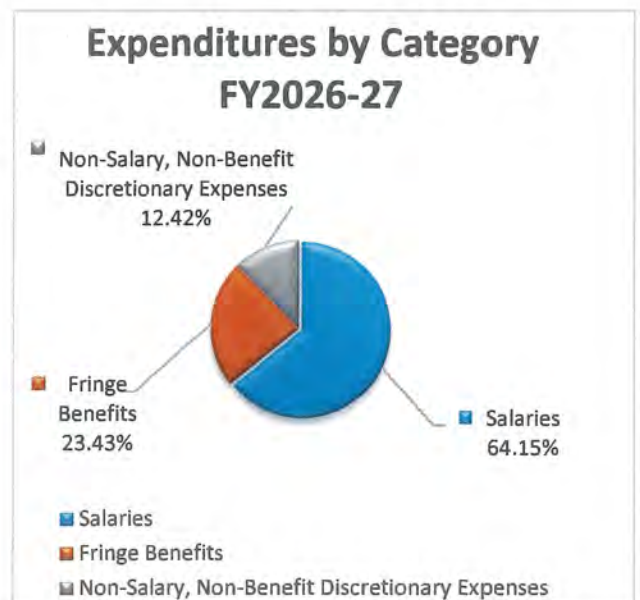
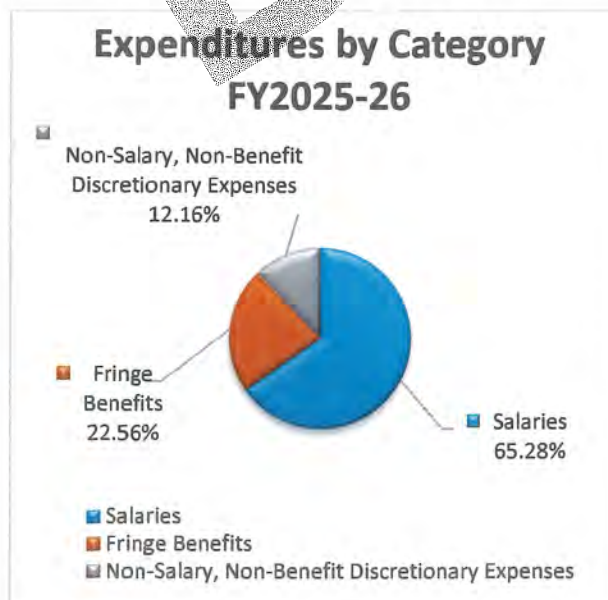
- For the 2026 calendar year, employee contributions for the low-deductible plan are set at 13%, while the base contribution for the high-deductible plan is 14%. MATC will continue to provide Health Saving Account (HAS) contributions for full-time employees enrolled in the high-deductible plan throughout FY2026-27. Specifically, The District will deposit \$100 per month for those with employee-only coverage and \$200 per month for those with employee-plus-one or family coverage.

**Non-Salary Non-Benefit Discretionary Expenses**

- MATC’s FY 2026-27 budget reflects an increase of 6.4% in Non-Salary Non-Benefit Discretionary expenses. MATC Budget Managers developed departmental and divisional discretionary budgets using a decentralized approach to allow for transparency and to ensure that resources are allocated in a manner that best meets the needs of the community. The increase reflects continued inflationary pressures on supplies, services and program expenses.

**MILWAUKEE AREA TECHNICAL COLLEGE DISTRICT  
Budget Summary of Expenditures  
Budget to Budget Comparison**

<u>Expense Budget</u>	<u>2025-26</u>	<u>2026-27</u>	<u>Dollar Change</u>	<u>Percent Change</u>
Salaries	\$ 122,301,272	\$ 125,142,575	\$ 2,841,303	2.3%
Fringe Benefits	\$ 42,263,719	\$ 45,710,850	\$ 3,447,131	8.2%
Non-Salary, Non-Benefit Discretionary Expenses	\$ 22,775,952	\$ 24,222,375	\$ 1,446,426	6.4%
<b>Total Expenditures</b>	<b>\$ 187,340,943</b>	<b>\$ 195,075,800</b>	<b>\$ 7,734,857</b>	<b>4.1%</b>



**MILWAUKEE AREA TECHNICAL COLLEGE**  
**General Fund**  
**2026-27 Budgetary Statement of**  
**Resources, Uses, and Changes in Fund Balance**

	2024-25 ACTUAL	2025-26 BUDGET	2025-26 ESTIMATED	2026-27 BUDGET
<b>REVENUES:</b>				
Local Government - property tax	\$ 51,624,716	\$ 51,234,852	\$ 51,303,320	\$ 52,234,852
Intergovernmental Revenues:				
State	19,885,813	20,786,825	20,919,222	20,908,595
State - Act 145 Funding	66,814,523	66,814,523	66,814,522	66,814,523
Federal	96,664	110,000	110,000	110,000
Institutional Revenues:				
Statutory Program Fees	37,381,962	38,848,800	39,926,628	41,388,200
Material Fees	1,555,708	1,620,000	1,590,995	1,644,800
Other Student Fees	1,842,070	1,846,100	2,037,058	2,058,470
Other Institutional	7,210,635	6,079,843	6,674,912	7,264,560
Total Revenues	<u>\$ 186,412,091</u>	<u>\$ 187,340,943</u>	<u>\$ 189,376,657</u>	<u>\$ 192,424,000</u>
<b>EXPENDITURES:</b>				
Instruction	\$ 114,778,146	\$ 117,191,100	\$ 115,873,253	\$ 121,187,409
Instructional Resources	5,265,492	5,759,727	5,315,730	5,931,405
Student Services	21,975,256	22,985,244	22,184,924	23,174,035
General Institutional	28,673,578	25,809,924	28,947,155	27,854,043
Physical Plant	19,658,131	22,152,937	19,845,691	22,428,908
Planned Cost Savings		(6,557,989)		(5,500,000)
Total Expenditures	<u>\$ 190,350,603</u>	<u>\$ 187,340,943</u>	<u>\$ 192,166,752</u>	<u>\$ 195,075,800</u>
Revenue over (under) expenditures	\$ (3,938,512)	\$ -	\$ (2,790,095)	\$ (2,651,800)
<b>OTHER FINANCING SOURCES (USES):</b>				
Transfers in (out)	-	-	-	-
Total Resources (Uses)	<u>\$ (3,938,512)</u>	<u>\$ -</u>	<u>\$ (2,790,095)</u>	<u>\$ (2,651,800)</u>
<b>TRANSFERS TO (FROM) FUND BALANCE</b>				
Designated for Operations	\$ (3,938,512)	\$ -	\$ (2,790,095)	\$ (2,651,800)
Total Transfers to (From) Fund Balance	\$ (3,938,512)	\$ -	\$ (2,790,095)	\$ (2,651,800)
Beginning Total Fund Balance	<u>\$ 43,045,392</u>	<u>\$ 39,106,880</u>	<u>\$ 39,106,880</u>	<u>\$ 36,316,785</u>
Ending Total Fund Balance	<u>\$ 39,106,880</u>	<u>\$ 39,106,880</u>	<u>\$ 36,316,785</u>	<u>\$ 33,664,985</u>
Reserve % of Revenue	20.98%	20.87%	19.18%	17.50%

The General Fund is used to account for all financial activities except those required to be accounted for in another fund.

**DRAFT**

**THIS PAGE INTENTIONALLY LEFT BLANK.**

### **SPECIAL REVENUE FUND**

The Special Revenue Fund is used to account for the proceeds of specific revenue sources (other than debt service or major capital projects) that are restricted to expenditures for designated purposes because of the legal or regulatory provisions. MATC has two special revenue funds:

**Operating fund** – The operating fund is used to account for the proceeds from specific revenue sources other than non-aidable funds that are legally restricted as to expenditures for specific purposes.

**Non-aidable fund** – The non-aidable fund is used to account for assets held by the District in a trustee capacity, primarily for student aids and other student activities.

## **Special Revenue Fund—Operational (Federal and State-Funded Projects)**

### **Fund Description**

The Special Revenue Fund is used to account for the proceeds and related financial activities of specific revenue sources that are legally restricted to expenditures for specified purposes. All project expenses with the exception of equipment purchases are accounted for in the Special Revenue Fund. Grant-funded equipment purchases are accounted for in the Capital Projects Fund.

### **Special Revenue Fund – Operational Activities**

The anchors of federal funding received from the Wisconsin Technical College System (WTCS) are the Adult Education and Family Literacy Act (AEFLA) and Carl D. Perkins IV Vocational and Technical Education Act (Perkins IV).

AEFLA's focus is to address the basic skills deficiencies in Wisconsin, which are significant and constrain labor market development. MATC uses AEFLA funds to provide adults with the language arts, reading, math, and/or English language acquisition skills needed for students to retain, make grade level increase, and to obtain employment or upgrade their employment skills.

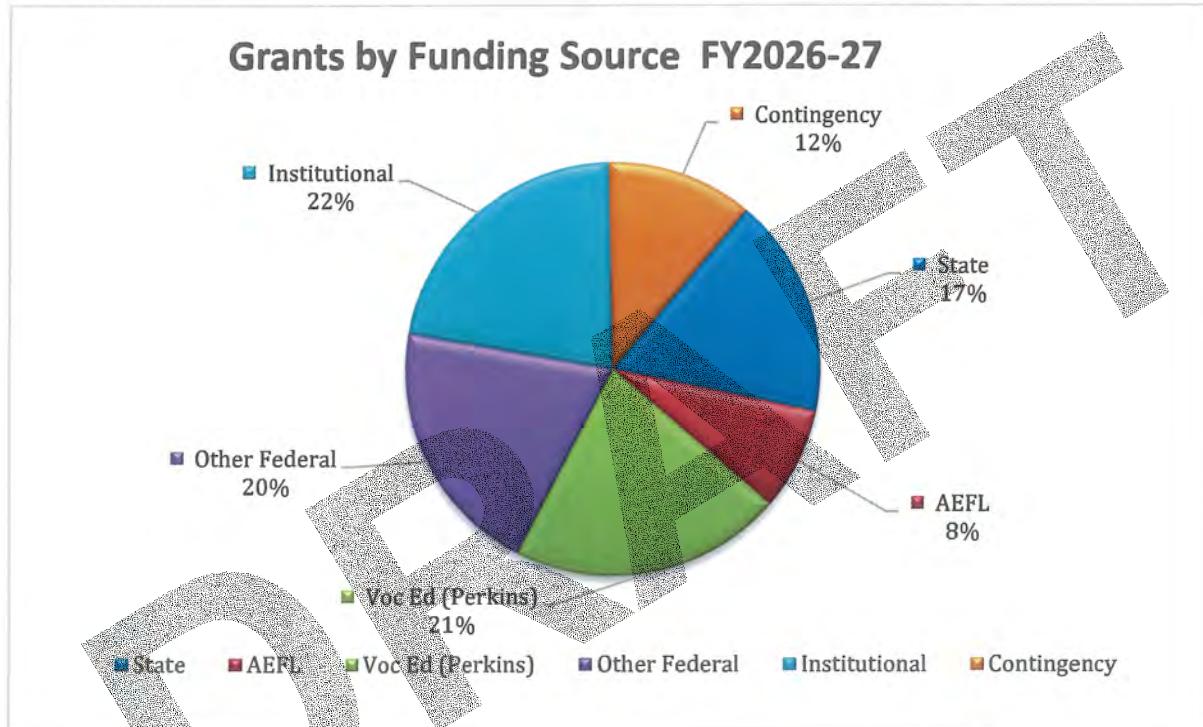
The purpose of Perkins IV is to develop more fully the academic, career, and technical skills of secondary and postsecondary students who elect to enroll in career and technical education programs. The college's Perkins IV grants focus on student success, academic program improvement, non-traditional occupations, and career preparation activities in partnership with local high schools.

The college also receives General Purpose Revenue grants from the WTCS under a variety of funding categories including Professional Growth, Core Industry, Career Pathways, Completion, Developing Markets, IET Development and Expansion, Student Emergency Assistance, State Leadership, and Workforce Advancement Training.

The U.S. Department of Education funds the CCAMPIS (Child Care Access Means Parents In School) project, which is intended to provide extended child care to allow study time for student parents and provide quality, affordable, and accessible child care services to help ensure they remain in school, complete courses, and successfully complete their programs.

The following graph shows the major components of the Special Revenue Fund. Federal Grants (AEFLA, Voc Ed and other miscellaneous federal) make up over 50% of the Special Revenue Fund while State Grants make up only about 17%.

Grants by Source	Percent of Total	Revenue
State	17%	2,249,098
AEFLA	8%	1,051,488
Voc Ed (Perkins)	21%	2,770,220
Other Federal	20%	2,650,505
Institutional	22%	2,853,268
Contingency	12%	1,500,000
<b>Total</b>	<b>100%</b>	<b>13,074,579</b>



**Analysis**

There are no significant changes in the Special Revenue Fund in FY 2026-27. MATC has been awarded several new State Grants for FY 2027, while several smaller state grants are expected to be concluded. MATC has been awarded several new State Grants for FY 2026-27, including the Core Industry-Cyber Range and the Artificial Intelligence Innovation Grant, while several smaller State Grants including the TS10-Waiting Lists Grant and the Open Educational Resources-Culinary Arts Grant, are expected to conclude.

**MILWAUKEE AREA TECHNICAL COLLEGE  
Special Revenue Fund-Operational  
2026-27 Budgetary Statement of  
Resources, Uses, and Changes in Fund Balance**

	2024-25 ACTUAL	2025-26 BUDGET	2025-26 ESTIMATED	2026-27 BUDGET
<b>REVENUES:</b>				
Intergovernmental Revenues:				
State	\$ 1,821,840	\$ 2,749,098	\$ 2,336,586	2,749,098
Federal	4,738,439	6,972,213	6,446,092	6,972,213
Institutional Revenues:				
Material Fees	-	-	-	-
Other Student Fees	-	-	-	-
Other Institutional	1,757,650	3,353,268	3,037,224	3,353,268
Total Revenues	<u>\$ 8,317,929</u>	<u>\$ 13,074,579</u>	<u>\$ 11,819,902</u>	<u>\$ 13,074,579</u>
<b>EXPENDITURES:</b>				
Current:				
Instruction	\$ 3,568,243	\$ 6,638,052	\$ 5,923,754	6,638,052
Student Services	3,994,296	4,862,009	4,462,608	4,862,009
General Institutional	868,972	1,574,518	1,433,540	1,574,518
Physical Plant	-	0	-	-
Total Expenditures	<u>\$ 8,431,511</u>	<u>\$ 13,074,579</u>	<u>\$ 11,819,902</u>	<u>\$ 13,074,579</u>
Revenue over (under) expenditures	\$ (113,582)	\$ -	\$ -	-
Total Resources (Uses)	<u>\$ (113,582)</u>	<u>\$ -</u>	<u>\$ -</u>	<u>\$ -</u>
<b>TRANSFERS TO (FROM) FUND BALANCE</b>				
Designated for Operations	\$ (113,582)	\$ -	\$ -	-
Total Transfers to (From) Fund Balance	\$ (113,582)	\$ -	\$ -	-
Beginning Total Fund Balance	<u>\$ 727,725</u>	<u>\$ 614,143</u>	<u>\$ 614,143</u>	<u>\$ 614,143</u>
Ending Total Fund Balance	<u>\$ 614,143</u>	<u>\$ 614,143</u>	<u>\$ 614,143</u>	<u>\$ 614,143</u>

The Special Revenue Fund-Operational is used to account for the proceeds and related financial activity of specific revenue sources that are legally restricted to specific purposes other than expendable trusts or major capital projects.

## Special Revenue Fund—Non-Aidable

### Fund Description

The Special Revenue Fund—Non-Aidable is used to account for assets held by the District as an agent for individuals, private organizations, other governmental units, or other funds, and it includes scholarships, student grants, work study, and agency funds. MATC Special Revenue Fund—Non-Aidable includes the Financial Aid Fund and both Agency Funds for Student Athletics and Student Activities.

### Special Revenue Fund—Non-Aidable (Financial Aid) Activities

The FY 2026-27 revenue budget for the Office of Financial Aid is derived from multiple federally funded student aid programs, as outlined below:

- **The Federal Pell Grant** program constitutes the foundational component of most student financial aid packages. Funded by the U.S. Department of Education, Pell Grants are awarded to eligible undergraduate students with demonstrated financial need who have not yet earned a bachelor's degree, as well as to those enrolled in select post-baccalaureate programs at participating institutions.

Eligibility is determined through a standardized federal formula applied to financial data submitted via the Free Application for Federal Student Aid (FAFSA), which calculates the Expected Family Contribution (EFC). Pell Grants are awarded as direct subsidies and do not require repayment. In FY 2026-27, this program continues to support low-income students in accessing higher education, with approximately 7.4 million students nationwide receiving funding across roughly 5,400 – 6,000 eligible institutions.

- **The Federal Supplemental Educational Opportunity Grant (FSEOG)** program provides additional federal grant funding to undergraduate students with exceptional financial need. Funds are awarded at the institutional level and are distributed based on availability and student eligibility. Like Pell Grants, FSEOG awards do not require repayment except under limited circumstances defined by federal regulations.
- **The Federal Work-Study Program (FWSP)** provides wage subsidies to support part-time employment opportunities for students with financial need. FWSP funding allows institutions to offer on-campus and approved off-campus employment, enabling students to earn income while pursuing their education. Participation is limited to students who qualify for federal financial aid. The program is intended to promote community service and work experience relevant to students' academic or career goals.

**Tribal Indian Grants**

- Tribal Indian Grants are targeted financial aid awards for Native American students who meet specific financial need criteria. These grants are distributed in partnership with tribal governments and federal agencies to promote access to higher education among Native populations. Funding supports tuition, fees, and related educational expenses for qualifying students.

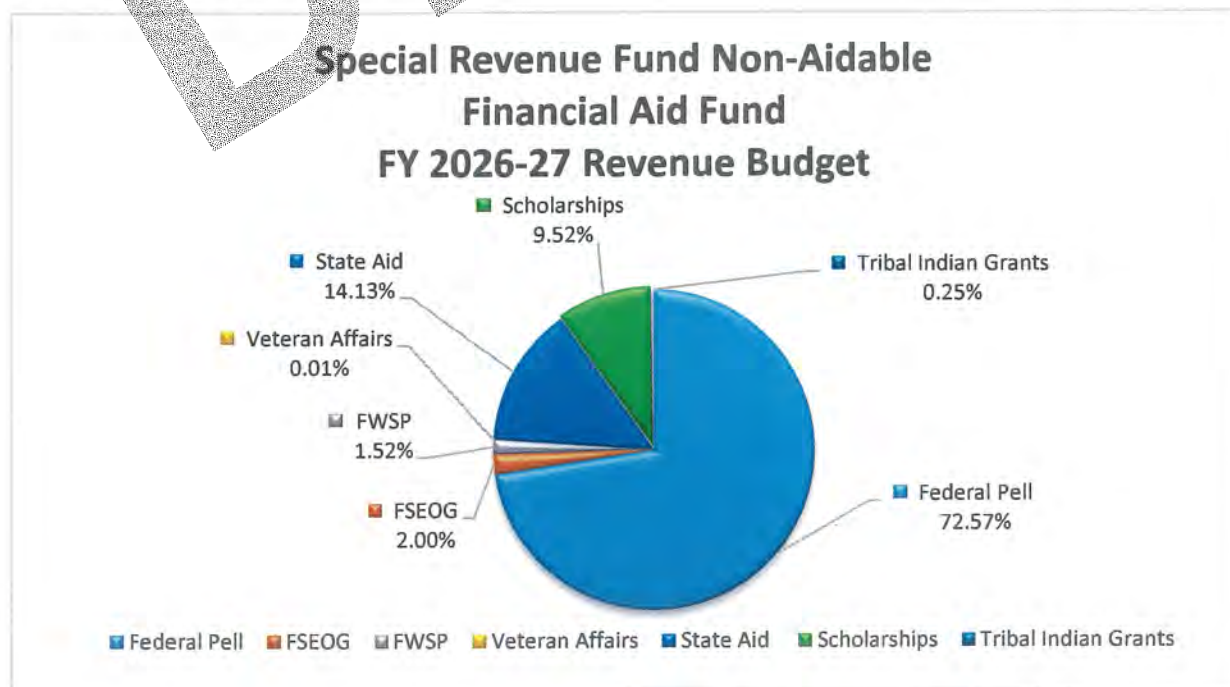
**Special Revenue Fund–Non-Aidable (Financial Aid) Analysis**

The FY 2026–27 Special Revenue Financial Aid Fund is supported by a diversified portfolio of funding sources. The distribution of revenue is as follows:

- **Federal Pell Grant Program:** 72.57%
- **State Financial Aid Programs:** 14.13%
- **Scholarships (Institutional and External):** 9.52%
- **Federal Supplemental Educational Opportunity Grant (FSEOG):** 2%
- **Federal Work-Study Program (FWSP):** 1.52%
- **Tribal Indian Grants:** 0.25%

This revenue allocation reflects the ongoing reliance on federal and state aid programs as the primary means of supporting student access and affordability, while institutional scholarships and targeted grant programs continue to supplement the core funding base.

Here is the pie chart illustrating the distribution of revenue sources for the FY 2026–27 Special Revenue Financial Aid Fund.



### Special Revenue Fund–Non-Aidable (Student Activities) Analysis

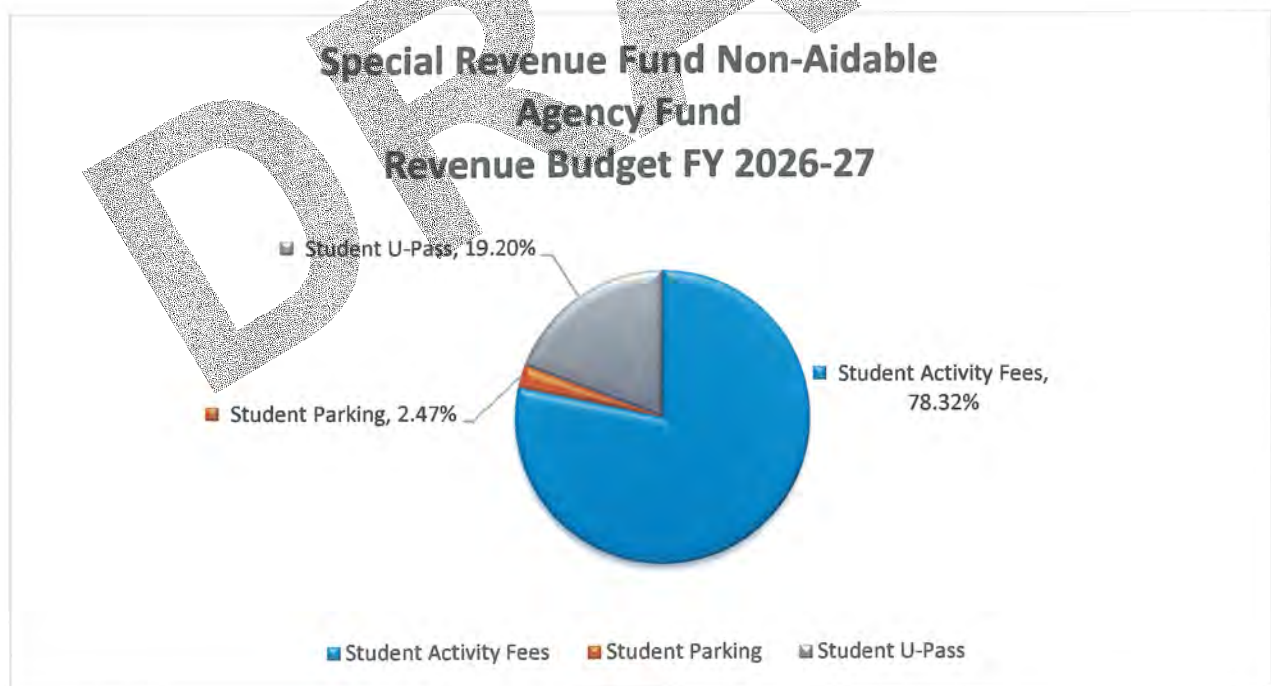
The FY 2026–27 Special Revenue Agency Fund is primarily supported through student-generated revenue. The budgeted revenue distribution is as follows:

- **Student Activity Fees: 78.32%**
- **Student U-Pass Program Fees: 19.20%**
- **Student Parking Fees: 2.47%**

Student Activity Fees represent the primary funding source within the Agency Fund and are allocated to support a wide array of student activities, including student government, campus programming, student organizations, and leadership development initiatives.

The Student U-Pass Program provides eligible students with unlimited access to local public transit. Revenues generated from this fee directly support the institution’s participation in the regional transit program, helping to reduce transportation barriers and promote sustainability.

This revenue structure reflects a continued commitment to student-driven support of campus services that enhance the overall educational experience and contribute to student success.



**MILWAUKEE AREA TECHNICAL COLLEGE  
Special Revenue Fund-Non-Aidable  
2026-27 Budgetary Statement of  
Resources, Uses, and Changes in Fund Balance**

	2024-25 ACTUAL	2025-26 BUDGET	2025-26 ESTIMATED	2026-27 BUDGET
<b>REVENUES:</b>				
Intergovernmental Revenues:				
State	\$ 6,517,580	\$ 7,376,200	\$ 7,376,200	\$ 6,229,900
Federal	32,177,504	29,393,686	29,393,686	33,557,953
Institutional Revenues:				
Other Student Fees	4,782,696	5,412,100	5,587,142	6,347,600
Other Institutional	3,506,446	5,440,000	5,440,000	4,310,000
Total Revenues	<u>\$ 46,984,226</u>	<u>\$ 47,621,986</u>	<u>\$ 47,797,028</u>	<u>\$ 50,445,453</u>
<b>EXPENDITURES:</b>				
Instruction	\$ -	\$ -	\$ -	-
Instructional Resources	-	-	-	-
Current:				
Student Services	\$ 46,479,131	\$ 47,761,686	\$ 47,554,493	\$ 50,103,653
Physical Plant	-	-	-	-
Total Expenditures	<u>\$ 46,479,131</u>	<u>\$ 47,761,686</u>	<u>\$ 47,554,493</u>	<u>\$ 50,103,653</u>
Total Resources (Uses)	<u>\$ 505,095</u>	<u>\$ (139,700)</u>	<u>\$ 242,535</u>	<u>\$ 341,800</u>
<b>TRANSFERS TO (FROM) FUND BALANCE</b>				
Designated for Operations	<u>\$ 505,095</u>	<u>\$ (139,700)</u>	<u>\$ 242,535</u>	<u>\$ 341,800</u>
Total Transfers to (From) Fund Balance	\$ 505,095	\$ (139,700)	\$ 242,535	\$ 341,800
Beginning Total Fund Balance	<u>\$ 883,079</u>	<u>\$ 1,388,174</u>	<u>\$ 1,388,174</u>	<u>\$ 1,630,709</u>
Ending Total Fund Balance	<u>\$ 1,388,174</u>	<u>\$ 1,248,474</u>	<u>\$ 1,630,709</u>	<u>\$ 1,972,509</u>

**DRAFT**

**THIS PAGE INTENTIONALLY LEFT BLANK.**

DRAFT

**CAPITAL PROJECTS FUND**

The Capital Projects Fund is used to account for financial sources used for the acquisition or construction of major capital assets and remodeling (other than those financed by enterprise funds).

## **Capital Projects Fund**

### **Fund Description**

The Capital Project Fund is used to account for financial resources and related financial activity for the acquisition of sites and for the acquisition, construction, equipping, and renovation of buildings.

MATC issues \$44,000,000 of general obligation promissory notes annually to offset yearly capital costs. MATC plans on issuing \$44,000,000 of general obligation promissory notes again in FY 2026-27, which includes \$1,700,000 for Milwaukee Public Television activities.

The Wisconsin Technical College System sets the capitalization threshold at \$5,000 for equipment/software and \$15,000 for remodeling for FY 2026-27.

MATC operates four large, comprehensive campuses, which must be maintained. The Downtown Milwaukee Campus contains a number of aging buildings that need significant infrastructure improvements. At all campuses, there is a continual need for minor projects. At all MATC buildings, a continuous emphasis to improve accessibility for people with disabilities will be a high priority throughout the year. Other projects are to include:

- OCC - Aviation Outbuilding and Classroom
- WSQ - Electrical Classroom/Lab Expansion
- OCC - Welding Expansion B135 & B137
- DMC - Milwaukee PBS Office Space C436-C442 Renovation
- DMC - S Building Second Floor Corridor Improvements

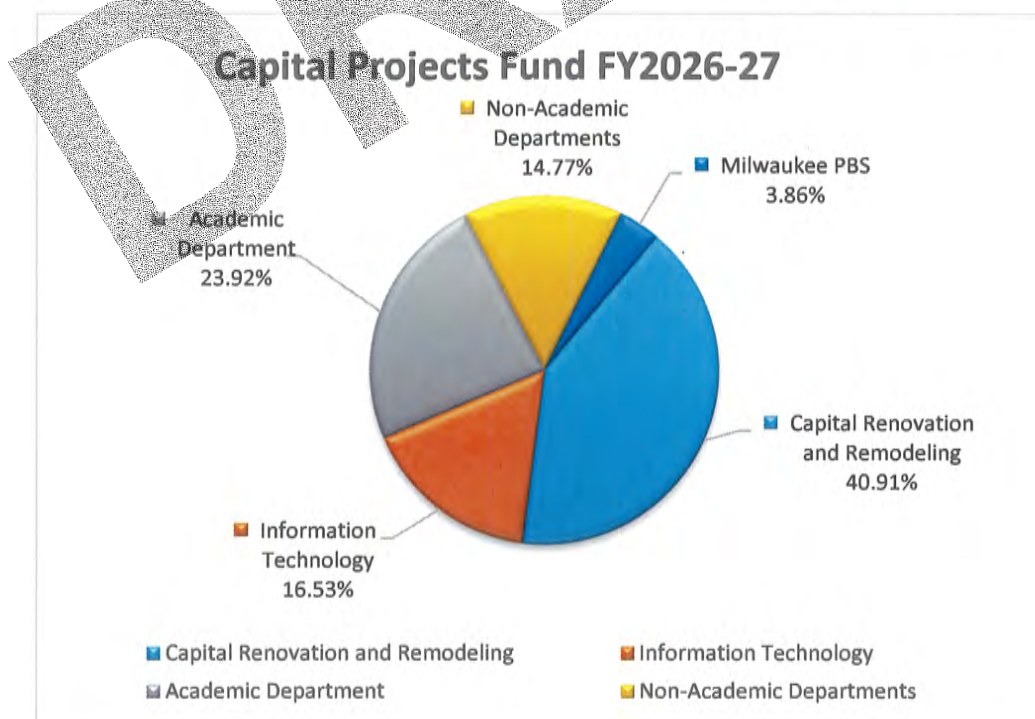
MATC must also maintain its operational and academic equipment as well as capitalized programs for public television. As one of the largest technical colleges in the United States, MATC has thousands of computer workstations and hundreds of servers. The orderly replacement of this equipment and maintenance of the hundreds of titles of software require an annual investment of \$5,344,409. An ERP Modernization project will also require \$3,307,473. Public Television will spend \$1,000,000 for programs, which will broadcast over the next two to five years. Collegewide replacement of worn desks, chairs, etc., will require an investment of \$2,163,085. Finally, new equipment necessary to train students and provide them with the skills needed by potential employers will require an estimated investment of \$11,024,083.

During FY 2026-27, MATC will borrow \$26,000,000 to finance equipment purchases. Approximately \$6,400,000 of capital equipment purchases budgeted in prior years has been deferred to subsequent years.

**MATC FY2027 Capital Equipment by Area and Renovation Budgets:**

	Fiscal Year 2026-27 Requested	% of Total Requested
Academics	\$10,526,034	23.92%
College Advancement	\$451,172	1.03%
Enrollment	\$202,000	0.46%
Facilities Planning, Sustainability & Construction	\$3,953,500	8.99%
Facilities Management	\$636,831	1.45%
Finance	\$428,197	0.97%
IT & Support Services	\$7,274,033	16.53%
Institutional Effectiveness	\$75,000	0.17%
Public Safety	\$360,049	0.82%
Human Resources	\$353,596	0.80%
Retention/Completion	\$39,588	0.09%
Milwaukee PBS	\$1,700,000	3.86%
Renovation and Remodeling	\$18,000,000	40.91%
<b>Totals</b>	<b>\$44,000,000</b>	<b>100%</b>

The graph below shows the breakdown of major equipment and capital projects by category.



Detailed List of Capital Equipment Requests

Amount Requested	ACADEMICS
	<i>BUSINESS &amp; MANAGEMENT PATHWAY</i>
\$15,000	CertiPort annual subscription (Year 1 of 2)
	<i>COMMUNITY &amp; HUMAN SERVICES PATHWAY</i>
\$137,438	Salon Quads
\$105,000	FF Turnout Gear Ensembles
\$65,000	SQUAD CAR, with equipment, lights and graphics
\$52,849	Catera All Purpose Salon Styling Chair
\$40,000	Aurora the Ventilation Training Simulator
\$39,000	Vehicle Extrication and Stabilization Equipment
\$37,671	Barrel Barber Chair
\$28,350	Dermaglow 3 device
\$22,368	Pibbs Dryers
\$21,000	Personal protective body armor
\$18,000	Training Mats
\$18,000	Flashover Simulator Refurbishment
\$14,700	Aesthetics Curtains
\$14,660	Assorted hand and power tools for Fire classes
\$13,560	Carrera Shampoo System
\$9,498	Defensive Tactics Impact Reduction Protective Suits
\$8,280	Versa Hydraulic Facial Spa Bed/Chair/Table
\$7,117	Radar units
\$6,930	Alicante Tabletops
\$6,732	Manicure Chairs
\$5,278	Nail Table lamps
\$5,264	Dryers
\$5,250	Simunition Glock Training Pistols
\$5,000	Ar15 spring/gas ring rebuild kits, CMMG conversion kits
\$4,975	Ergonomic Chairs
\$4,712	Gel & Lacquer Duos
\$3,536	INTERNATIONAL: The Creative Curriculum® for Preschool
\$2,822	Early Childhood Development bundles
\$2,648	The Creative Curriculum® for Infants, Toddlers and Twos
\$2,502	Cumberland shampoo bowl
	<i>CREATIVE ARTS, DESIGN, &amp; MEDIA PATHWAY</i>
\$38,370	DJI Ronin II with Easyrig Minimax STABIL Light Gimbal
\$30,000	Hobart Dishwasher

\$30,000	Hobart Dishwasher
\$30,000	Hobart Dishwasher
\$22,000	Entry level cameras with lenses/accessories
\$16,000	Worktop Refrigerator
\$12,885	PTZ Extreme Camera Controller
\$11,742	Canon EOS C80 Camera Body
\$8,900	Canon rf 24-70 f2.8/Wooden Camera System for C80
\$7,200	Tables
\$6,000	Manitowoc SY0504A Ice Machine
\$5,700	Vinten VB-AP2M
\$2,000	Frigidaire Cooler
\$2,000	Frigidaire Cooler
\$2,000	Frigidaire Freezer
	<b>COMMUNITY EDUCATION PATHWAY</b>
\$14,500	GED Study Program- 2 Year License- Spanish Version
\$7,500	ALEKS/ McGraw Hill- Learning Licenses
\$3,800	Anatomy models
\$949	Typing Club- Student Licenses for 3- Years
\$900	GED Computer Essentials- 2 Year License
	<b>GENERAL EDUCATION PATHWAY</b>
\$85,604	eGym fitness equipment
\$6,570	CPR Mannequins
\$1,080	RFID wristbands
\$514	Scale for e Gym Hub
\$194	eGym fitness hub mat
	<b>HEALTHCARE PATHWAY</b>
\$372,063	Medication dispensing carts
\$190,300	Dental Sterilization Cabinetry
\$120,000	cardiac simulator
\$100,000	Ultrasound system upgrades
\$73,500	Multi year EMS LMS agreement
\$60,000	Instrument washer/dryer
\$58,000	Sonosite PX with L 12-3 & L 19-5 Transducers
\$38,400	Air Polishers
\$35,475	Radial Arterial Access Model
\$27,100	TVP Simulator
\$25,000	Draeger Perseus A500 Anesthesia Machine
\$25,000	GE Aisys CS2 Anesthesia Machine
\$17,800	New and additional classroom chairs

\$16,400	Gaumard Intravenous Training Arm and Nasco IV skin and vien replacement
\$15,000	Portable Ultrasonic Scalers
\$13,650	Femoral Arterial/Venous Access Model
\$13,500	Ascend AI
\$13,050	Mixed Dentition Models
\$13,000	X-raay Scanner
\$12,210	New and additional classroom tables
\$12,000	Portable Nitrous Oxide Units
\$11,874	Phlebotomy training arms & Repair kits
\$10,000	Radiographic Phosphor Plates
\$9,200	Neurovascular skull models
\$8,000	laser
\$8,000	McGrath Video Laryngoscope
\$7,800	Cranial nerves and venous cavernous sinus instructor model
\$7,600	RDH Hygiene Handpieces
\$6,100	Nomad Handhelld X-ray System
\$5,200	Durastill 8 Gal/Day Automatic water Distiller <a href="https://www.waterdistillersdirect.com/brands/Durastill.html">https://www.waterdistillersdirect.com/brands/Durastill.html</a>
\$4,724	Reagent Storage Refrigerator
\$4,184	Electrophoresis Chambers
\$3,400	Bench Mount
\$3,104	Simulation Manikiin
\$2,720	Typodont- No Face
\$2,400	Intraoral Cameras
\$2,000	Malocclusion models
\$2,000	Manikins + Darwin Plates
\$1,400	Phlebotomy Draw Chair with Storage unit
\$1,400	Nitrous Oxide Scavenger Mask Kits Adult and Pedo
\$1,005	regular typodonts
\$840	Glucometers
\$840	primary typodonts
	<b>LEARN</b>
\$161,038	Library Online Databases (2-year contract)
\$120,010	Ad Astra Contract, Year 3
\$84,117	Academics-Assessment proctoring tool-3 year contract
\$52,200	ADA Compliant Study Pods
\$31,000	Service & Security Enhancements
\$10,000	WIDs Contract year 2 of 3 year
	<b>MANUFACTURING, CONSTRUCTION, &amp; TRANSPORTATION PATHWAY</b>
\$250,000	Fiber laser

\$175,000	2027 Manual Transmission Day Cab Tractor
\$160,000	Welders
\$150,000	Alignment Racks
\$101,000	Tire mounters and balancers for both the Chrysler CAP and Ford ASSET shops
\$100,000	New Furniture for Classroom areas in B157/B158/B159 and for Office Spaces in B158 and B159
\$85,000	Accut Shear 62508
\$80,000	Crane in new weld shop and loading dock
\$60,000	Felder FW 1102 classic wide belt sander
\$60,000	Climbing poles
\$56,000	2027 53 ft Van Trailer w/wrap
\$50,000	Aircraft Hydraulic Landing Gear System Trainer
\$40,637	Mechanical Drives 3 Learning System +, bearing heater, Work Benches, bearing press
\$40,000	Aircraft Fire Detection and Extinguishing system trainer
\$36,000	Felder FW 950 Classic smartouch
\$35,000	New trucks
\$30,000	Vidmar and storage cabinets
\$28,000	Pole trailer
\$25,000	Shop compressor and associated lines and fittings, installed.
\$25,000	Power supplies, contactors, and overloads for motor control trainers.
\$23,000	Laptop Carts
\$20,000	weld demo table with fixturing
\$20,000	Fixturing for weld tables and robot cells
\$14,999	Form 4B 3D Printer/Equipment
\$14,999	Tool crib
\$13,000	AccuFIT9000 Respirator Fit Tester
\$12,000	Student Fender Training Package
\$9,967	Pipe Threading Machine
\$9,000	Minor Equipment items for project use in lab
\$8,800	New Jacks and Jack stands
\$8,000	Oscillating Edge Sander FS 700k
\$5,000	Laguna spindle sander ss/24T
\$3,400	Festool CT MIDI Hepa 4gal dust extractor
\$3,200	Global Industrial Powered Scissor Lift Table/Workbench
\$3,000	Edge sander
\$1,700	Kreg Precision Router table with Precision router lift and accessories
\$1,500	Laguna DB12/6 Combo disc/belt sander
\$400	Festool filter bags
	<b>STEM PATHWAY</b>

\$110,000	Autoclave and RO
\$72,200	Computers
\$28,377	MultiSIM Software Renewal (3 years)
\$25,000	BioPac Transducers and accessories
\$15,000	Minor Laboratory Equipment/ Labware
\$14,950	anatomical models
\$14,950	anatomical models
\$14,950	anatomical models
\$14,950	anatomical models
\$14,600	Balances, Hotplates/Magnetic stirrers, UV goggle cabinet, and Small lab equipment and labware
\$14,000	Digital Multi Meters
\$14,000	pH meters
\$12,600	Geiger counters
\$10,800	anatomical models
\$10,000	Finnpipettes
\$8,880	Brushed DC Motor
\$4,000	FlexPak Leak Detector
\$1,750	Thin Layer Chromatography Equipment
\$1,500	Minor Laboratory Equipment, Labware, Glassware
\$1,000	Replacement Personal Protective Equipment
\$200	Chemical processing sampling valve/equipment
	<b>ACADEMIC INFORMATION TECHNOLOGY &amp; AUDIOVISUAL EQUIPMENT</b>
\$562,500	Faculty/Staff/Classrooms PC & Laptop Replacement cycle
\$442,000	Anthology Blackboard LMS Hosted Solution -Year 1
\$400,000	Security Improvements
\$367,500	Ellucian ESSA Licensing (Year 3 of 5)
\$355,967	Capital Salaries
\$350,000	ERP Modernization - Licensing (Year 1)
\$350,000	Network Infrastructure - Cabling
\$250,000	Network OS & Application Software
\$233,782	Annual upgrades to the AV technology in our classrooms
\$217,500	Ivanti Management (software and Licenses)
\$203,000	Ellucian Cloud Hosting Services
\$199,271	Capital Salaries
\$180,000	Classroom & IDF Switches
\$135,000	Cisco Unified Communications (software & licenses)
\$134,464	Annual upgrades to the AV technology in our classrooms
\$112,240	Capital Salaries
\$80,000	WTCS Adobe ELA Software contract

\$79,320	EAB Navigate - Year 2
\$75,000	SAN Expansion / Replacement / DR Storage
\$75,000	Contracted Services
\$75,000	Data Center Equipment
\$62,500	Enterprise Software
\$62,500	WTCS Microsoft Software contract
\$55,000	Misc Computer Hardware
\$50,000	Network Remote Access
\$50,000	Converting a classroom into a Connected Classroom with added technology
\$44,000	Ellucian Cloud Software Subscription
\$40,000	Replacing Instructor Desk with ADA compliant
\$36,000	Anthology Blackboard AI Suite - Year 1
\$35,146	Annual upgrades to the AV technology in our classrooms
\$35,146	Annual upgrades to the AV technology in our classrooms
\$32,500	CE/Workforce Dev/Non-Credit Platform - Year 1
\$26,250	Budgeting spare parts for failures, projectors, switches, speakers, microphones,
\$21,144	Capital Salaries
\$18,593	Annual upgrades to the AV technology in our classrooms
\$12,000	Budgeting funds for / if a request comes in for upgrading a conference room(s)
\$11,250	Desktop new software applications
\$11,000	Power for new classroom technology (Cameras, TVs, projectors)
<b>\$10,526,034</b>	<b>Total Academics</b>
Amount Requested	<b>COLLEGE ADVANCEMENT</b>
\$200,000	Continued replacement of monumental/building-mounted signage with new logo
\$138,322	Hannon Hill/Cascade CMS Cloud multi-year subscription covering two primary services: the Cascade Cloud Subscription (for 25 concurrent users) and the Clive Subscription Team Plan.
\$56,050	RealEyes Displays software
\$25,000	Replacement of street banners with new logo across campuses.
\$19,800	Storyblocks - 2 years
\$12,000	MARQ templating tool, 20 additional licenses.
<b>\$451,172</b>	<b>Total College Advancement</b>
Amount Requested	<b>ENROLLMENT</b>
\$80,000	10 adjustable desks
\$35,000	Mongoose/Signal Vine (Texting platform to be integrated with CRM)
\$34,000	Laptop cart with 20 computers
\$23,000	adjustable desks for 6 cubicles
\$18,000	Big Interview
\$9,000	15 iPads for Student Recruiters and SAs at Welcome Tables

\$3,000	5 iPads for Enrollment Services administrative staff
<b>\$202,000</b>	<b>Total Enrollment</b>
Amount Requested	<b>FACILITIES PLANNING, SUSTAINABILITY &amp; CONSTRUCTION</b>
\$1,750,000	Furniture tied to major construction projects
\$750,000	Minor furniture and FF&E
\$500,000	Life safety emergency equipment & access control, emergency phones + mass notification
\$250,000	A/V installs tied to construction projects
\$150,000	Controls conversions pneumatic to DDC (Metasys)
\$100,000	Signage improvements
\$80,000	Building automation controls tied to construction projects
\$80,000	Building automation system GUI upgrades (Metasys)
\$75,000	Window treatments tied to construction projects
\$60,000	Projectmates 2 year agreement
\$50,000	Security cameras tied to construction projects
\$50,000	Community artwork installations
\$30,000	Asset Essentials work order software 2 yr renewal
\$25,000	Akitabox Floorplan/ asset management software year 2 of 2
\$3,000	AutoCad software 2 year agreement
\$500	Bluebeam Software 2 year agreement
<b>\$3,953,500</b>	<b>Total Construction Services</b>
Amount Requested	<b>FACILITIES MANAGEMENT</b>
\$263,871	(10) Chiller Water Coils, (2) Mixing Valves and Re Piping Headers
\$120,000	2 Robots Auto Scrubbers
\$60,000	2025 Transit Van
\$50,960	Coloreel Machine & Embroidery Machines
\$35,000	Sweeper
\$33,000	Forestry Mulching head for Skid Steer
\$30,000	Auto Scrubber
\$15,000	Propane Stripper
\$15,000	Zero -Turn Lawn Mower
\$9,000	Honda Self-Propelled Snow Blow (HSS928A)
\$5,000	More Grey light weight folding tables
<b>\$636,831</b>	<b>Total Facilities</b>
Amount Requested	<b>FINANCE</b>
\$296,634	Contingency fill
\$48,000	VisualLease software contract

\$19,297	Air curtain refrigerators
\$18,706	Toshiba TC x 810 Register
\$7,052	Tabletop Electric Griddle
\$6,804	Coffee Shuttles (Fetco)
\$6,779	Heated Pizza Press
\$6,355	Elo POS Z30 Register
\$5,543	Mobile POS
\$3,726	Catering Carts (Boelter)
\$3,414	Metro Racks For catering cooler/freezer
\$3,040	Water softener for catering room dishwasher Hobart Model WS40
\$1,500	Rolling Beverage Coolers for Catering (Boelter)
\$1,200	Kitchenaid table top stand mixer
\$147	Upgrade Toshiba TCx 800 Register
<b>\$428,197</b>	<b>Total Finance</b>
<b>Amount Requested</b>	<b>IT AND SUPPORT SERVICES</b>
\$2,000,000	ERP Modernization - Implementation Partner / Consulting (Vendor Partner - Year 1)
\$607,473	ERP Modernization - Implementation Support / Consulting (MATC Partner - Year 1)
\$533,950	Capital Salaries
\$400,000	Security Improvements
\$367,500	Ellucian ESSA Licensing (Year 3 of 5)
\$350,000	ERP Modernization - Licensing (Year 1)
\$350,000	Network Infrastructure - Cabling
\$317,280	EAB Navigate - Year 2
\$250,000	Network OS & Application Software
\$203,000	Ellucian Cloud Hosting Services
\$187,500	Faculty/Staff/Classrooms PC & Laptop Replacement cycle
\$168,359	Capital Salaries
\$136,000	Ellucian CRM Recruit
\$120,000	Classroom & IDF Switches
\$120,000	Public Safety Security Camera Upgrades / Replacements
\$119,000	SoftDocs - Year 2
\$115,000	Data Warehouse
\$90,000	Cisco Unified Communications (software & licenses)
\$75,000	SAN Expansion / Replacement / DR Storage
\$75,000	Contracted Services
\$75,000	Data Center Equipment
\$72,500	Ivanti Management (software and Licenses)
\$66,423	Capital Salaries
\$62,500	Enterprise Software

\$62,500	WTCS Microsoft Software contract
\$62,000	Scoure ID Verification Services - Year 2
\$55,000	Misc Computer Hardware
\$50,000	Network Remote Access
\$50,000	Convert M605 to Virtual
\$44,000	Ellucian Cloud Software Subscription
\$32,500	CE/Workforce Dev/Non-Credit Platform - Year 1
\$20,000	WTCS Adobe ELA Software contract
\$13,000	Ellucian CRM Recruit Test Environment
\$8,750	Budgeting spare parts for failures, projectors, switches, speakers, microphones,
\$7,048	Capital Salaries
\$4,000	Budgeting funds for / if a request comes in for upgrading a conference room(s)
\$3,750	Desktop new software applications
<b>\$7,274,033</b>	<b>Total IT &amp; Support Services</b>
Amount Requested	<b>PUBLIC SAFETY</b>
\$55,000	Contract Management System Software
\$54,000	Panic Alarms
\$50,000	Tasers and Body Worn Cameras equipment and 5-year Service Contract
\$46,000	Metal Detectors for Cooley
\$35,000	Portable radios and equip.
\$32,000	Key Watcher Touch - Key mgt. system panels, add-on cabinets, smartkeys
\$21,200	Incident Reporting Software - Omnigo Software
\$13,000	Public Safety Equipment: Flashlights(40), handcuffs (15) and cases (15), collar brass (30), baton holders (20), rechargeable lanterns (9)
\$12,000	Mequon Cylinders, install & key blanks
\$11,050	Public Safety Body Armor 13 replacement and 4 vacation positions
\$10,000	Key Department - Keys, blanks, tools & supplies
\$7,499	Cert Kit for emergency response - helmet, backpack, flashlight, gloves, goggles, rain cover , cables, etc
\$7,000	Emergency Evacuation Chairs
\$6,300	Computerized code cutting machine for keys
<b>\$360,049</b>	<b>Total Public Safety</b>
Amount Requested	<b>HUMAN RESOURCES</b>
\$68,059	NEO GOV Attract - Two-year operational costs, plus implementation costs (one year only)
\$64,273	NEO GOV Insight - Two Year Costs
\$60,072	SumTotal (LMS) Software - Two Year Costs
\$58,012	NEO GOV Onboard - Two-year operational costs, plus implementation costs (one year only)
\$40,000	Bilingual Assessment Software

\$27,000	Franklin Covey Software
\$12,200	Skillsoft (LMS) - already
\$11,000	Virtual interviewing software for job candidates
\$9,680	Maxient - multiyear contract; 1 year of cost
\$3,300	Gallup - software for employee assessments
<b>\$353,596</b>	<b>Total Human Resources</b>
Amount Requested	<b>RETENTION &amp; COMPLETION</b>
\$11,250	Hobart LXnH High temperature sanitizing dishwasher with heat booster.
\$7,500	Hobart CUH-1 High temperature sanitizing dishwasher with heat booster.
\$7,500	Hobart CUH -1 High temperature sanitizing dishwasher with heat booster.
\$7,500	Hobart CUH -1 High temperature sanitizing dishwasher with heat booster.
\$5,838	Multimedia carts for student outreach
<b>\$39,588</b>	<b>Total Student Retention and Completion</b>
Amount Requested	<b>MILWAUKEE PBS</b>
\$1,000,000	TV Program Services
\$300,000	Local TV Production Capital Labor and Expenses
\$200,000	Website Refresh
\$80,000	Production Truck Router
\$60,000	Avid Annual Renewal (Year 3 of 3 year contract)
\$20,000	FCC Compliance Equipment
\$20,000	LAN Computers
\$20,000	Television Terminal Equipment
<b>\$1,700,000</b>	<b>Total Milwaukee PBS</b>
Amount Requested	<b>Institutional Effectiveness</b>
\$75,000	Course Survey evaluation software (3 year agreement)
<b>\$75,000</b>	<b>Total Institutional Effectiveness</b>
<b>\$15,473,966</b>	<b>Total Non Academic</b>
<b>\$26,000,000</b>	<b>TOTAL EQUIPMENT REQUESTED</b>

### Planning Process

In order to build the FY 2026-27 Capital Budget, MATC continued to use the same prioritization criteria and process as the previous year. The criteria used in the prioritization matrix was carefully determined to assist in scoring and ranking requests for capital spending. The matrix is designed to facilitate an objective review that gives priority to spending on current initiatives and strategic goals, as well as target current workforce and community demands. The review process also requires cross-sectional areas in the college to score capital requests based on established criteria. The capital budget process started in October and involved several departments. The construction department conducted tours of District facilities, including outlying campuses and assessed immediate needs. A three-year plan was developed based on MATC’s strategic plans, goals, and initiatives.

## 25 Projects Selected for FY2026-2027

Based on the Prioritization Criteria

MATC FY 2024-2025 Capital Project List by Prioritization Criteria Borrowings Issued in (12) Phases of \$1,500,000		Required Service/Product	Customer Value	Strategic Alignment	Industry Impact	Existing Conditions/Current State	Risk Mitigation	Full Cost Disclosure	Efficiencies & Revenue Potential
1. DW - Building Envelope (Roofs, Windows, Doors, etc.)	\$1,000,000	x	x	x	x	x	x	x	x
2. DW - Electrical Upgrades	\$750,000	x	x	x	x	x	x	x	x
3. DW - Emergencies/Contingency	\$1,500,000	x	x	x	x	x	x	x	x
4. DW - Future Project Selection & Refinement	\$500,000	x	x	x	x	x	x	x	x
5. DW - HVAC & Plumbing Upgrades	\$750,000	x	x	x	x	x	x	x	x
6. DW - Site Improvements (Parking, Drainage, Landscaping, Fencing, etc.)	\$500,000	x	x	x	x	x	x	x	x
7. FPSC Capital Projects Salaries	\$850,000	x	x	x	x	x	x	x	x
8. DMC - Fire Protection - Main Building	\$1,500,000	x	x	x	x	x	x	x	x
9. DW - Life Safety/Public Safety Upgrades	\$500,000	x	x	x	x	x	x	x	x
10. DMC - C-Building Fourth Floor - AHU6 Replacement	\$500,000	x	x	x	x	x	x	x	x
11. DMC - Domestic Hot Water Plant Upgrade	\$500,000	x	x	x	x	x	x	x	x
12. DW - General Classrooms	\$750,000	x	x	x	x	x		x	
13. WAC - Business & Entrepreneurship Center 103 & 107	\$150,000		x	x	x	x		x	x
14. OCC - Community Education Hub & Student Testing A208	\$300,000		x	x	x	x		x	
15. OCC - Aviation Outbuilding & Classroom	\$1,500,000	x	x	x	x	x	x	x	x
16. WSQ - Electrical Classroom/Lab Expansion	\$500,000	x	x	x	x	x		x	x
17. OCC - Welding Expansion B135 & B137	\$750,000	x	x	x	x	x		x	x
18. OCC - Emergency Medical Technician Renovation A119, A121, & A135	\$250,000	x	x	x	x	x		x	
19. OCC - Protective Services Training Tower Improvements	\$500,000	x	x	x	x	x	x	x	x
20. DW - Minor Projects	\$750,000		x	x	x	x		x	
21. DW - Offices	\$750,000		x	x		x		x	

22. DW - Restroom Upgrades	\$1,000,000	x	x	x		x	x	x	
23. DMC - MPBS Office Space C436-C442 Renovation	\$500,000		x	x		x		x	
24. DMC - S-Building Second Floor Corridor Improvements	\$1,250,000		x			x		x	
25. WAC - Food Service and Cafeteria Renovation 117 & 121	\$200,000	x	x	x		x	x	x	x
<b>PROGRAM TOTAL:</b>	<b>\$18,000,000</b>								

### MATC Capital Request Prioritization Matrix

A tool to support structured decision-making and improve student success, retention, and enrollment through quantifiable means of ranking capital construction and equipment requests based on criteria that are determined to be important. February 6, 2022

PHASE ONE REVIEW				
CRITERIA	WEIGHT	SCORING VALUES	Project Score (Weight x Value)	Owner
<b>1. Required Service/ Product</b> (are any of these true?) <ul style="list-style-type: none"> <li>Mandate (district, WTCS, state or federal) – provost/ president</li> <li>Legal/ compliance</li> <li>Documented accreditation deficiency</li> <li>Prevents unplanned loss of major facility system or structure</li> <li>Impacts core/ foundational service</li> <li>Other programs/ services depend on it</li> </ul>	<b>5</b>	<b>0,3,6,9</b> 0: none are true 3: one is true 6: two are true 9: three are true		Requesting
<b>2. Value to “Customer”</b> Students, staff, faculty, WTCS, external partners <ul style="list-style-type: none"> <li>public demand</li> <li>innovative/ updated technology</li> <li>industry standards upgrade</li> <li>improved productivity</li> <li>surpasses expectations</li> <li>improves communications</li> <li>grant or external funding</li> </ul>	<b>4</b>	<b>0,3,6,9</b> 0: none are true/ not required 3: 1 – 3 are true/ nice to have 6: 4 – 5 are true/ pressing need 9: 6 – 7 are true/ essential, critical, urgent		Requesting
<b>3. Strategic Alignment</b> <ul style="list-style-type: none"> <li>Student Experience</li> <li>Organizational Excellence</li> <li>Improves Equity</li> <li>Community Impact</li> <li>Inclusion in 10Y Academic or Facilities Plans</li> </ul>	<b>4</b>	<b>0,3,6,9</b> 0: clearly aligns with none 3: clearly aligns with 1 6: clearly aligns with 2-3 9: clearly aligns with all		Requesting Dept.

<p><b>4. Industry Impact</b></p> <ul style="list-style-type: none"> <li>Industry needs: job openings, program gaps*</li> <li>Wages 350% of federal poverty line</li> <li>OBF Top 50 High Demand Field</li> </ul> <p><b>Users</b></p> <ul style="list-style-type: none"> <li>Current FTE enrollment strong*</li> <li>Program in growth mode*</li> <li>Additional room/ stations needed*                             <ul style="list-style-type: none"> <li>Ideal space utilization between 60 and 70% of available weekly hours with 65 to 80% seats occupied</li> </ul> </li> </ul>	<p><b>4</b></p>	<p><b>0,3,6,9</b></p> <p>0: none are true/ low impact, low # users                      3: 1 - 2 are true/ low impact, high # users                      6: 3 - 4 are true/ high impact, low # users                      9: 5 - 6 are true/ high impact, high # users</p>		<p>Institutional Research</p>
<p><b>PHASE TWO REVIEW</b></p>				
<p><b>CRITERIA</b></p>	<p><b>WEIGHT</b></p>	<p><b>SCORING VALUES</b></p>	<p><b>Project Score (Weight x Value)</b></p>	<p><b>Owner</b></p>
<p><b>5. Existing Conditions/ Current State</b></p> <ul style="list-style-type: none"> <li>Conditions outdated/ degraded</li> <li>Age since last remodel</li> <li>Accessibility improvements merited</li> <li>Reduces deferred maintenance</li> </ul>	<p><b>3</b></p>	<p><b>0,3,6,9</b></p> <p>0: good condition/ improvements made within 4 years                      3: functioning, could be enhanced/ 5-15 y old                      6: functioning, close to end of life/ 16-29 y old                      9: inadequate or end of life/ 30+y old</p>		<p>Construction Services</p>
<p><b>6. Risk Mitigation</b>                      Would the campus or customer be exposed to a risk or impact if the project is not completed?</p>	<p><b>3</b></p>	<p><b>0,3,6,9</b></p> <p>0: little risk if not offered                      3: some risk                      6: much risk                      9: high risk</p>		<p>Risk</p>
<p><b>7. Full Disclosure of Costs*</b>                      Includes construction, maintenance and program costs such as:</p> <ul style="list-style-type: none"> <li>installation</li> <li>ongoing instructional, administrative, personnel</li> <li>utility and maintenance costs</li> </ul>	<p><b>2</b></p>	<p><b>0,3,6,9</b></p> <p>0: lots of unknown costs                      3: some costs known                      6: many costs known                      9: all costs, direct &amp; indirect are known &amp; tabulated</p>		<p>Facilities</p>
<p><b>8. Efficiencies and Revenue Potential</b></p> <ul style="list-style-type: none"> <li>Consolidates services/ departments/ functions</li> <li>Generates revenue</li> <li>Generates cost savings</li> <li>Reduces energy use, carbon emissions/ enhances sustainability</li> </ul>	<p><b>2</b></p>	<p><b>0,3,6,9</b></p> <p>0: no revenue/ savings                      3: some/ 10Y+ payback                      6: much/ 5 - 9Y payback                      9: high/ 0 - 4Y payback</p>		<p>Sustainability/ Business Office</p>
<p><b>Total Score</b></p>				

\*Required for WTCS State Projects Approval

### Detailed Remodeling and Renovation Projects FY2026-27 (Year One)

<b>ACQUISITION / BUILDING CONSTRUCTION PROJECTS</b>	<b>\$0</b>
---	------------

No acquisition/building construction projects are anticipated for FY 2026-27 at this time.

<b>ACADEMIC/INSTRUCTIONAL PROJECTS</b>	<b>\$4,700,000</b>
--	--------------------

**DISTRICTWIDE GENERAL CLASSROOM UPGRADES** \$ 750,000.

This project will target general classroom space that has not been remodeled decades. These projects will provide new finishes, floors, ceiling system, digital controls, fire alarm devices, smoke detectors, occupancy sensors, power, and lighting.

**WAC - BUSINESS & ENTREPRENEURSHIP CENTER** \$ 150,000.

This project will provide a space for the Business & Management Pathway and the Workforce Solutions department to host seminars, continuing education events, faculty office hours, and other learning and networking activities at the West Allis Campus.

**OCC - COMMUNITY EDUCATION HUB & STUDENT TESTING** \$ 300,000.

The project will create an individual Pathway office for the Community Education Pathway at the Oak Creek Campus. This project also includes creating a new Student Testing area for the campus. Both of these functions have been in temporary space during the renovation period of the new OCC Admissions and Pathway office.

**OCC - AVIATION OUTBUILDING & CLASSROOM** \$ 1,500,000.

This project involves improving an existing aircraft hangar building to accommodate year-round utilization. Also included will be the installation of a mobile classroom facility. These two improvements will accommodate additional cohorts within the Aviation Technician programs to be conducted concurrently.

**WSQ - ELECTRICAL CLASSROOM/LAB EXPANSION** \$ 500,000.

This project is to create two additional classrooms/labs to expand the Electricity programs to help meet the market demand. The project also helps to consolidate the Electricity program with other construction trade programs at the Walker's Square Education Center aligned with the Facilities Multi-year Plan.

OCC - WELDING EXPANSION B135 & B137 \$ 750,000.

This project will consolidate the CNC labs at OCC, which will provide area for the existing Welding Lab to expand. The expansion will allow the program to double its student capacity at the OCC.

OCC - EMERGENCY MEDICAL TECHNICIAN RENOVATION \$ 250,000.

The Emergency Medical Technician programs have been operating out of the lecture hall facility at OCC for approximately three years. This project would renovate the soon-to-be-vacated Pathway office to become a permanent home for the program. This new space is adjacent to other Protective Services programs for synergy and flexibility.

OCC - PROTECTIVE SERVICES TRAINING TOWER IMPROVEMENTS \$ 500,000.

The original training tower at the Oak Creek Campus is no longer used for active burning exercises. This project will make improvements to the existing facility to increase training capabilities, safety, and longevity of the resource.

<b>HIGH VISIBILITY/Common Space/Accessibility Projects</b>	<b>\$4,450,000</b>
--	--------------------

DW - MINOR PROJECTS \$ 750,000.

This project will address a series of minor remodel projects throughout the district.

DW - OFFICES \$ 750,000.

This project will renovate office spaces in the District that are changing function and/or improving conditions for the teams they house. The projects will provide new finishes, floors, ceiling system, and HVAC improvements the include digital controls, power, and lighting.

DW - RESTROOM UPGRADES \$ 1,000,000.

These projects will improve the existing conditions of restrooms in the District. Accessibility updates will be the priority.

DMC - MPBS OFFICE SPACE C436-C442 RENOVATION \$ 500,000.

This project aims to improve the function and aesthetics of office areas within the Milwaukee PBS operation on the Downtown Milwaukee Campus. The personnel and equipment functions have evolved over time, and the redesign will create more functional and flexible environments to adapt to current and future needs.

**DMC - S BUILDING 2ND FLOOR CORRIDOR IMPROVEMENTS \$ 1,250,000.**

The Student Center on the Downtown Milwaukee Campus has undergone a nearly total renovation of the entire building through a series of projects over the past six years. The common areas on the second floor of the building are the only remaining areas within the building that are yet to be refreshed to match. This will include new flooring, ceiling, lighting, painting, and HVAC devices to match the rest of the very popular spaces within the main entrance building to the campus.

**WAC - FOOD SERVICE AND CAFETERIA RENOVATION \$200,000.**

This project will improve the existing cafeteria seating area, provide a new vending and kitchenette area, and upgrade the food service in the front and back of the house. The food service and bookstore functions were recently combined at the West Allis Campus, and this project will make that transition complete.

<b>FACILITY INFRASTRUCTURE CAPITAL MAINTENANCE &amp; IMPROVEMENTS</b>	<b>\$8,850,000</b>
---	--------------------

A total of \$ 8,850,000 has been proposed as budget for FY 2026-27 to maintain and improve District infrastructure. This year's project list includes:

Districtwide - Building Envelope (Roofs, Windows, Doors, etc.)	\$1,000,000
Districtwide - Electrical Upgrades	\$ 750,000
Districtwide - Emergencies/Contingency	\$1,500,000
Districtwide - HVAC & Plumbing Upgrades	\$ 750,000
Districtwide - Life Safety/Public Safety Upgrades	\$ 500,000
Districtwide - Site Improvements (Paving, Drainage, Landscaping, etc.)	\$ 500,000
Districtwide - Fire Protection - Main Building	\$1,500,000
DMC - C-Building Fourth Floor - AHU6 Replacement	\$ 500,000
DMC - Domestic Hot Water Plant Upgrade	\$ 500,000
Districtwide - Future Project Selection & Development	\$ 500,000
Capital Projects Salaries	\$ 500,000

<b>RENTALS</b>	<b>\$0</b>
----------------	------------

No specific new rentals are anticipated for FY 2026-27 at this time. However, various spaces may be considered where displacement or relocation of existing facilities becomes desirable or otherwise required.

**Detailed Remodeling and Renovation Projects – FY 2027-28 (Year Two)**

<b>ACQUISITION / BUILDING CONSTRUCTION PROJECTS</b>	<b>\$0</b>
---	------------

No acquisition/building construction projects are anticipated for FY 2027-28 at this time.

<b>ACADEMIC/INSTRUCTIONAL PROJECTS</b>	<b>\$6,500,000</b>
--	--------------------

**DISTRICTWIDE GENERAL CLASSROOM UPGRADES** \$ 750,000.

This project will target general classroom space that has not been remodeled decades. These projects will provide new finishes, floors, ceiling system, digital controls, fire alarm devices, smoke detectors, occupancy sensors, power, and lighting.

**WAC - BILINGUAL PHLEBOTOMY** \$ 250,000.

There is a need in the market for people trained in phlebotomy with the ability to speak with patients in languages beyond English. The West Allis Campus provides a location that can draw potential students to that program.

**DMC - DUAL ENROLLMENT/HIGH SCHOOL STUDENT CTR & CLASSROOMS** \$ 250,000.

The Dual Enrollment program involves high school students taking MATC classes at the Downtown Campus primarily in the evening. The center created with this project will provide an area for the students to be welcome and safe in an environment that they are unfamiliar.

**DMC - PATHWAY OFFICES - SERVE & BUSINESS MANAGEMENT** \$ 750,000.

All of the Pathway offices on the Downtown Milwaukee Campus have now been relocated to the second floor of the Main, C, and T-Buildings with the exception of the Business & Management Pathway. This project will be provided spaces for these two pathways to meet the new standards for greater success.

**WAC - FUNERAL SERVICES RENOVATIONS** \$ 1,500,000.

The Funeral Service Program is currently in leased space near the West Allis Campus. The goal is to create new specialized space with the Main Building at that campus to house the program and its foreseeable future. This allows the new space to be prepared for the expiration of the current lease in the fall of 2029.

**OCC - ATHLETICS LOCKER ROOMS, CLUBHOUSE, TRAINING CENTER** \$ 1,500,000.

This will be the third project to create locker room and training spaces for the MATC Athletic Teams at the Oak Creek Campus. This is an addition to the outdoor restrooms, concessions, and visitor's locker room facilities completed in recent years.

**DMC - HEALTH SIMULATION CENTER** \$1,500,000.

The will be facility in which the health Pathway and other discipline can conduct both real-life and Visual-Reality simulations. These simulation exercises will be for training and testing of a wide range of competencies.

<b>HIGH VISIBILITY/Common Space/Accessibility Projects</b>	<b>\$6,150,000</b>
--	--------------------

**DW - MINOR PROJECTS** \$ 750,000.

This project will address a series of minor remodel projects throughout the district.

**DW – OFFICES** \$ 750,000.

This project will renovate office spaces in the District that are changing function and/or improving conditions for the teams they house. The projects will provide new finishes, floors, ceiling system, and HVAC improvements the include digital controls, power, and lighting.

**DW - RESTROOM UPGRADES** \$ 1,000,000.

These projects will improve the existing conditions of restrooms in the District. Accessibility updates will be the priority.

**OCC - BOOKSTORE RELOCATION & CAFETERIA RENOVATION** \$ 500,000.

In line with the success at the West Allis Campus and the changing textbook reality, this project will combine the food service and bookstore functions at the Oak Creek Campus. The new customer service model will provide extended hours of service to better accommodate student as there are many afternoon and evening classes at the campus.

**DMC - MPBS OFFICE SPACE/PODCAST STUDIO RENO** \$ 800,000.

This project will renovate a used shop area to accommodate a podcast studio along with new office areas within the MPBS operation on the Downtown Milwaukee Campus. The personnel

and equipment functions have evolved over time, and the redesign will create more functional and flexible environments to adapt to current and future needs.

<b>FACILITY INFRASTRUCTURE CAPITAL MAINTENANCE &amp; IMPROVEMENTS</b>	<b>\$9,150,000</b>
---	--------------------

A total of \$ 9,150,000 has been proposed as budget for FY 2027-28 to maintain and improve District infrastructure. This year’s project list includes:

District Emergency, Scope Dev. & Salaries	\$ 2,850,000
Districtwide Fire Panel, Sprinkling, Access Control	\$ 2,230,000
Districtwide Roof and Door Replacements	\$ 1,000,000
Districtwide Stormwater Drainage & Parking Improvement	\$ 500,000
Districtwide HVAC, Electrical	\$ 2,000,000
Districtwide Elevator Improvements	\$ 500,000

<b>RENTALS</b>	<b>\$0</b>
----------------	------------

No specific new rentals are anticipated for FY 2027-28 at this time. However, various spaces may be considered where displacement or relocation of existing facilities becomes desirable or otherwise required.

**Detailed Remodeling and Renovation Projects FY 2028-29 (Year Three)**

<b>ACQUISITION / BUILDING CONSTRUCTION PROJECTS</b>	<b>\$0</b>
---	------------

No acquisition/building construction projects are anticipated for FY 2028-29 at this time.

<b>ACADEMIC/INSTRUCTIONAL PROJECTS</b>	<b>\$3,500,000</b>
--	--------------------

**DISTRICTWIDE GENERAL CLASSROOM UPGRADES** **\$ 500,000.**

This project will target general classroom space that has not been remodeled decades. These projects will provide new finishes, floors, ceiling system, digital controls, fire alarm devices, smoke detectors, occupancy sensors, power, and lighting.

**DMC - HEALTH SIMULATION CENTER** \$ 1,500,000.

The project will create a new expanded Health Simulation Center on the Downtown Milwaukee Campus. The current facility is limited and needs to be expanded to meet current standards and equipment. This facility will serve several Health Pathway programs.

**DMC - MAIN BUILDING – BARBER/COSMETOLOGY RENOVATION** \$ 1,500,000.

The project will update and renovate outdated barber cosmetology labs to provide services to public clientele and an improved training facility for students

<b>HIGH VISIBILITY/Common Space/Accessibility Projects</b>	<b>\$5,800,000</b>
--	--------------------

**DW - MINOR PROJECTS** \$ 500,000.

This project will address a series of minor remodel projects throughout the district.

**DW – OFFICES** \$ 500,000.

This project will renovate office spaces in the District that are changing function and/or improving conditions for the teams they house. The projects will provide new finishes, floors, ceiling system, and HVAC improvements the include digital controls, power, and lighting.

**DW - RESTROOM UPGRADES** \$ 1,000,000.

These projects will improve the existing conditions of restrooms in the District. Accessibility updates will be the priority.

**MQC - LOWER LEVEL RENOVATION (ADMISSIONS CENTER, PATHWAY OFFICE, CAFETERIA, BOOKSTORE, FITNESS CENTER)** \$ 1,500,000.

This project will create a combined Admissions Center, Pathway Office, and Career Hub service on the lower level on the Mequon Campus. This project is in line with the Facilities Multi Year Plan to provide a more engaging visitor and student service support model. The bookstore, food service, and fitness center will also be included in the planning for a subsequent project.

**DMC - MAIN BUILDING STREETSCAPING (RELATING TO SIXTH STREET REHAB PROJECT)**  
**\$1,500,000.**

This project will create a raised plaza area east of the Main Building on the Downtown Milwaukee Campus. This project will coincide with the federally funded reconstruction of Sixth Street. The plaza will help identify the MATC campus and provide a sheltered gathering area above the street level. External ramps will improve the accessibility of the Main Building, and create a more integrated, intentional entry sequence.

**DMC - MPBS OFFICE SPACE/PODCAST STUDIO RENO** **\$ 800,000.**

This project will provide improvements to existing prop building and storage space occupied by MPBS on the fourth floor of the C-Building. A podcast studio will be developed as part of this project along with additional office space for MPBS.

<b>FACILITY INFRASTRUCTURE CAPITAL MAINTENANCE &amp; IMPROVEMENTS</b>	<b>\$8,700,000</b>
---	--------------------

A total of \$ 8,700,000 has been proposed as budget for FY 2028-29 to maintain and improve District infrastructure. This year's project list includes:

District Emergency, Scope Dev. & Salaries	\$ 2,865,000
Districtwide Fire Panel, Sprinkling, Access Control	\$ 1,835,000
Districtwide Roof and Door Replacements	\$ 1,000,000
Districtwide Stormwater Drainage & Parking Improvement	\$ 500,000
Districtwide HVAC, Electrical	\$ 2,000,000
Districtwide Elevator Improvements	\$ 500,000

<b>RENTALS</b>	<b>\$0</b>
----------------	------------

No specific new rentals are anticipated for FY 2028-29 at this time. However, various spaces may be considered where displacement or relocation of existing facilities becomes desirable or otherwise

**MILWAUKEE AREA TECHNICAL COLLEGE**  
**Capital Projects Fund**  
**2026-27 Budgetary Statement of**  
**Resources, Uses, and Changes in Fund Balance**

	ACTUAL ACTUAL	2025-26 BUDGET	2025-26 ESTIMATED	2026-27 BUDGET
<b>REVENUES:</b>				
State	1,694,545	-	-	-
Other Institutional	\$ 2,893,229	\$ 600,000	\$ 600,000	\$ 200,000
Federal	-	-	-	-
Total Revenues	<u>\$ 4,587,774</u>	<u>\$ 600,000</u>	<u>\$ 600,000</u>	<u>\$ 200,000</u>
<b>EXPENDITURES:</b>				
Physical Plant	\$ 49,953,259	\$ 57,985,156	\$ 35,585,156	\$ 64,900,000 ***
Total Expenditures	<u>\$ 49,953,259</u>	<u>\$ 57,985,156</u>	<u>\$ 35,585,156</u>	<u>\$ 64,900,000</u>
Revenue over (under) expenditures	\$ (45,365,485)	\$ (57,385,156)	\$ (34,985,156)	\$ (64,700,000)
<b>OTHER FINANCING SOURCES (USES):</b>				
Debt issued	\$ 40,557,000	\$ 40,500,200	\$ 40,500,200	\$ 42,300,000
Total Resources (Uses)	<u>\$ (4,808,485)</u>	<u>\$ (16,884,956)</u>	<u>\$ 5,515,044</u>	<u>\$ (22,400,000)</u>
<b>TRANSFERS TO (FROM) FUND BALANCE</b>				
Reserved for Capital Projects	\$ (4,808,485)	\$ (16,884,956)	\$ 5,515,044	\$ (22,400,000)
Total Transfers to (From) Fund Balance	\$ (4,808,485)	\$ (16,884,956)	\$ 5,515,044	\$ (22,400,000)
Beginning Total Fund Balance	\$ 26,810,121	\$ 22,001,636	\$ 22,001,636	\$ 27,516,680
Ending Total Fund Balance	<u>\$ 22,001,636</u>	<u>\$ 5,116,680</u>	<u>\$ 27,516,680</u>	<u>\$ 5,116,680</u>

\*\*\* For FY 2026-27, physical plant expenditures includes equipment of \$24,300,000 and renovation/remodeling and improvement projects of \$18,000,000. Note also that the Milwaukee Public Television activities has budgeted equipment expenditures of \$1,700,000 funded via debt proceeds, which is shown on pages 113 and 114.

DRAFT

**DEBT SERVICE FUND**

The Debt Service Fund is used to account for the accumulation of resources for, and the payment of, general long-term debt principal, interest, and related costs.

## **Debt Service Fund**

### **Fund Description**

The Debt Service Fund is used to account for the accumulation of resources for, and the payment of general long-term debt and long-term lease purchase debt principal and interest.

### **Analysis**

Debt Service expenditures for FY 2026-27 are budgeted to be \$44,600,000 which includes \$40,028,024 for principal, and \$4,042,543 for interest payments. This is funded through a tax levy of \$39,835,293, interest income of \$1,200,000 and state appropriations of \$614,000. Expenditures have remained constant from the FY 2025-26 budget. The total outstanding debt of \$80,710,000 as of June 30, 2026 includes 49 outstanding debt issues, which will be retired by 2032. The borrowing for FY 2026-27 includes \$44,000,000 of general obligation promissory notes for \$26,000,000 of equipment and \$18,000,000 of facility remodeling and renovation projects.

### **Debt Limitations**

The bond indebtedness of the District may not exceed 2% of the equalized valuation of the taxable property located in the District per s.67.03(9) Wisconsin Statutes. The bonded indebtedness of the district budgeted for FY 2026-27 is \$124,710,000 for principal compared to the maximum legal limit of 2% or approximately \$2.5 billion based upon projected equalized valuations.

The aggregate indebtedness of the District may not exceed 5% of the equalized valuation of the taxable property located in the District per s.67.03(1) Wisconsin Statutes. The indebtedness of the district budgeted for FY 2026-27 is \$124,710,000 for principal compared to the maximum legal limit of 5% or approximately \$6.2 billion based upon projected equalized valuations.

## SCHEDULE OF LONG-TERM OBLIGATIONS

General Obligation Promissory Notes (Series 2022-21H Taxable) issued in the amount of \$6,345,000 on February 10, 2022, through R.

<u>FISCAL YEAR</u>	<u>PRINCIPAL</u>	<u>INTEREST</u>	<u>TOTAL</u>
2026-2027	615,000	44,438	659,438
2027-2028	635,000	38,288	673,288
2028-2029	640,000	31,938	671,938
2029-2030	655,000	25,218	680,218
2030-3032	1,360,000	26,933	1,386,933
<b>TOTAL PAYMENTS DUE</b>	<b>3,905,000</b>	<b>166,815</b>	<b>4,071,815</b>

General Obligation Promissory Notes (Series 2022-23A) issued in the amount of \$1,500,000 on July 13, 2022, through R. W. Baird & Company to finance facility remodeling and improvement projects. Interest rate is 4.0%.

<u>FISCAL YEAR</u>	<u>PRINCIPAL</u>	<u>INTEREST</u>	<u>TOTAL</u>
2026-2027	150,000	6,000	156,000
<b>TOTAL PAYMENTS DUE</b>	<b>150,000</b>	<b>6,000</b>	<b>156,000</b>

General Obligation Promissory Notes (Series 2022-23B) issued in the amount of \$1,500,000 on August 11, 2022 through R. W. Baird & Company to finance facility remodeling and improvement projects. Interest rate is 4.0%.

<u>FISCAL YEAR</u>	<u>PRINCIPAL</u>	<u>INTEREST</u>	<u>TOTAL</u>
2026-2027	150,000	6,000	156,000
<b>TOTAL PAYMENTS DUE</b>	<b>150,000</b>	<b>6,000</b>	<b>156,000</b>

General Obligation Promissory Notes (Series 2022-23C) issued in the amount of \$22,500,000 on September 14, 2022, through R. W. Baird & Company to finance facility \$21,000,000 of movable equipment and \$1,500,000 of facility remodeling and improvement projects. Interest rate is 4.0%.

<u>FISCAL YEAR</u>	<u>PRINCIPAL</u>	<u>INTEREST</u>	<u>TOTAL</u>
2026-2027	3,440,000	137,600	3,577,600
<b>TOTAL PAYMENTS DUE</b>	<b>3,440,000</b>	<b>137,600</b>	<b>3,577,600</b>

General Obligation Promissory Notes (Series 2022-23D) issued in the amount of \$1,500,000 on October 12, 2022, through R. W. Baird & Company to finance facility remodeling and improvement projects. Interest rate is 6.0%.

<u>FISCAL YEAR</u>	<u>PRINCIPAL</u>	<u>INTEREST</u>	<u>TOTAL</u>
2026-2027	150,000	9,000	159,000
<b>TOTAL PAYMENTS DUE</b>	<b>150,000</b>	<b>9,000</b>	<b>159,000</b>

General Obligation Promissory Notes (Series 2022-23E) issued in the amount of \$1,500,000 on November 10, 2022, through R. W. Baird & Company to finance facility remodeling and improvement projects. Interest rate is 5.0%.

<u>FISCAL YEAR</u>	<u>PRINCIPAL</u>	<u>INTEREST</u>	<u>TOTAL</u>
2026-2027	150,000	7,500	157,500
<b>TOTAL PAYMENTS DUE</b>	<b>150,000</b>	<b>7,500</b>	<b>157,500</b>

General Obligation Promissory Notes (Series 2022-23F) issued in the amount of \$1,500,000 on December 7, 2022, through R. W. Baird & Company to finance facility remodeling and improvement projects. Interest rate is 4.0%.

<u>FISCAL YEAR</u>	<u>PRINCIPAL</u>	<u>INTEREST</u>	<u>TOTAL</u>
2026-2027	150,000	6,000	156,000
<b>TOTAL PAYMENTS DUE</b>	<b>150,000</b>	<b>6,000</b>	<b>156,000</b>

General Obligation Promissory Notes (Series 2022-23G) issued in the amount of \$1,500,000 on January 4, 2023, through R. W. Baird & Company to finance facility remodeling and improvement projects. Interest rate is 4.0%.

<u>FISCAL YEAR</u>	<u>PRINCIPAL</u>	<u>INTEREST</u>	<u>TOTAL</u>
2026-2027	150,000	6,000	156,000
<b>TOTAL PAYMENTS DUE</b>	<b>150,000</b>	<b>6,000</b>	<b>156,000</b>

General Obligation Promissory Notes (Series 2022-23H) issued in the amount of \$1,500,000 on February 9, 2023, through R. W. Baird & Company to finance facility remodeling and improvement projects. Interest rate is 2.0%.

<u>FISCAL YEAR</u>	<u>PRINCIPAL</u>	<u>INTEREST</u>	<u>TOTAL</u>
2026-2027	150,000	3,000	153,000
<b>TOTAL PAYMENTS DUE</b>	<b>150,000</b>	<b>3,000</b>	<b>153,000</b>

SCHEDULE OF LONG-TERM OBLIGATIONS (Cont'd)

General Obligation Promissory Notes (Series 2022-23I) issued in the amount of \$1,500,000 on March 15, 2023, through R. W. Baird & Company to finance facility remodeling and improvement projects. Interest rate is 5.0%.

<u>FISCAL YEAR</u>	<u>PRINCIPAL</u>	<u>INTEREST</u>	<u>TOTAL</u>
2026-2027	150,000	7,500	157,500
<b>TOTAL PAYMENTS DUE</b>	<b>150,000</b>	<b>7,500</b>	<b>157,500</b>

General Obligation Promissory Notes (Series 2022-23J) issued in the amount of \$1,500,000 on April 12, 2023, through R. W. Baird & Company to finance facility remodeling and improvement projects. Interest rate is 4.0%.

<u>FISCAL YEAR</u>	<u>PRINCIPAL</u>	<u>INTEREST</u>	<u>TOTAL</u>
2026-2027	150,000	6,000	156,000
<b>TOTAL PAYMENTS DUE</b>	<b>150,000</b>	<b>6,000</b>	<b>156,000</b>

General Obligation Promissory Notes (Series 2022-23K) issued in the amount of \$1,500,000 on May 10, 2023, through R. W. Baird & Company to finance facility remodeling and improvement projects. Interest rate is 5.0%.

<u>FISCAL YEAR</u>	<u>PRINCIPAL</u>	<u>INTEREST</u>	<u>TOTAL</u>
2026-2027	150,000	7,500	157,500
<b>TOTAL PAYMENTS DUE</b>	<b>150,000</b>	<b>7,500</b>	<b>157,500</b>

General Obligation Promissory Notes (Series 2022-23L) issued in the amount of \$1,500,000 on June 15, 2023, through R. W. Baird & Company to finance facility remodeling and improvement projects. Interest rate is 5.0%.

<u>FISCAL YEAR</u>	<u>PRINCIPAL</u>	<u>INTEREST</u>	<u>TOTAL</u>
2026-2027	150,000	7,500	157,500
<b>TOTAL PAYMENTS DUE</b>	<b>150,000</b>	<b>7,500</b>	<b>157,500</b>

General Obligation Promissory Notes (Series 2023-24A) issued in the amount of \$1,500,000 on July 13, 2023, through R. W. Baird & Company to finance facility remodeling and improvement projects. Interest rates are 4.0% to 5.0%.

<u>FISCAL YEAR</u>	<u>PRINCIPAL</u>	<u>INTEREST</u>	<u>TOTAL</u>
2026-2027	500,000	27,500	527,500
2027-2028	150,000	7,500	157,500
<b>TOTAL PAYMENTS DUE</b>	<b>650,000</b>	<b>35,000</b>	<b>685,000</b>

General Obligation Promissory Notes (Series 2023-24B) issued in the amount of \$1,500,000 on August 3, 2023 through R. W. Baird & Company to finance facility remodeling and improvement projects. Interest rate is 5.0%.

<u>FISCAL YEAR</u>	<u>PRINCIPAL</u>	<u>INTEREST</u>	<u>TOTAL</u>
2026-2027	500,000	32,500	532,500
2027-2028	150,000	7,500	157,500
<b>TOTAL PAYMENTS DUE</b>	<b>650,000</b>	<b>40,000</b>	<b>690,000</b>

General Obligation Promissory Notes (Series 2023-24C) issued in the amount of \$22,500,000 on September 13, 2023, through R. W. Baird & Company to finance facility \$26,000,000 of movable equipment and \$1,500,000 of facility remodeling and improvement projects. Interest rates are 5.0% to 6.0%.

<u>FISCAL YEAR</u>	<u>PRINCIPAL</u>	<u>INTEREST</u>	<u>TOTAL</u>
2026-2027	3,855,000	435,750	4,290,750
2027-2028	4,050,000	243,000	4,293,000
<b>TOTAL PAYMENTS DUE</b>	<b>7,905,000</b>	<b>678,750</b>	<b>8,583,750</b>

SCHEDULE OF LONG-TERM OBLIGATIONS (Cont'd)

General Obligation Promissory Notes (Series 2023-24D) issued in the amount of \$1,500,000 on October 12, 2023, through R. W. Baird & Company to finance facility remodeling and improvement projects. Interest rate is 5.0%

<u>FISCAL YEAR</u>	<u>PRINCIPAL</u>	<u>INTEREST</u>	<u>TOTAL</u>
2026-2027	500,000	32,500	532,500
2027-2028	150,000	7,500	157,500
<b>TOTAL PAYMENTS DUE</b>	<b>650,000</b>	<b>40,000</b>	<b>690,000</b>

General Obligation Promissory Notes (Series 2023-24E) issued in the amount of \$1,500,000 on November 15, 2023, through R. W. Baird & Company to finance facility remodeling and improvement projects. Interest rate is 5.0%.

<u>FISCAL YEAR</u>	<u>PRINCIPAL</u>	<u>INTEREST</u>	<u>TOTAL</u>
2026-2027	500,000	32,500	532,500
2027-2028	150,000	7,500	157,500
<b>TOTAL PAYMENTS DUE</b>	<b>650,000</b>	<b>40,000</b>	<b>690,000</b>

General Obligation Promissory Notes (Series 2023-24F) issued in the amount of \$1,500,000 on December 11, 2023, through R. W. Baird & Company to finance facility remodeling and improvement projects. Interest rates is 5.0%.

<u>FISCAL YEAR</u>	<u>PRINCIPAL</u>	<u>INTEREST</u>	<u>TOTAL</u>
2026-2027	500,000	32,500	532,500
2027-2028	150,000	7,500	157,500
<b>TOTAL PAYMENTS DUE</b>	<b>650,000</b>	<b>40,000</b>	<b>690,000</b>

General Obligation Promissory Notes (Series 2023-24G) issued in the amount of \$1,500,000 on January 9, 2024, through R. W. Baird & Company to finance facility remodeling and improvement projects. Interest rate is 4.0%.

<u>FISCAL YEAR</u>	<u>PRINCIPAL</u>	<u>INTEREST</u>	<u>TOTAL</u>
2026-2027	500,000	26,000	526,000
2027-2028	150,000	6,000	156,000
<b>TOTAL PAYMENTS DUE</b>	<b>650,000</b>	<b>32,000</b>	<b>682,000</b>

General Obligation Promissory Notes (Series 2023-24H) issued in the amount of \$1,500,000 on February 7, 2024, through R. W. Baird & Company to finance facility remodeling and improvement projects. Interest rate is 5.0%.

<u>FISCAL YEAR</u>	<u>PRINCIPAL</u>	<u>INTEREST</u>	<u>TOTAL</u>
2026-2027	500,000	32,500	532,500
2027-2028	150,000	7,500	157,500
<b>TOTAL PAYMENTS DUE</b>	<b>650,000</b>	<b>40,000</b>	<b>690,000</b>

General Obligation Promissory Notes (Series 2023-24I) issued in the amount of \$1,500,000 on March 13, 2024, through R. W. Baird & Company to finance facility remodeling and improvement projects. Interest rate is 5.0%.

<u>FISCAL YEAR</u>	<u>PRINCIPAL</u>	<u>INTEREST</u>	<u>TOTAL</u>
2026-2027	500,000	32,500	532,500
2027-2028	150,000	7,500	157,500
<b>TOTAL PAYMENTS DUE</b>	<b>650,000</b>	<b>40,000</b>	<b>690,000</b>

General Obligation Promissory Notes (Series 2023-24J) issued in the amount of \$1,500,000 on April 10, 2023, through R. W. Baird & Company to finance facility remodeling and improvement projects. Interest rate is 5.0%.

<u>FISCAL YEAR</u>	<u>PRINCIPAL</u>	<u>INTEREST</u>	<u>TOTAL</u>
2026-2027	500,000	32,500	532,500
2027-2028	150,000	7,500	157,500
<b>TOTAL PAYMENTS DUE</b>	<b>650,000</b>	<b>40,000</b>	<b>690,000</b>

SCHEDULE OF LONG-TERM OBLIGATIONS (Cont'd)

General Obligation Promissory Notes (Series 2023-24K) issued in the amount of \$1,500,000 on May 8, 2024, through R. W. Baird & Company to finance facility remodeling and improvement projects. Interest rate is 5.0%.

<u>FISCAL YEAR</u>	<u>PRINCIPAL</u>	<u>INTEREST</u>	<u>TOTAL</u>
2026-2027	500,000	32,500	532,500
2027-2028	150,000	7,500	157,500
<b>TOTAL PAYMENTS DUE</b>	<b>650,000</b>	<b>40,000</b>	<b>690,000</b>

General Obligation Promissory Notes (Series 2023-24L) issued in the amount of \$1,500,000 on June 12, 2024, through R. W. Baird & Company to finance facility remodeling and improvement projects. Interest rate is 5.0%.

<u>FISCAL YEAR</u>	<u>PRINCIPAL</u>	<u>INTEREST</u>	<u>TOTAL</u>
2026-2027	500,000	32,500	532,500
2027-2028	150,000	7,500	157,500
<b>TOTAL PAYMENTS DUE</b>	<b>650,000</b>	<b>40,000</b>	<b>690,000</b>

General Obligation Promissory Notes (Series 2024-25A) issued in the amount of \$1,500,000 on July 11, 2024, through R. W. Baird & Company to finance facility remodeling and improvement projects. Interest rates are 4.0% to 5.0%.

<u>FISCAL YEAR</u>	<u>PRINCIPAL</u>	<u>INTEREST</u>	<u>TOTAL</u>
2026-2027	500,000	52,500	552,500
2027-2028	500,000	32,500	532,500
2028-2029	150,000	7,500	157,500
<b>TOTAL PAYMENTS DUE</b>	<b>1,150,000</b>	<b>92,500</b>	<b>1,242,500</b>

General Obligation Promissory Notes (Series 2024-25B) issued in the amount of \$1,500,000 on August 1, 2024 through R. W. Baird & Company to finance facility remodeling and improvement projects. Interest rates are 4.0% to 5.0%.

<u>FISCAL YEAR</u>	<u>PRINCIPAL</u>	<u>INTEREST</u>	<u>TOTAL</u>
2026-2027	500,000	51,000	551,000
2027-2028	500,000	26,000	526,000
2028-2029	150,000	6,000	156,000
<b>TOTAL PAYMENTS DUE</b>	<b>1,150,000</b>	<b>83,000</b>	<b>1,233,000</b>

General Obligation Promissory Notes (Series 2024-25C) issued in the amount of \$27,500,000 on September 12, 2024, through R. W. Baird & Company to finance facility \$26,000,000 of movable equipment and \$1,500,000 of facility remodeling and improvement projects. Interest rate is 4.0%.

<u>FISCAL YEAR</u>	<u>PRINCIPAL</u>	<u>INTEREST</u>	<u>TOTAL</u>
2026-2027	3,700,000	466,800	4,166,800
2027-2028	3,885,000	318,800	4,203,800
2028-2029	4,085,000	163,400	4,248,400
<b>TOTAL PAYMENTS DUE</b>	<b>11,670,000</b>	<b>949,000</b>	<b>12,619,000</b>

General Obligation Promissory Notes (Series 2024-25D) issued in the amount of \$1,500,000 on October 5, 2024, through R. W. Baird & Company to finance facility remodeling and improvement projects. Interest rate is 4.0%.

<u>FISCAL YEAR</u>	<u>PRINCIPAL</u>	<u>INTEREST</u>	<u>TOTAL</u>
2026-2027	500,000	46,000	546,000
2027-2028	500,000	26,000	526,000
2028-2029	150,000	6,000	156,000
<b>TOTAL PAYMENTS DUE</b>	<b>1,150,000</b>	<b>78,000</b>	<b>1,228,000</b>

General Obligation Promissory Notes (Series 2024-25E) issued in the amount of \$1,500,000 on November 14, 2024, through R. W. Baird & Company to finance facility remodeling and improvement projects. Interest rate is 4.0%.

<u>FISCAL YEAR</u>	<u>PRINCIPAL</u>	<u>INTEREST</u>	<u>TOTAL</u>
2026-2027	500,000	46,000	546,000
2027-2028	500,000	26,000	526,000
2028-2029	150,000	6,000	156,000
<b>TOTAL PAYMENTS DUE</b>	<b>1,150,000</b>	<b>78,000</b>	<b>1,228,000</b>

SCHEDULE OF LONG-TERM OBLIGATIONS (Cont'd)

General Obligation Promissory Notes (Series 2024-25F) issued in the amount of \$1,500,000 on December 12, 2024, through R. W. Baird & Company to finance facility remodeling and improvement projects. Interest rates are 4.0% to 5.0%.

<u>FISCAL YEAR</u>	<u>PRINCIPAL</u>	<u>INTEREST</u>	<u>TOTAL</u>
2026-2027	500,000	51,000	551,000
2027-2028	500,000	26,000	526,000
2028-2029	150,000	6,000	156,000
<b>TOTAL PAYMENTS DUE</b>	<b>1,150,000</b>	<b>83,000</b>	<b>1,233,000</b>

General Obligation Promissory Notes (Series 2024-25G) issued in the amount of \$1,500,000 on January 7, 2025, through R. W. Baird & Company to finance facility remodeling and improvement projects. Interest rates are 4.0% to 5.0%.

<u>FISCAL YEAR</u>	<u>PRINCIPAL</u>	<u>INTEREST</u>	<u>TOTAL</u>
2026-2027	500,000	52,500	552,500
2027-2028	500,000	32,500	532,500
2028-2029	150,000	7,500	157,500
<b>TOTAL PAYMENTS DUE</b>	<b>1,150,000</b>	<b>92,500</b>	<b>1,242,500</b>

General Obligation Promissory Notes (Series 2024-25H) issued in the amount of \$1,500,000 on February 13, 2025, through R. W. Baird & Company to finance facility remodeling and improvement projects. Interest rates are 4.0% to 5.0%.

<u>FISCAL YEAR</u>	<u>PRINCIPAL</u>	<u>INTEREST</u>	<u>TOTAL</u>
2026-2027	500,000	52,500	552,500
2027-2028	500,000	27,500	527,500
2028-2029	150,000	7,500	157,500
<b>TOTAL PAYMENTS DUE</b>	<b>1,150,000</b>	<b>87,500</b>	<b>1,237,500</b>

General Obligation Promissory Notes (Series 2024-25I) issued in the amount of \$1,500,000 on March 13, 2025, through R. W. Baird & Company to finance facility remodeling and improvement projects. Interest rates are 4.0% to 5.0%.

<u>FISCAL YEAR</u>	<u>PRINCIPAL</u>	<u>INTEREST</u>	<u>TOTAL</u>
2026-2027	500,000	51,000	551,000
2027-2028	500,000	26,000	526,000
2028-2029	150,000	6,000	156,000
<b>TOTAL PAYMENTS DUE</b>	<b>1,150,000</b>	<b>83,000</b>	<b>1,233,000</b>

General Obligation Promissory Notes (Series 2024-25J) issued in the amount of \$1,500,000 on April 15, 2025, through R. W. Baird & Company to finance facility remodeling and improvement projects. Interest rate is 4.5%.

<u>FISCAL YEAR</u>	<u>PRINCIPAL</u>	<u>INTEREST</u>	<u>TOTAL</u>
2026-2027	500,000	51,750	551,750
2027-2028	500,000	29,250	529,250
2028-2029	150,000	6,750	156,750
<b>TOTAL PAYMENTS DUE</b>	<b>1,150,000</b>	<b>87,750</b>	<b>1,237,750</b>

Projected General Obligation Promissory Notes (Series 2024-25K) issued in the amount of \$1,500,000 on May 8, 2025, through R. W. Baird & Company to finance facility remodeling and improvement projects. Interest rate is 5.0%.

<u>FISCAL YEAR</u>	<u>PRINCIPAL</u>	<u>INTEREST</u>	<u>TOTAL</u>
2026-2027	500,000	51,750	551,750
2027-2028	500,000	29,250	529,250
2028-2029	150,000	6,750	156,750
<b>TOTAL PAYMENTS DUE</b>	<b>1,150,000</b>	<b>87,750</b>	<b>1,237,750</b>

Projected General Obligation Promissory Notes (Series 2024-25L) issued in the amount of \$1,500,000 on June 11, 2023, through R. W. Baird & Company to finance facility remodeling and improvement projects. Interest rates is 5.0%.

<u>FISCAL YEAR</u>	<u>PRINCIPAL</u>	<u>INTEREST</u>	<u>TOTAL</u>
2026-2027	500,000	51,750	551,750
2027-2028	500,000	29,250	529,250
2028-2029	150,000	6,750	156,750
<b>TOTAL PAYMENTS DUE</b>	<b>1,150,000</b>	<b>87,750</b>	<b>1,237,750</b>

SCHEDULE OF LONG-TERM OBLIGATIONS (Cont'd)

General Obligation Promissory Notes (Series 2025-26A) issued in the amount of \$1,500,000 on July 10, 2025, through R. W. Baird & Company to finance facility remodeling and improvement projects. Interest rates are 4.0% to 5.0%.

	<u>PRINCIPAL</u>	<u>INTEREST</u>	<u>TOTAL</u>
2026-2027	350,000	65,000	415,000
2027-2028	500,000	47,500	547,500
2028-2029	500,000	27,500	527,500
2029-2030	150,000	7,500	157,500
<b>TOTAL PAYMENTS DUE</b>	<b>1,500,000</b>	<b>147,500</b>	<b>1,647,500</b>

General Obligation Promissory Notes (Series 2025-26B) issued in the amount of \$1,500,000 on August 4, 2025 through R. W. Baird & Company to finance facility remodeling and improvement projects. Interest rate is 4.0%.

<u>FISCAL YEAR</u>	<u>PRINCIPAL</u>	<u>INTEREST</u>	<u>TOTAL</u>
2026-2027	350,000	80,000	430,000
2027-2028	500,000	46,000	546,000
2028-2029	500,000	26,000	526,000
2029-2030	150,000	6,000	156,000
<b>TOTAL PAYMENTS DUE</b>	<b>1,500,000</b>	<b>138,000</b>	<b>1,638,000</b>

General Obligation Promissory Notes (Series 2025-26C) issued in the amount of \$27,500,000 on September 15, 2025, through R. W. Baird & Company to finance facility \$26,000,000 of movable equipment and \$1,500,000 of facility remodeling and improvement projects. Interest rate is 5.0%.

<u>FISCAL YEAR</u>	<u>PRINCIPAL</u>	<u>INTEREST</u>	<u>TOTAL</u>
2026-2027	3,320,000	717,000	4,037,000
2027-2028	3,490,000	551,000	4,041,000
2028-2029	3,670,000	376,500	4,046,500
2029-2030	3,860,000	193,000	4,053,000
<b>TOTAL PAYMENTS DUE</b>	<b>14,340,000</b>	<b>1,837,500</b>	<b>16,177,500</b>

General Obligation Promissory Notes (Series 2025-26D) issued in the amount of \$1,500,000 on October 15, 2025, through R. W. Baird & Company to finance facility remodeling and improvement projects. Interest rates are 3.0% to 4.0%

<u>FISCAL YEAR</u>	<u>PRINCIPAL</u>	<u>INTEREST</u>	<u>TOTAL</u>
2026-2027	350,000	51,500	401,500
2027-2028	500,000	41,000	541,000
2028-2029	500,000	26,000	526,000
2029-2030	150,000	6,000	156,000
<b>TOTAL PAYMENTS DUE</b>	<b>1,500,000</b>	<b>124,500</b>	<b>1,624,500</b>

General Obligation Promissory Notes (Series 2025-26E) issued in the amount of \$1,500,000 on November 13, 2025, through R. W. Baird & Company to finance facility remodeling and improvement projects. Interest rate is 4.0%

<u>FISCAL YEAR</u>	<u>PRINCIPAL</u>	<u>INTEREST</u>	<u>TOTAL</u>
2026-2027	350,000	80,000	430,000
2027-2028	500,000	46,000	546,000
2028-2029	500,000	26,000	526,000
2029-2030	150,000	6,000	156,000
<b>TOTAL PAYMENTS DUE</b>	<b>1,500,000</b>	<b>138,000</b>	<b>1,638,000</b>

SCHEDULE OF LONG-TERM OBLIGATIONS (Cont'd)

General Obligation Promissory Notes (Series 2025-26F) issued in the amount of \$1,500,000 on December 15, 2025, through R. W. Baird & Company to finance facility remodeling and improvement projects. Interest rates are 4.0% to 5.0%.

<u>FISCAL YEAR</u>	<u>PRINCIPAL</u>	<u>INTEREST</u>	<u>TOTAL</u>
2026-2027	350,000	68,500	418,500
2027-2028	500,000	51,000	551,000
2028-2029	500,000	26,000	526,000
2029-2030	150,000	6,000	156,000
<b>TOTAL PAYMENTS DUE</b>	<b>1,500,000</b>	<b>151,500</b>	<b>1,651,500</b>

General Obligation Promissory Notes (Series 2025-26G) issued in the amount of \$1,500,000 on January 7, 2026, through R. W. Baird & Company to finance facility remodeling and improvement projects. Interest rates are 4.0% to 5.0%.

<u>FISCAL YEAR</u>	<u>PRINCIPAL</u>	<u>INTEREST</u>	<u>TOTAL</u>
2026-2027	350,000	60,000	410,000
2027-2028	500,000	46,000	546,000
2028-2029	500,000	26,000	526,000
2029-2030	150,000	6,000	156,000
<b>TOTAL PAYMENTS DUE</b>	<b>1,500,000</b>	<b>138,000</b>	<b>1,638,000</b>

General Obligation Promissory Notes (Series 2024-25H) issued in the amount of \$1,500,000 on February 13, 2025, through R. W. Baird & Company to finance facility remodeling and improvement projects. Interest rates are 4.0% to 5.0%.

<u>FISCAL YEAR</u>	<u>PRINCIPAL</u>	<u>INTEREST</u>	<u>TOTAL</u>
2026-2027	350,000	60,000	410,000
2027-2028	500,000	46,000	546,000
2028-2029	500,000	26,000	526,000
2029-2030	150,000	6,000	156,000
<b>TOTAL PAYMENTS DUE</b>	<b>1,500,000</b>	<b>138,000</b>	<b>1,638,000</b>

General Obligation Promissory Notes (Series 2025-26I) issued in the amount of \$1,500,000 on March 16, 2026, through R. W. Baird & Company to finance facility remodeling and improvement projects. Interest rate is 4.0%.

<u>FISCAL YEAR</u>	<u>PRINCIPAL</u>	<u>INTEREST</u>	<u>TOTAL</u>
2026-2027	350,000	60,000	410,000
2027-2028	500,000	46,000	546,000
2028-2029	500,000	26,000	526,000
2029-2030	150,000	6,000	156,000
<b>TOTAL PAYMENTS DUE</b>	<b>1,500,000</b>	<b>138,000</b>	<b>1,638,000</b>

General Obligation Promissory Notes (Series 2025-26J) issued in the amount of \$1,500,000 on April 15, 2026, through R. W. Baird & Company to finance facility remodeling and improvement projects. Interest rates are 4.0% to 5.0%.

<u>FISCAL YEAR</u>	<u>PRINCIPAL</u>	<u>INTEREST</u>	<u>TOTAL</u>
2026-2027	350,000	78,944	428,944
2027-2028	500,000	52,500	552,500
2028-2029	500,000	27,500	527,500
2029-2030	150,000	7,500	157,500
<b>TOTAL PAYMENTS DUE</b>	<b>1,500,000</b>	<b>166,444</b>	<b>1,666,444</b>

General Obligation Promissory Notes (Series 2025-26K) issued in the amount of \$1,500,000 on May 14, 2026, through R. W. Baird & Company to finance facility remodeling and improvement projects. Interest rates are 4.0% to 5.0%.

<u>FISCAL YEAR</u>	<u>PRINCIPAL</u>	<u>INTEREST</u>	<u>TOTAL</u>
2026-2027	350,000	64,404	414,404
2027-2028	500,000	47,500	547,500
2028-2029	500,000	27,500	527,500
2029-2030	150,000	7,500	157,500
<b>TOTAL PAYMENTS DUE</b>	<b>1,500,000</b>	<b>146,904</b>	<b>1,646,904</b>

SCHEDULE OF LONG-TERM OBLIGATIONS (Cont'd)

Projected General Obligation Promissory Notes (Series 2024-25L) issued in the amount of \$1,500,000 on June 11, 2023, through R. W. Baird & Company to finance facility remodeling and improvement projects. Interest rates are 4.0% to 5.0%.

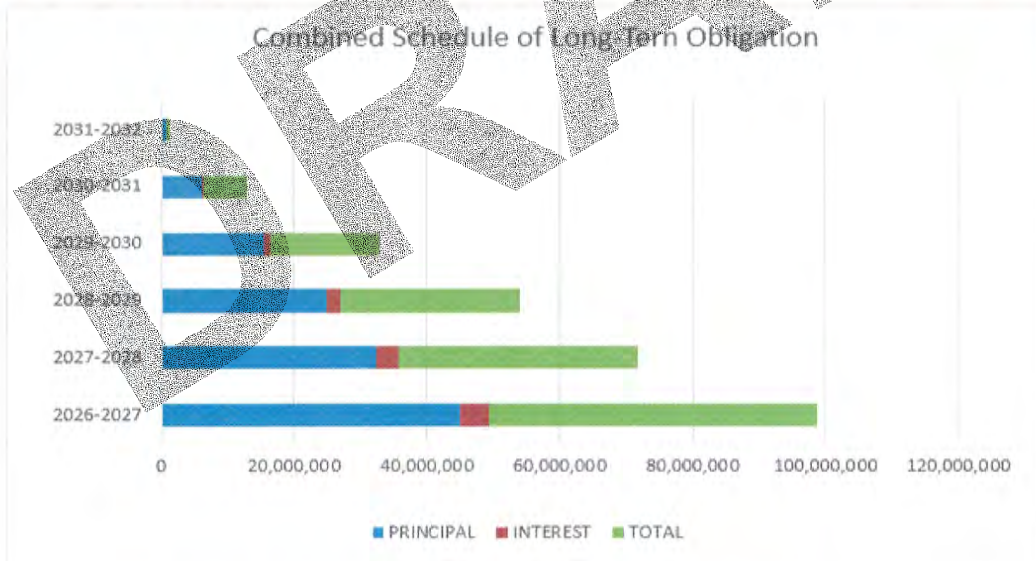
FISCAL YEAR	PRINCIPAL	INTEREST	TOTAL
2026-2027	350,000	64,404	414,404
2027-2028	500,000	47,500	547,500
2028-2029	500,000	27,500	527,500
2029-2030	150,000	7,500	157,500
<b>TOTAL PAYMENTS DUE</b>	<b>1,500,000</b>	<b>146,904</b>	<b>1,646,904</b>

Projected General Obligation Promissory Notes (Series 2026-27A-L) issued for a total of \$44,000,000, through R. W. Baird & Company to finance \$18,000,000 of facility remodeling and improvement projects and \$26,000,000 of movable equipment. Interest rates are 2.0% - 5.0%.

FISCAL YEAR	PRINCIPAL	INTEREST	TOTAL
2026-2027	13,160,000	988,819	14,148,819
2027-2028	7,170,000	1,414,753	8,584,753
2028-2029	8,990,000	1,073,000	10,063,000
2029-2030	9,170,000	668,500	9,838,500
2030-2031	5,510,000	265,000	5,775,000
<b>TOTAL PAYMENTS DUE</b>	<b>44,000,000</b>	<b>4,410,072</b>	<b>48,410,072</b>

COMBINED SCHEDULE OF LONG-TERM OBLIGATIONS

FISCAL YEAR	PRINCIPAL	INTEREST	TOTAL
2026-2027	44,940,000	4,475,410	49,415,410
2027-2028	32,380,000	3,485,590	35,865,590
2028-2029	25,035,000	2,011,088	27,046,088
2029-2030	15,485,000	958,718	16,443,718
2030-2031	6,185,000	282,688	6,467,688
2031-2032	685,000	9,248	694,248
<b>TOTAL PAYMENTS DUE</b>	<b>124,710,000</b>	<b>11,222,738</b>	<b>135,932,738</b>



x

**MILWAUKEE AREA TECHNICAL COLLEGE**  
**Debt Service Fund**  
**2026-27 Budgetary Statement of**  
**Resources, Uses, and Changes in Fund Balance**

	<b>2024-25 ACTUAL</b>	<b>2025-26 BUDGET</b>	<b>2025-26 ESTIMATED</b>	<b>2026-27 BUDGET</b>
<b>REVENUES:</b>				
Local Government - property taxes	\$ 39,815,014	\$ 39,835,293	\$ 39,890,116	\$ 40,518,471
Intergovernmental revenues:				
State	615,479	614,000	614,000	614,000
Federal	-	-	-	-
Other Institutional	567,441	1,200,000	2,301,727	1,200,000
Total Revenues	<u>\$ 40,997,934</u>	<u>\$ 41,649,293</u>	<u>\$ 42,805,843</u>	<u>\$ 42,332,471</u>
<b>EXPENDITURES:</b>				
Debt Service	\$ 42,799,537	\$ 43,700,000	\$ 44,581,823	\$ 44,614,000
Total Expenditures	<u>\$ 42,799,537</u>	<u>\$ 43,700,000</u>	<u>\$ 44,581,823</u>	<u>\$ 44,614,000</u>
Net Resources (Uses)	<u>\$ (1,801,603)</u>	<u>\$ (2,050,707)</u>	<u>\$ (1,775,980)</u>	<u>\$ (2,281,529)</u>
<b>OTHER SOURCES (USES):</b>				
Proceeds from Debt Defeasance		-	-	-
Refunding Debt Payment		-	-	-
Premium on Issued Debt	1,431,128	-	-	-
Total Resources (Uses)	<u>\$ (370,475)</u>	<u>\$ (2,050,707)</u>	<u>\$ (1,775,980)</u>	<u>\$ (2,281,529)</u>
Total Transfers to (From) Fund Balance	\$ (370,475)	\$ (2,050,707)	\$ (1,775,980)	\$ (2,281,529)
Beginning Total Fund Balance	<u>\$ 27,611,178</u>	<u>\$ 27,240,703</u>	<u>\$ 27,240,703</u>	<u>\$ 25,464,723</u>
Ending Total Fund Balance	<u>\$ 27,240,703</u>	<u>\$ 25,189,996</u>	<u>\$ 25,464,723</u>	<u>\$ 23,183,194</u>

The Debt Service Fund is used to account for the accumulation of resources for payment of general long-term debt principal and interest.

### **ENTERPRISE FUNDS**

The Enterprise Funds are used to account for ongoing activities which are similar to those often found in the private sector. Their measurement focus is based upon determination of net income. The operations of the various food service centers, bookstores, child care, and other activities which complement the basic educational objectives of the District (i.e., instructional related resale accounts, videoconferences and workshops) are accounted for in the Enterprise Funds. The services are provided primarily through user charges. The television operations accounted for include user charges, grants from the Corporation for Public Broadcasting, and other support, as well as the operating expenses.

## Enterprise Fund

### Fund Description

Enterprise Funds are used to account for operations where the cost of providing goods or services to students, district staff, faculty, or the general public on a continuing basis is financed or recovered primarily through user charges or where the District Board has decided that periodic determination of revenues, expenses, or net income is appropriate.

These operations include Bookstore, Food Service, Child Care, Milwaukee PBS, and Other Enterprise Funds. The Other Enterprise Funds consist of the following operations: MATC Parking Structure, MATC Student Housing, joint enterprise instructional operation areas such as Food Service, Barber/Cosmetology, and multiple other operations.

As required by Wisconsin Technical College System Board regulations, business plans have been prepared for each enterprise fund.

### Enterprise Activities

- The MATC **Bookstore** anticipates strong results for FY 2026-27. To support student success, the Bookstore will continue collaborating with partners such as the MATC Foundation, Fast Fund, Second Chance Pell, and Workforce Solutions to provide financial assistance for course materials.

While inclusive access (IA) revenue is growing, sales of traditional higher-margin textbooks continue to decline. To offset this, the Bookstore is expanding its inventory of non-textbook materials and general merchandise. The FY 2026-27 plan includes a wider selection of branded apparel, reference materials, technology products, and school supplies.

Furthermore, the Bookstore will expand its footprint by selling general merchandise at the S Building convenience store and at campus events like graduation. Finally, the Bookstore aims to reduce operating expenses through optimized labor costs and improved inventory management.

- **Food Service (Cafeteria)** continues to experience growth in participation and anticipates further increases in FY 2026-27, aligned with projected enrollment growth, staff expansion, and the activation of additional service stations. Menu enhancements have been implemented, including an extended eight-week entrée cycle and rotating pop-up specials at both the grill and pizza/pasta stations. These improvements are designed to enhance customer satisfaction and perceived value, contributing to overall student retention.

The department continues to aggressively promote the meal plan program, which achieved record participation levels in the past year. Marketing efforts will also target

increased traffic in both the Coffee Shop and Café locations. Opportunities for revenue growth are being explored through expansion of summer operations and enticing off campus guests, which are viewed as a key area for development. Additionally, the department is looking to add an option for Kosher meal availability, which fills a need not only for our students but the downtown community as well.

The convenience store has demonstrated strong revenue potential and high levels of student satisfaction, particularly due to its evening availability after cafeteria hours. Efforts are underway to expand offerings and enable students and staff to use FoodShare benefits at this location. We have brought some bookstore merchandise into the convenience store, including basic necessities and MATC spirit wear, which has been well received.

Collaboration with the Bookstore team is ongoing to address food service needs at the West Allis Campus following recent space adjustments. At the Oak Creek Campus, increased foot traffic has prompted adjustments in staffing levels to support demand, and additional service enhancements are being considered. Operations at the Mequon Campus remain stable, with new staff in place and ongoing engagement with students to assess evolving needs. Additionally, we have been looking to partner with an alternative vending partner, Nuvent, a pizza vending company.

Improvements to the H-Bridge and the H-Bridge Cafe are set to begin this summer with the addition of a fully stocked independent space for the cafe — convenience store meets coffee shop. It will feature expanded offerings and a fully dedicated space. Construction is currently estimated to be completed for an October opening.

At Walker's Square, Food Service is actively evaluating improvements in food access through its vending partner and is engaged in ongoing discussions about how best to meet the needs of that student population.

Overall, the Food Service team remains focused on strategic growth, service enhancement, and increased engagement, with positive expectations for continued improvement and performance in FY 2026-27.

- **Child Care Services** continues to actively pursue funding opportunities through strategic community partnerships and competitive grant programs. The department is currently concluding the fourth year of funding under the Child Care Access Means Parents in School (CCAMPIS) grant program. A new grant application competition has been authorized, and we will be submitting an application for it.

Future funding from the U.S. Department of Education and related state initiatives, which are supported through federal block grants, remains uncertain due to shifting administrative priorities at the federal level. At the state level, the Wisconsin Department of Children and Families will continue to support early childhood education providers through YoungStar Quality Rating and Improvement System (QRIS) premium payments.

Due to the department's accredited status, Child Care Services receives YoungStar funding at the highest reimbursement tier.

However, State of Wisconsin funding from the Child Care Counts Bridge payment funding concludes on June 29, 2026. This sunset will negatively impact child care centers revenue for FY 2026-27 and beyond. Despite this anticipated reduction, student enrollment has increased in calendar year 2026, with projections indicating continued growth into 2027. Loss of CCAMPIS funding could have some impact on enrollment as the out-of-pocket costs we have been covering over the past four years through the grant will need to be covered by the student's financial resources.

At the national and state levels, affordability and access to child care remain significant policy concerns. In response, Child Care Services conducts annual market rate analyses to ensure non-student tuition rates remain competitive with comparable providers in the region. Student tuition rates are subsequently established as a percentage of the non-student rate structure.

Staffing shortages continue to constrain the department's ability to maximize revenue generation. While incremental improvements in recruitment and retention have been realized, vacant positions may continue to limit the number of available, revenue-generating child care slots in 2027.

Increased costs for consumable supplies are exerting additional pressure on the department's operating budget. While less than 5% of the proposed total budget is allocated to non-personnel operating expenses, the rising cost of goods necessitates continued efforts to limit spending and seek out the best pricing. If we are not awarded a new CCAMPIS grant, the loss of that funding will negatively impact budget areas like the equipment, supplies, and children's books.

- During FY 2026-27, **Milwaukee PBS** will increase community partnerships in order to produce more local stories about the people, places, culture, and history of Milwaukee and southeastern Wisconsin. There will also be a focused, consistent approach to how Milwaukee PBS uses YouTube and other platforms, which will bring in audiences that don't watch broadcasts.

Irish Fest will be offered live on YouTube as well as pieces from the festival's almost 50-year archive. As the country's 250th anniversary approaches, we'll celebrate by sharing our production of the Milwaukee Symphony Orchestra's "America the Beautiful." This program will feature many musical genres, including gospel, blues, and jazz, along with Native American drumming and spoken word actors. "Field Notes," a new short series, will premiere in the fall and feature plants, animals, and insects native to Wisconsin. "The Making of Black Milwaukee" is being produced by John Gurda to roll out early in the fiscal year. Milwaukee PBS will work with the Milwaukee Historical Society for this project offering educational curriculum for teachers to use in classrooms.

Ongoing series include: the 34th season of “Black Nouveau,” the 27th season of “Adelante,” the 13th season of “The Arts Page,” and the fourth collection of “Rhythm Café MKE.” The station is also committed to its long-standing coverage of the Juneteenth celebration and parade, now in its 54th year, making it one of the oldest such celebrations in the country.

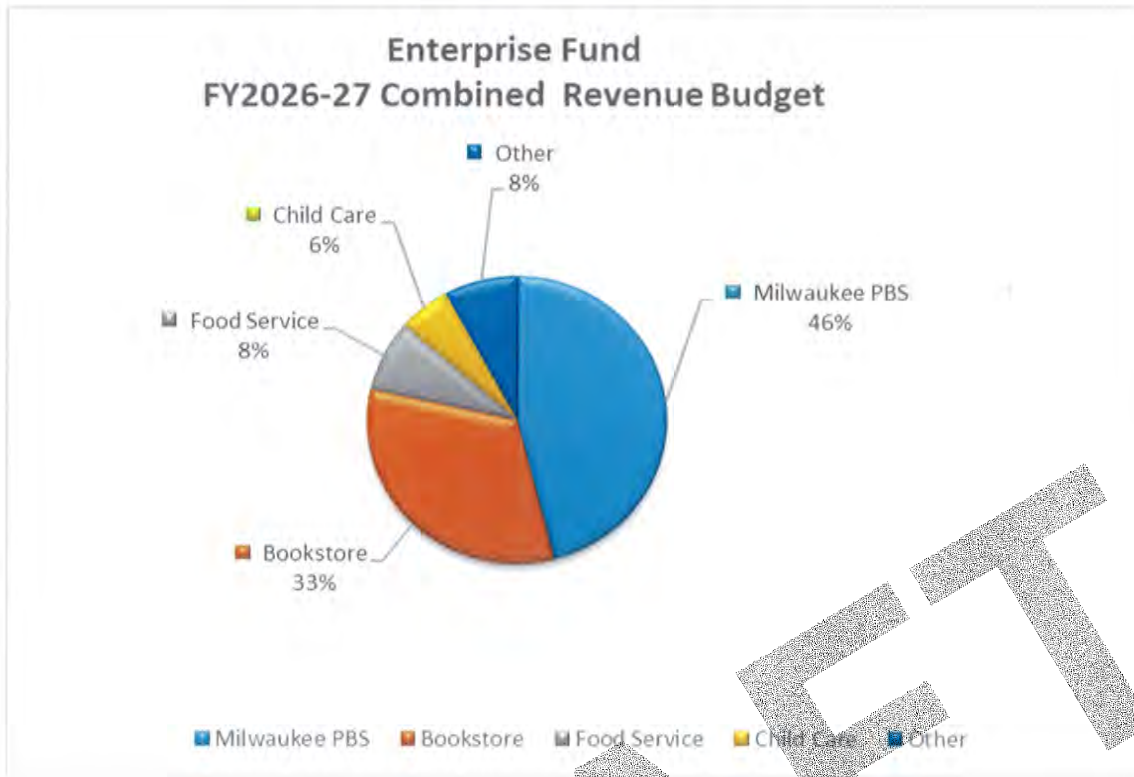
The station will continue to host special events, such as Be My Neighbor Day, various children’s educational literacy initiatives with local partners, and community screenings with discussions afterwards on topics relevant to area audiences.

- MATC will allocate \$2,981,529 of tax levy to Milwaukee PBS for its debt service (principal and interest) payment.
- \$1,700,000 in funding will be provided by MATC bond issuance for Milwaukee PBS capital equipment.

### Enterprise Analysis

For FY 2026-27, the Enterprise Fund operational revenue budget is allocated across several functional areas. Milwaukee PBS comprises the largest portion, accounting for 46% of total Enterprise Fund revenue. The Bookstore represents 33%, followed by Food Service at 8%, Other Enterprise Fund activities at 8%, and Child Care services at 6%. This distribution reflects the relative scale and operational priorities of each enterprise activity within the District.

Revenue	Percent of Total	Revenue
Milwaukee PBS	46%	11,553,000
Bookstore	33%	8,180,990
Food Service	8%	2,003,500
Child Care	6%	1,428,240
Other	8%	1,986,859
<b>Total Operating Revenue</b>	<b>100%</b>	<b>25,152,589</b>



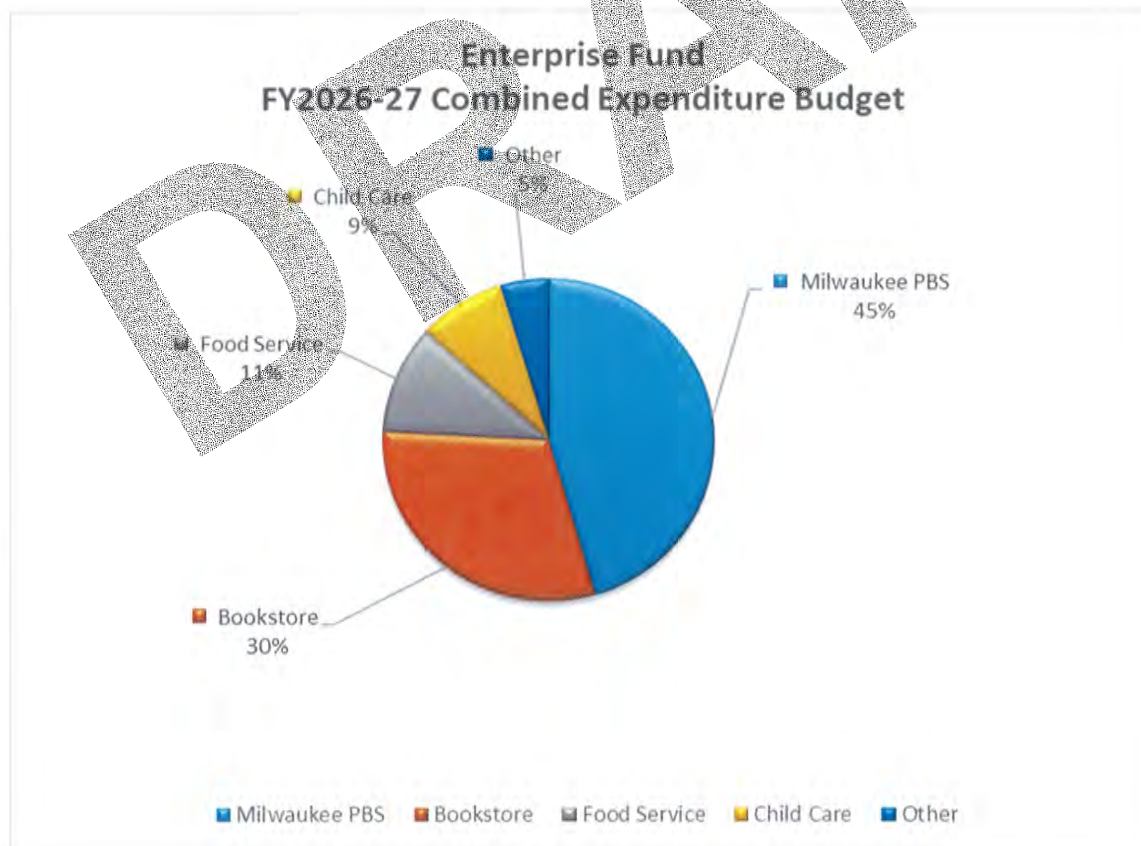
Milwaukee PBS is the largest of the Enterprise Funds and accounts for a significant portion of the overall Enterprise Fund revenue in FY 2026-27. The station’s budgeted revenue for FY 2026-27 includes a decrease of approximately \$2 million from the Corporation for Public Broadcasting (CPB) through the Community Service Grant. As of mid-2025, the Corporation for Public Broadcasting (CPB) began eliminating federal funding for PBS and NPR, following congressional action and administration policy to stop federal support for these media outlets. This move removed approximately \$1.1 billion in funding over two years, with the CPB dissolving its role as a distributor. As a response to the significant funding cuts, Milwaukee PBS increased development revenue from \$8.6 million to \$9.2 million in FY26 and additional \$1.5 million for FY27. \$10.7 million is projected from the Development Fund, which includes fundraising revenue generated through underwriting, membership pledges, and major planned giving initiatives. Milwaukee PBS also anticipates about 800,000 in investment income derived from the FCC Spectrum proceeds.

The remaining Enterprise Funds—including the Bookstore, Food Service, Child Care, and Other Enterprise activities—derive the majority of their FY 2026-27 revenue from user fees charged to students and other stakeholders.

### Enterprise Analysis

The FY 2026-27 Enterprise Fund operational expenditure budget is allocated across the various enterprise activities as follows: Milwaukee PBS accounts for 45% of total Enterprise Fund expenditures, followed by the Bookstore at 30%, Food Service at 11%, Child Care at 9%, and Other Enterprise Fund activities at 5%. This allocation reflects the operational scale, programmatic priorities, and service demands of each area within the Enterprise Fund portfolio.

Expenditure	Percent of Total	Revenue
Milwaukee PBS	45%	11,903,000
Bookstore	30%	7,968,690
Food Service	11%	2,864,200
Child Care	9%	2,247,590
Other	5%	1,221,859
<b>Total Operating Revenue</b>	<b>100%</b>	<b>26,205,399</b>



**MILWAUKEE AREA TECHNICAL COLLEGE**  
**Enterprise Fund Combined**  
**2026-27 Budgetary Statement of**  
**Resources, Uses, and Changes in Fund Balance**

	2024-25 ACTUAL	2025-26 BUDGET	2025-26 ESTIMATED	2026-27 BUDGET
<b>REVENUES:</b>				
Local Government - property taxes	\$ 3,681,390	\$ 3,664,706	\$ 3,664,706	\$ 2,981,529
Intergovernmental Revenues:				
State	364,064	255,000	265,500	291,000
Federal	55,333	45,240	33,660	52,240
Other Grants-CPB	2,072,707	-	37,980	-
Other Grants-PBS	-	-	-	-
Spectrum proceeds	-	1,177,669	-	778,000
Auxiliary revenue	19,224,401	21,372,406	20,593,667	24,031,349
Total Revenues	<u>\$ 25,397,895</u>	<u>\$ 26,515,021</u>	<u>\$ 24,595,513</u>	<u>\$ 28,134,118</u>
<b>EXPENDITURES:</b>				
Instruction	\$ -	\$ -	\$ -	\$ -
Public Services	8,409,063	10,800,243	8,647,970	11,903,000
Physical Plant	6,687,268	9,516,594	9,516,594	4,681,529
Auxiliary Services	11,540,522	12,915,369	12,749,819	14,302,339
Total Expenditures	<u>\$ 26,636,853</u>	<u>\$ 33,232,206</u>	<u>\$ 30,914,383</u>	<u>\$ 30,886,868</u>
Revenue over (under) expenditures	\$ (1,238,958)	\$ (6,717,185)	\$ (6,318,870)	\$ (2,752,750)
<b>OTHER FINANCING SOURCES (USES):</b>				
Realized Gain (loss) on investment	106,192	-	-	-
Unrealized Gain (loss) on investment	1,036,280	-	-	-
Interest income	602,409	368,347	368,347	350,000
Transfers in (out)	-	-	-	-
Debt issued	3,443,000	3,499,800	3,499,800	1,700,000
Total Resources (Uses)	<u>\$ 3,948,923</u>	<u>\$ (2,849,038)</u>	<u>\$ (2,450,723)</u>	<u>\$ (702,750)</u>
<b>TRANSFERS TO (FROM) FUND BALANCE</b>				
Retained Earnings	\$ 3,948,923	\$ (2,849,038)	\$ (2,450,723)	\$ (702,750)
Total Transfers to (From) Fund Balance	\$ 3,948,923	\$ (2,849,038)	\$ (2,450,723)	\$ (702,750)
Beginning Total Fund Balance	\$ 17,920,173	\$ 21,869,096	\$ 21,869,096	\$ 19,418,373
Ending Total Fund Balance	<u>\$ 21,869,096</u>	<u>\$ 19,020,058</u>	<u>\$ 19,418,373</u>	<u>\$ 18,715,623</u>

**INTERNAL SERVICE FUND**

An Internal Service Fund is used to account for the financing of goods or services provided by one department or agency to other departments or agencies on a cost-reimbursement basis. An Internal Service Fund is used to account for all collections and claim payments of the District's health, dental, property, general liability, and workers compensation self-insurance program.

## **Internal Service Fund**

### **Fund Description**

The Internal Service Fund is used to account for the financing and related financial activities of goods and services provided by one department of the MATC District to other departments of the district, or to other governmental units on a cost reimbursement basis.

MATC's Internal Service Fund is used to account for all health and dental insurance transactions. This fund tracks all activities on a cost-reimbursement basis for health and dental services (claims) for the entire District. MATC became fully self-insured as of July 1, 2016.

MATC joined the WTCS Consortium in FY 2019-20 for both health and stop-loss insurance and anticipates continued savings from pooling risk with eight other technical colleges.

### **Analysis**

Revenues and expenditures in the Internal Service Fund are expected to be \$41,500,000, which is a 12% increase from FY2025-26. The Fund Balance is estimated to remain unchanged (\$4,204,251).

DRAFT

**MILWAUKEE AREA TECHNICAL COLLEGE**  
**Internal Service Fund**  
**2026-27 Budgetary Statement of**  
**Resources, Uses, and Changes in Fund Balance**

	<b>2024-25 ACTUAL</b>	<b>2025-26 BUDGET</b>	<b>2025-26 ESTIMATED</b>	<b>2026-27 BUDGET</b>
<b>REVENUES:</b>				
Auxiliary	\$ 35,540,729	\$ 37,000,000	\$ 36,000,000	\$ 41,500,000
Total Revenues	<u>\$ 35,540,729</u>	<u>\$ 37,000,000</u>	<u>\$ 36,000,000</u>	<u>\$ 41,500,000</u>
<b>EXPENDITURES:</b>				
Auxiliary Services	\$ 35,540,729	\$ 37,000,000	\$ 36,000,000	\$ 41,500,000
Total Expenditures	<u>\$ 35,540,729</u>	<u>\$ 37,000,000</u>	<u>\$ 36,000,000</u>	<u>\$ 41,500,000</u>
Revenue over (under) expenditures	-	-	-	-
<b>OTHER FINANCING SOURCES (USES):</b>				
Transfers in (out)	-	-	-	-
Total Resources (Uses)	<u>\$ -</u>	<u>\$ -</u>	<u>\$ -</u>	<u>\$ -</u>
<b>TRANSFERS TO (FROM) FUND BALANCE</b>				
Designated for Self Insurance	\$ -	\$ -	\$ -	\$ -
Total Transfers to (From) Fund Balance	\$ -	\$ -	\$ -	\$ -
Beginning Total Fund Balance	<u>\$ 4,204,251</u>	<u>\$ 4,204,251</u>	<u>\$ 4,204,251</u>	<u>\$ 4,204,251</u>
Ending Total Fund Balance	<u>\$ 4,204,251</u>	<u>\$ 4,204,251</u>	<u>\$ 4,204,251</u>	<u>\$ 4,204,251</u>

The Internal Service Funds are used to account for the District's self-insurance risk exposure, which included payments for health and dental.

**DRAFT**

**SECTION III**

**SUPPLEMENTAL DATA**

**MILWAUKEE AREA TECHNICAL COLLEGE**  
**Position Summary - FTE Basis <sup>(1)</sup>**

**2026-27**

Category	2024-25 Actual	2025-26 Estimated	Special				TOTAL
			General Fund	Revenue Funds	Proprietary Fund	Fiduciary Fund	
Administrators/Managers/ Executives	147	144	122	2	14	2	140
Faculty	522	521	502	4	0	0	506
Sub-Total Educational	669	665	624	6	14	2	646
Other Staff	684	672	485	49	109	14	657
<b>Total</b>	<b>1,353</b>	<b>1,337</b>	<b>1,109</b>	<b>55</b>	<b>123</b>	<b>16</b>	<b>1,303</b>

<sup>(1)</sup> Based on authorized full-time positions (includes vacancies)

**MILWAUKEE AREA TECHNICAL COLLEGE DISTRICT**

**Student and Campus Statistics**

District Students

The median age of our students is 29 years, and they represent a variety of backgrounds. Our graduates have about 84% employment rate, and approximately 75% of our students are employed within the program area from which they graduated.

District Campuses

In addition to the main campus in Milwaukee, the District also operates three other campuses as well. These locations and square footages are summarized as follows:

(Unaudited)

Campus	Location	Under Roof Square Footage
Milwaukee Campus	700 West State Street Milwaukee, WI 53233	2,006,431
Mequon Campus	5555 West Highland Rd Mequon, WI 53092	208,918
Oak Creek Campus	6665 South Howell Ave Oak Creek, WI 53154	358,303
West Allis Campus	1200 South 71st Street West Allis, WI 53214	180,365
Total for District		<u>2,754,017</u>

Prepared by District Staff from information supplied by departments of Finance, Construction Services, and Institutional Research.

**MILWAUKEE AREA TECHNICAL COLLEGE  
Property Tax Levies, Equalized Value and Tax Rates  
Historical Comparisons  
Fiscal Years 2018-2027**

Year	Total Property Tax Levy-All Funds <sup>(3)</sup>		Equalized Value of Taxable Property <sup>(1)</sup>		Total Property Tax	
	Amount \$	Percent Change	Amount \$	Percent Change	Rate <sup>(2)</sup>	Percent Change
2017	\$ 90,150,730	2.6%	\$ 71,560,793,961	2.4%	1.26	0.20%
2018	\$ 91,639,040	1.7%	\$ 72,879,221,796	1.8%	1.26	-0.19%
2019	\$ 92,746,924	1.2%	\$ 75,676,549,719	3.8%	1.23	-2.53%
2020	\$ 93,965,582	1.3%	\$ 79,415,980,799	4.9%	1.18	-3.46%
2021	\$ 95,626,532	1.8%	\$ 83,111,403,922	4.7%	1.15	-2.76%
2022	\$ 91,160,828	-4.7%	\$ 90,311,455,530	8.7%	1.01	-12.27%
2023	\$ 91,477,140	0.3%	\$ 101,665,383,175	12.6%	0.90	-10.86%
2024	\$ 93,113,949	1.8%	\$ 111,287,755,416	9.5%	0.84	-7.01%
2025	\$ 95,102,977	2.1%	\$ 118,785,093,667	6.7%	0.80	-4.31%
2026	\$ 94,734,852	-0.4%	\$ 124,159,514,059	4.5%	0.76	-4.70%
2027	\$ 95,734,852	1.1%	\$ 124,159,514,059	0.0%	0.77	1.06%

(1) Due to varying assessment policies in the municipalities contained in the District, the District uses equalized value of taxable property for tax levy purposes. This equalized value of property approximates estimated actual (full) value of taxable property. Beginning January 1, 2000, the value of agricultural land is reflected at its use value rather than its market value.

(2) District property tax rates are shown per \$1,000 of equalized value.

(3) Levy is proposed; equalized value is projected, with final value to be determined in fall of 2024. It is important to note that the 2013 Wisconsin Act 145 (the "Act") was signed into law by Wisconsin's Governor on March 24, 2014. The Act shifted a portion of funding for technical college districts in the State from property taxes levied by the districts to a State aid payment by replacing approximately \$60.4 million (for the MATC district) of property tax levies with a State payment beginning in 2015.

**MILWAUKEE AREA TECHNICAL COLLEGE DISTRICT**

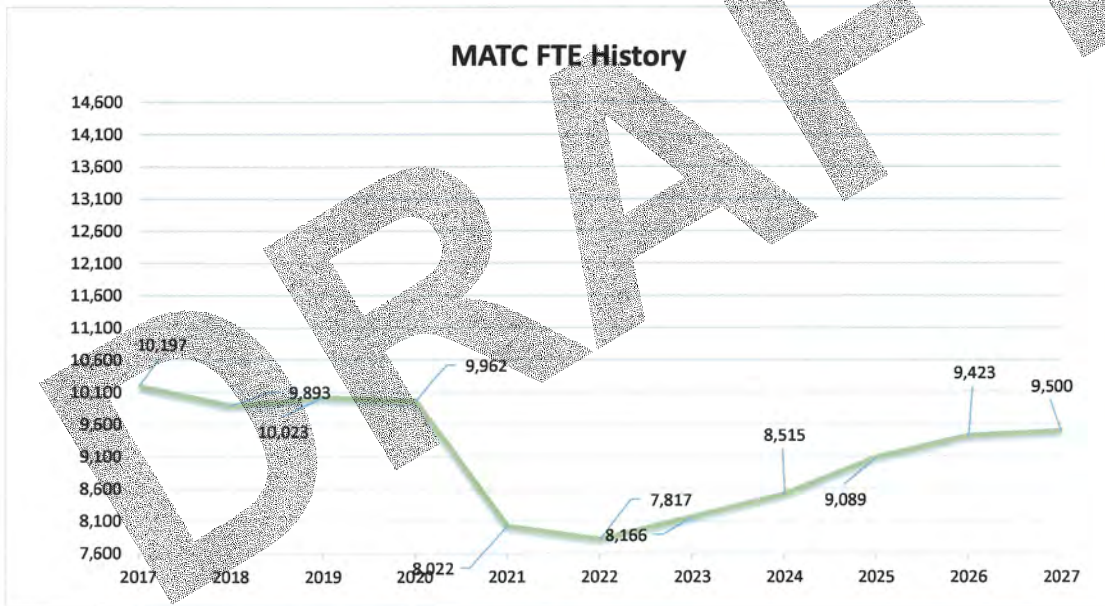
Full-Time Equivalent <sup>(1)</sup>  
Student Enrollment Statistics  
Historical Comparisons  
Fiscal Years 2018-2027  
(Unaudited)

Year	College Parallel			Vocational		Community Service	Non-Postsecondary	Total
	College Parallel	Associate Degree	Diploma	Adult	Total			
2018	2,559	5,172	890	123	4	1,145	9,893	
% of Total	26%	52%	9%	1%	0%	12%	100%	
2019	2,733	5,322	936	122	4	906	10,023	
% of Total	27%	53%	9%	1%	0%	9%	100%	
2020	2,641	5,290	982	109	3	937	9,962	
% of Total	27%	53%	10%	1%	0%	9%	100%	
2021	2,125	4,667	726	65	—	438	8,022	
% of Total	27%	53%	10%	1%	0%	9%	100%	
2022	1,807	4,439	873	80	7	611	7,817	
% of Total	23%	57%	11%	1%	0%	8%	100%	
2023	1,751	4,673	905	87	10	740	8,166	
% of Total	21%	57%	11%	1%	0%	9%	100%	
2024	1,738	4,879	961	87	11	839	8,515	
% of Total	20%	57%	11%	1%	0%	10%	100%	
2025	1,892	5,108	1,068	80	13	928	9,089	
% of Total	21%	56%	12%	1%	0%	10%	100%	
2026 <sup>(2)</sup>	1,962	5,296	1,107	82	14	962	9,423	
% of Total	21%	56%	12%	1%	0%	10%	100%	
2027 <sup>(3)</sup>	1,978	5,339	1,116	83	14	970	9,500	
% of Total	21%	56%	12%	1%	0%	10%	100%	

<sup>(1)</sup> A full-time equivalent (FTE) is equal to 30 annual student credits which is subject to State approval and audit. Beginning 2017, transcribed credit is excluded from the FTE calculation.  
<sup>(2)</sup> 2026 FTE totals are estimated.  
<sup>(3)</sup> 2027 FTE totals are budgeted.

**MILWAUKEE AREA TECHNICAL COLLEGE  
Full-Time Equivalent Student Information <sup>(1)</sup>**

	2021-22 Actual	2022-23 Actual	2023-24 Actual	2024-25 Actual	2025-26 Projected	2026-27 Budgeted
<b>FTEs by Type:</b>						
College Parallel	1,807	1,751	1,738	1,892	1,962	1,978
Associate Degree	4,439	4,673	4,879	5,108	5,296	5,339
Technical Diploma	873	905	961	1,068	1,107	1,116
Vocational/Adult	80	87	87	80	82	83
Community Service	7	10	11	13	14	14
Basic Skill	611	740	839	928	962	970
<b>Total FTEs</b>	<b>7,817</b>	<b>8,166</b>	<b>8,515</b>	<b>9,089</b>	<b>9,423</b>	<b>9,500</b>



<sup>(1)</sup> A full-time equivalent student (FTE) is equal to 30 annual student credits (subject to State approval and audit).

## MILWAUKEE AREA TECHNICAL COLLEGE

### Academic and Career Pathways

MATC's offerings cover a wide spectrum in adult education from Adult Basic Education to technical associate degree programs and many areas in between. Below are MATC's academic pathways grouped by career cluster: (A) = Associate Degree, (T) = Technical Diploma, (C) = Certificate.

#### **Business Management Academic and Career Pathway**

Students in the Business and Management Pathway will have the opportunity to earn industry-recognized certifications, technical diplomas, and associate degrees in accounting, banking and financial services, business management, marketing, human resources, entrepreneurship, real estate, hospitality and event management, office technology, medical billing, leadership development, supply chain management, transportation logistics, and more.

Whether the student's goal is to own a business, work for a corporation, a nonprofit organization, or a small startup — or to develop the necessary abilities to advance and expand leadership influence — the Business and Management Pathway will equip them with the skills, tools, experience, and confidence to succeed.

<https://www.matc.edu/course-catalog/business-management>

- Accounting (A)
- Accounting Assistant (T)
- Accounting Bookkeeper Trainee (C)
- Administrative Support Specialist (T)
- Banking and Financial Services (A)
- Bilingual Office Assistant (T)
- Business Analyst (A)
- Business Management (A)
- Business Management (T)
- Business Management Trainee (C)
- Digital Marketing and Integrated Communication (T)
- Entrepreneurship (T)
- Entrepreneurship (C)
- Event Management (A)
- Financial Services (T)
- Financial Services Trainee (C)
- Foundations of Lodging and Hospitality Management (T)
- Hospitality Management (A)
- Human Resources (A)
- Leadership Development (A)
- Marketing (A)
- Medical Admin Specialist (T)
- Medical Billing and Reimbursement Specialist (T)
- Office Technology Assistant (T)

### Academic and Career Pathways (cont.)

- Property Management (C)
- Real Estate (A)
- Real Estate Broker Associate (T)
- Real Estate Salesperson (C)
- Sales and Customer Experience (T)
- Special Event Management (T)
- Supply Chain Management (A)
- Supply Management (T)
- Transportation – Logistics (T)

### Community and Human Services Academic and Career Pathway

The Community and Human Services Pathway has programs to help students gain the skills needed to begin an exciting career. MATC's academic programs train and educate the service-related professionals who provide the lifeblood of a thriving community. Our graduates serve our communities in the areas of firefighting, criminal justice, emergency medical services, and human services. They work in barbershops, salons, spas, early childhood education centers, laboratories, legal offices, funeral homes, and many other settings. With input from local employers, MATC's courses are designed to ensure students receive high-quality, career-focused training with the most up-to-date equipment and facilities. Instructors are dedicated professionals with years of experience in their respective fields.

<https://www.matc.edu/course-catalog/community-human-services>

- Aesthetician (T)
- Aesthetician Skin Care Therapist (A)
- Barber (T)
- Child Care Services (T)
- Cosmetology (T)
- Criminal Justice Studies (A)
- Early Childhood Education (A)
- Emergency Medical Technician (T)
- Emergency Medical Technician – Paramedic (T)
- Fire Protection Technician (A)
- Funeral Service (A)
- Human Service Associate (A)
- Legal Studies/Paralegal (A)
- Nail Technician (T)
- Paramedic Technician (A)
- Post-Baccalaureate Legal Studies/Paralegal (T)
- Preschool (C)

**Academic and Career Pathways (cont.)****Creative Arts, Design and Media Academic and Career Pathway**

The Creative Arts, Design and Media Pathway provides comprehensive education and training in the arts to prepare students for a career or to transfer to four-year colleges and universities. Our mission is to educate students to deliver their talents and skills through coursework that supports exploration and practical application toward creative industry careers that unify our diverse community.

Students in the Creative Arts, Design and Media Pathway will discover their artistic expression through the guidance of our talented faculty of industry professionals. This Pathway is for students with passion in animation, gaming, visual media, cooking, baking, music, design, photography, or broadcasting. MATC has a program to help students gain the skills they need to begin an exciting career.

<https://www.matc.edu/course-catalog/creative-arts-design-media>

- Animation (A)
- Audio Engineer (T)
- Audio Production (A)
- Baking and Pastry Arts (A)
- Baking Production (T)
- Computer Simulation and Gaming (A)
- Culinary Arts (A)
- Culinary Assistant (T)
- Digital Content Creation (A)
- Digital Imaging (T)
- Food Service Assistant (T)
- Front-End Web Developer (T)
- Graphic Design (A)
- Interior Design (A)
- Music Occupations (A)
- Photography (A)
- Production Artist (T)
- Television & Video Production (A)
- TV/Video Field Production Assistant (T)
- TV/Video Studio Production Assistant (T)
- Unity Developer (T)
- Web & Digital Media Design (A)

## Academic and Career Pathways (cont.)

### General Education Academic and Career Pathway

The General Education Academic and Career Pathway is MATC's largest and most diverse Academic and Career Pathway. MATC offers unparalleled academic and career course combinations in the liberal arts and sciences — the foundation for all academic and career paths. General Education fosters educational excellence and interdisciplinary inquiry through our unique blend of course options in the humanities, natural sciences, and social sciences. General Education students have access to choose, explore, and sculpt a personalized and individually powerful learning experience suited for their desired academic and/or career paths. General Education courses will help transform our students into socially aware, critically thinking global citizens who strive to bring about positive change in their communities and beyond.

The Pathway's diversity and dynamism serve as an incubator for continued growth and development in many fields, including business administration, health sciences, manufacturing, human services, technology, engineering, mathematics, chemical technology, chemistry, physical, health and wellness, psychology, economics, social sciences, and historical and global studies. We cover the whole spectrum for our students to jump start their journey to a four-year university or college.

<https://www.matc.edu/course-catalog/general-education>

- Associate of Arts: Art (A)
- Associate of Arts: Accelerated Online (A)
- Associate of Arts: Communication (A)
- Associate of Arts: Community Engagement (A)
- Associate of Arts: Global Studies (A)
- Associate of Arts: Liberal Arts and Sciences Four-Year College Transfer Program (A)
- Associate of Arts: Spanish (A)
- Associate of Arts: Teacher Education (A)
- Associate of Science: Chemical Technology (A)
- Associate of Science: Economics (A)
- Associate of Science: Food Science Technology (A)
- Associate of Science: Liberal Arts and Sciences Four-Year College Transfer Program (A)
- Associate of Science: Psychology (A)
- Individualized Technical Studies (A)

## Academic and Career Pathways (cont.)

### Healthcare Academic and Career Pathway

These programs prepare students to be healthcare providers with the necessary leadership skills to strengthen the health and well-being of our community. MATC has a state-of-the-art dental clinic, simulation labs, food science kitchen, and many other impressive spaces where students can grow both personally and professionally.

<https://www.matc.edu/course-catalog/healthcare/index.html>

- Anesthesia Technology (A)
- Cardiovascular Technology – Echocardiography (A)
- Cardiovascular Technology – Invasive (A)
- Community Health and Nutrition Navigator (A)
- Dental Assistant (T)
- Dental Hygiene (A)
- Diagnostic Medical Sonography (A)
- Dietary Manager (C)
- EKG Technician (C)
- Enhanced Yoga Instructor (T)
- Health Information Technology (A)
- Health Unit Coordinator (T)
- Healthcare Customer Service (C)
- Healthcare Services Management (A)
- Integrative Health (A)
- LPN to ADN Progression (A)
- Medical Assistant (T)
- Medical Coding Specialist (T)
- Medical Interpreter (T)
- Medical Laboratory Technician (A)
- Nursing Assistant (T)
- Nutrition and Dietetic Technician (A)
- Occupational Therapy Assistant (A)
- Pharmacy Technician (T)
- Phlebotomy (T)
- Physical Therapist Assistant (A)
- Practical Nursing (T)
- Radiography (A)
- Registered Nursing (A)
- Respiratory Therapy (A)
- Surgical Technologist (A)

### Manufacturing, Construction and Transportation Academic and Career Pathway

MATC's Manufacturing, Construction and Transportation Pathway encompasses several skilled trades and prepares students for their careers. We focus on the student's achievement, providing

### Academic and Career Pathways (cont.)

a supportive learning environment. Students will work with MATC's diverse industry-expert faculty and other industry professionals to acquire current, in-demand skills. Programs in this Pathway lead to careers related to manufacturing; the building, plumbing, and electrical work in residential, commercial, and industrial structures; and the maintenance and repair of appliances, building systems, automobiles, aircraft, and diesel trucks.

<https://www.matc.edu/course-catalog/manufacturing-construction-transportation>

- Air Conditioning and Refrigeration Technology (A)
- Architectural Woodworking/Cabinetmaking (T)
- Auto Collision Repair and Finish Technician (T)
- Automotive Express Lube Technician (C)
- Automotive Maintenance Technician (T)
- Automotive Technology – Comprehensive (A)
- Automotive Technology Maintenance Light Repair (T)
- Aviation Maintenance Technician – General (C)
- Aviation Technician – Airframe (T)
- Aviation Technician – Powerplant (T)
- Boiler Operator (C)
- Bricklaying (T)
- Building Automated Systems Technician (T)
- Carpentry (T)
- Computer Numerical Control (CNC) Technician (T)
- CNC Setup and Operations (C)
- CNC Swiss Multi-Axis Machining (T)
- Dental Technician (T)
- Diesel and Powertrain Servicing (T)
- Electrical Power Distribution (T)
- Electricity (T)
- Industrial Maintenance Technician (A)
- Landscape Horticulture (A)
- Landscape Horticulture Technician (T)
- Machine Tool Operations (T)
- Power Engineering and Boiler Operator (T)
- Preparatory Plumbing (T)
- Refrigeration, Air Conditioning and Heating Service Technician (T)
- Technical Studies: Apprentice (A)
- Tool and Die Making (T)
- Truck Driving (T)
- Welding (T)
- Welding Fundamentals (C)
- Welding Technology (A)

## Academic and Career Pathways (cont.)

### STEM (Science, Technology, Engineering, and Mathematics) Academic and Career Pathway

The certificates, technical diplomas and associate degrees in this Pathway will prepare students for a professional career in their chosen STEM (science, technology, engineering, mathematics) field. According to the U.S. Bureau of Labor Statistics, the projected growth rate for STEM fields through 2026 is 10.8%, with 93 of 100 STEM occupations earning wages above the national average. MATC's students can explore their passion in STEM, experiencing hands-on learning with industry-expert faculty. Each course within your program is designed to strengthen your skills in thinking critically and analytically to solve problems. They will experience real-world learning applicable to specific STEM professions, with a supportive, team approach to learning. STEM programs are aligned with industry trends focused on changes in technology, equipment, software, and instruction methods.

<https://www.matc.edu/course-catalog/stem>

- Architectural Technology (A)
- Biomedical Electronics Technology (A)
- Biotechnology Laboratory Technician (A)
- Chemical Technician (A)
- Civil Engineering Technology (A)
- Computer Electronics Technology (A)
- Electronic Engineering Technology (A)
- Electronic Engineering Technology (BSEE Transfer) (A)
- Electronic Technology-Automation (A)
- Electronics Technician Fundamentals (T)
- Environmental Health and Water Quality Technology (A)
- Food Science Technology (A)
- IT Computer Support Specialist (A)
- IT Computer Support Technician (T)
- IT Cybersecurity Specialist (A)
- IT Digital Forensics Analyst (T)
- IT Help Desk Support Specialist (T)
- IT Network Specialist (AI, Cloud and Virtualization) (A)
- IT Network Specialist (AI, Cloud and Virtualization) – Online Accelerated (A)
- IT Networking and Infrastructure Administration (T)
- IT User Support Technician (T)
- IT Web and Software Developer (A)
- Level 2-Service Center Technician (C)
- Mechanical and Computer Drafting (T)
- Mechanical Design Engineering Technology (A)
- Microsoft Enterprise Desktop Support Specialist (C)
- Science Processing Technician (T)
- Service Center Technician (C)
- Surveying and Mapping (T)
- Water Technician (C)

**MILWAUKEE AREA TECHNICAL COLLEGE**  
**Equalized Value and Tax Levy Distribution by Municipality**  
**Fiscal Year 2026-27**

	TAXABLE EQUALIZED VALUATION <sup>(1)</sup>	PERCENT OF TOTAL	TOTAL TAX LEVY
<u>Milwaukee County:</u>			
Village of Bayside	\$ 1,007,108,100	0.811140%	776,544
Brown Deer	1,435,335,700	1.156042%	1,106,735
Fox Point	1,676,922,100	1.350619%	1,293,013
Greendale	2,171,881,100	1.749267%	1,674,658
Hales Corners	1,027,009,900	0.827170%	791,890
River Hills	685,974,800	0.552495%	528,930
Shorewood	2,371,268,000	1.909856%	1,828,398
West Milwaukee	473,819,600	0.381622%	365,345
Whitefish Bay	3,659,001,500	2.947017%	2,821,322
City of Cudahy	1,968,130,900	1.585163%	1,517,554
Franklin	6,877,855,200	5.539531%	5,303,262
Glendale	2,451,913,900	1.974810%	1,890,581
Greenfield	4,557,063,700	3.670330%	3,513,785
Milwaukee	44,286,349,300	35.668913%	34,147,581
Oak Creek	5,540,115,900	4.462095%	4,271,780
St. Francis	886,684,600	0.714150%	683,690
South Milwaukee	1,978,096,900	1.593190%	1,525,238
Wauwatosa	9,492,444,900	7.645362%	7,319,276
West Allis	6,050,805,600	4.873413%	4,665,554
<u>Ozaukee County:</u>			
Town of Belgium	191,890,588	0.154552%	147,960
Cedarburg	1,638,764,200	1.319886%	1,263,591
Fredonia	188,453,019	0.151783%	145,309
Grafton	1,127,753,900	0.908310%	869,570
Port Washington	358,868,500	0.289038%	276,710
Saukville	410,455,200	0.330587%	316,487
Village of Bayside	41,381,100	0.033329%	31,907
Fredonia	306,867,700	0.247156%	236,614
Grafton	2,288,809,000	1.843442%	1,764,817
Newburg	10,751,200	0.008659%	8,290
Saukville	703,754,100	0.566814%	542,639
Thiensville	591,447,500	0.476361%	456,043
City of Cedarburg	2,446,546,200	1.970486%	1,886,442
Mequon	7,215,292,500	5.811309%	5,563,448
Port Washington	1,817,620,400	1.463940%	1,401,500
<u>Washington County:</u>			
Town of Germantown	42,585,600	0.034299%	32,836
Jackson	291,593,277	0.234854%	224,837
Polk	110,190,735	0.088749%	84,964
Richfield	4,031,036,300	3.246659%	3,108,184
Village of Germantown	128,948,011	0.103857%	99,427
Jackson	1,103,685,246	0.888925%	851,011
City of Milwaukee	1,299,800	0.001047%	1,002
<u>Waukesha County:</u>			
City of Milwaukee	13,266,700	0.010685%	10,229
New Berlin	500,471,583	0.403088%	385,895
	<u>\$ 124,159,514,059</u>	<u>100%</u>	<u>\$ 95,734,852</u>

<sup>(1)</sup> Source: Wisconsin Department of Revenue, as of October, 2025. Valuation is assumed to remain constant for FY26-27 budgetary purposes.

**MILWAUKEE AREA TECHNICAL COLLEGE DISTRICT**  
 Demographic Statistics for Milwaukee and Ozaukee Counties

Historical Data 2016-2025

Year	Population <sup>1</sup>	Number of Households <sup>2</sup>	Income per Capita (2016 Dollars) <sup>3</sup>	Median Age (Milwaukee County) <sup>4</sup>	Median Age (Ozaukee County) <sup>4</sup>	School Enrollments		Annual Graduates (Public and Private) <sup>7,8</sup>	Annual Unemployment Rate <sup>9</sup>
						(Public <sup>5</sup> and Private <sup>6</sup> )			
2016	1,043,384	416,735	\$59,549	34.7	44.0	194,231	8,559	5.0%	
2017	1,039,018	411,997	\$62,034	35.0	44.4	192,510	8,862	3.9%	
2018	1,037,348	420,542	\$63,803	35.1	44.3	191,531	9,006	3.8%	
2019	1,034,947	419,460	\$64,346	35.2	44.3	191,133	9,012	3.9%	
2020	1,030,237	419,869	\$67,458	35.0	44.0	189,930	11,069	8.1%	
2021	1,017,325	425,578	\$71,066	35.4	43.7	184,016	10,503	5.1%	
2022	1,014,551	427,557	\$67,198	35.5	44.4	183,897	10,536	3.4%	
2023	1,015,087	426,195	\$67,322	35.7	44.3	181,238	10,572	3.3%	
2024	1,017,988	435,511	\$68,361	35.7	44.3	182,114	11,055	3.6%	
2025	1,018,562					181,482		3.9%	

<sup>1</sup>U.S. Census Bureau, Population Estimates: 2015 (2010-2025)

Annual Estimates of the Resident Population: April 1, 2010 to July 1, 2020

Source: U.S. Census Bureau, Population Division

Release Dates: For the United States, regions, divisions, states, and Puerto Rico Commonwealth, December 2016. For counties, municipalities, metropolitan statistical areas, micropolitan statistical areas, metropolitan divisions, and combined statistical areas, May 2020.

<sup>2</sup>U.S. Census Bureau, American Community Survey, Table S1101, 1-year files (2010-2019, 2021-2025), 5-year files (2020)

<sup>3</sup>U.S. Bureau of Economic Analysis, Local Area Personal Income, Personal income per capita personal income, and population (CA 1-3). Inflation Adjusted using BLS CPI

<sup>4</sup>U.S. Census Bureau, American Community Survey, Table B01002, 1-year files

<sup>5</sup>Wisconsin Department of Instruction (DPI), WISEDash Data Files, [http://wise.dpi.wi.gov/wise\\_dash\\_downloadfiles/type](http://wise.dpi.wi.gov/wise_dash_downloadfiles/type)

<sup>6</sup>Wisconsin Department of Instruction (DPI), Private (non-Public) School Enrollment Data

<sup>7</sup>Wisconsin Department of Instruction (DPI), Legacy data files (2006-2009), WISE dash Data Files (2010-2024) (4yr completions), [http://wise.dpi.wi.gov/wise\\_dash\\_downloadfiles/type](http://wise.dpi.wi.gov/wise_dash_downloadfiles/type)

<sup>8</sup>Wisconsin Department of Instruction (DPI), Public School Graduates only (2010-2024), Public and Private School Graduates (2020-2024)

<sup>9</sup>Wisconsin Department of Workforce Development, Bureau of Workforce Training, Local Area Unemployment Statistics

<sup>10</sup> Data not available

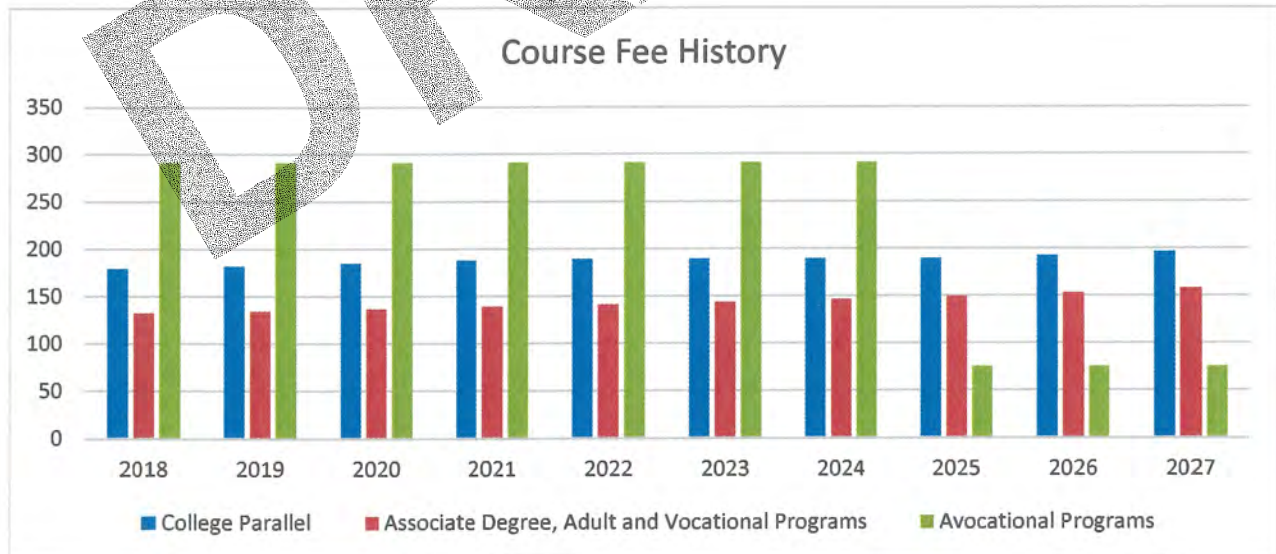
**MILWAUKEE AREA TECHNICAL COLLEGE**  
**Course Fee History**  
**Historical Comparisons**  
**Fiscal Years 2018 - 2027**

Year	College Parallel	Percent Change	Associate Degree, Adult, and Vocational Programs	Percent Change	Avocational Programs	Percent Change
	\$		\$		\$	
2018	178.80	1.4%	132.20	1.4%	291.00	0.0%
2019	181.50	1.5%	134.20	1.5%	291.00	0.0%
2020	184.60	1.7%	136.50	1.7%	291.00	0.0%
2021	187.85	1.76%	138.90	1.76%	291.00	0.0%
2022	188.90	0.56%	141.00	1.51%	291.00	0.0%
2023	188.90	0.00%	143.45	1.74%	291.00	0.0%
2024	188.90	0.00%	146.20	1.92%	291.00	0.00%
2025	188.90	0.00%	149.50	2.26%	75.00	-74.23%
2026	192.20	1.75%	152.85	2.24%	75.00	0.00%
2027	196.05	2.00%	157.45	3.00%	75.00	0.00%

**NOTES:**

All amounts are per-credit charges.

College Parallel and Associate Degree, Adult, and Vocational Program fees are established by the Wisconsin Technical College System Board. Avocational fees are established by the District Board to cover 100% of instructional cost.



**MILWAUKEE AREA TECHNICAL COLLEGE  
Program Graduate Follow-Up Statistics <sup>(1)</sup>**

**Historical Comparisons  
Fiscal Years 2016-2025**

Year	Number of Graduates	Number of Follow-up Respondents	Total Number Available for Employment	Percent Employed <sup>(2)</sup>	Percent Employed in Related Occupation	Percent Employed in District
2016	2,543	1,514	1,347	91.5%	72.3%	74.6%
2017	2,418	1,525	1,241	92.4%	72.3%	70.7%
2018	2,413	1,173	1,063	93.9%	74.5%	74.3%
2019	2,430	1,418	1,147	94.3%	73.3%	71.5%
2020	1,714	1,086	752	85.5%	62.2%	71.5%
2021	2,066	1,221	821	92.6%	67.9%	76.4%
2022	2,027	1,271	896	90.3%	78.2%	48.8%
2023	2,303	1,290	726	88.8%	72.9%	70.5%
2024	2,555	966	723	86.3%	76.9%	73.6%
2025	2,794	1,181	836	83.7%	75.3%	70.9%

<sup>(1)</sup> Based on survey of district graduates conducted approximately six months after graduation; Statistics only include graduates of the district's post-secondary vocational-technical programs.

<sup>(2)</sup> Percent computed based upon WTCS standard of Employed / Available for Employment

**MILWAUKEE AREA TECHNICAL COLLEGE**  
**Special Revenue Fund - Non-Aidable (Student Financial Aid Activities)**  
**2026-27 Budgetary Statement of**  
**Resources, Uses, and Changes in Fund Balance**

	2024-25 ACTUAL	2025-26 BUDGET	2025-26 ESTIMATED	2026-27 BUDGET
<b>REVENUES:</b>				
Intergovernmental revenues:				
State	\$ 6,517,580	\$ 7,376,200	\$ 7,376,200	\$ 6,229,900
Federal	32,177,504	29,393,686	29,393,686	33,557,953
Other Institutional	3,506,446	5,440,000	5,440,000	4,310,000
Total Revenues	<u>\$ 42,201,530</u>	<u>\$ 42,209,886</u>	<u>\$ 42,209,886</u>	<u>\$ 44,097,853</u>
<b>EXPENDITURES:</b>				
Student Services	\$ 40,681,969	\$ 42,209,886	\$ 42,209,886	\$ 44,097,853
Total Expenditures	<u>\$ 40,681,969</u>	<u>\$ 42,209,886</u>	<u>\$ 42,209,886</u>	<u>\$ 44,097,853</u>
Revenue over (under) expenditures	\$ 1,519,561	\$ -	\$ -	\$ -
Total Resources (Uses)	<u>\$ 1,519,561</u>	<u>\$ -</u>	<u>\$ -</u>	<u>\$ -</u>
<b>TRANSFERS TO (FROM) FUND BALANCE</b>				
Designated for Operations	\$ 1,519,561	\$ -	\$ -	\$ -
Total Transfers to (From) Fund Balance	\$ 1,519,561	\$ -	\$ -	\$ -
Beginning Total Fund Balance	\$ (1,681,840)	\$ (162,279)	\$ (162,279)	\$ (162,279)
Ending Total Fund Balance	<u>\$ (162,279)</u>	<u>\$ (162,279)</u>	<u>\$ (162,279)</u>	<u>\$ (162,279)</u>

The Financial Aid Fund is used to account for those monies provided exclusively and specifically for financial aid students; for example, work study and scholarships would be included.

**MILWAUKEE AREA TECHNICAL COLLEGE**  
**Special Revenue Fund - Non-Aidable (Non-Financial Aid Activities)**  
**2026-27 Budgetary Statement of**  
**Resources, Uses, and Changes in Fund Balance**

	2024-25 ACTUAL	2025-26 BUDGET	2025-26 ESTIMATED	2026-27 BUDGET
<b>REVENUES:</b>				
Institutional revenues:				
Other Student Fees	\$ 4,782,696	\$ 5,412,100	\$ 5,587,142	\$ 6,347,600
Total Revenues	<u>\$ 4,782,696</u>	<u>\$ 5,412,100</u>	<u>\$ 5,587,142</u>	<u>\$ 6,347,600</u>
<b>EXPENDITURES:</b>				
Student Services	\$ 5,797,162	\$ 5,551,800	\$ 5,344,607	\$ 6,005,800
Physical Plant	-	-	-	-
Total Expenditures	<u>\$ 5,797,162</u>	<u>\$ 5,551,800</u>	<u>\$ 5,344,607</u>	<u>\$ 6,005,800</u>
Total Resources (Uses)	<u>\$ (1,014,466)</u>	<u>\$ (139,700)</u>	<u>\$ 242,535</u>	<u>\$ 341,800</u>
<b>TRANSFERS TO (FROM) FUND BALANCE</b>				
Designated for Operations	\$ (1,014,466)	\$ (139,700)	\$ 242,535	\$ 341,800
Total Transfers to (From) Fund Balance	\$ (1,014,466)	\$ (139,700)	\$ 242,535	\$ 341,800
Beginning Total Fund Balance	\$ 2,564,919	\$ 1,550,453	\$ 1,550,453	\$ 1,792,988
Ending Total Fund Balance	<u>\$ 1,550,453</u>	<u>\$ 1,410,753</u>	<u>\$ 1,792,988</u>	<u>\$ 2,134,788</u>

The Trust and Agency Fund is used to account for assets held by the District as an agent for individuals, private organizations, other governmental units, or other funds.

The Trust and Agency Fund, Fund Balance is reserved for Student Organizations and Athletics.

**MILWAUKEE AREA TECHNICAL COLLEGE**  
**Enterprise Fund (Milwaukee PBS Activities )**  
**2026-27 Budgetary Statement of**  
**Resources, Uses, and Changes in Fund Balance**

	<b>2024-25 ACTUAL</b>	<b>2025-26 BUDGET</b>	<b>2025-26 ESTIMATED</b>	<b>2026-27 BUDGET</b>
<b>REVENUES:</b>				
Local Government - property taxes	\$ 3,681,390	\$ 3,664,706	\$ 3,664,706	\$ 2,981,529
Intergovernmental Revenues:				
State	-	-	-	-
Federal	-	-	-	-
Other Grants-CPB	2,072,707	-	37,980	-
Other Grants-PBS	-	-	-	-
Spectrum proceeds	-	1,177,669	-	778,000
Auxiliary revenue	8,652,500	9,254,227	9,080,358	10,775,000
Total Revenues	<u>\$ 14,406,597</u>	<u>\$ 14,096,602</u>	<u>\$ 12,783,044</u>	<u>\$ 14,534,529</u>
<b>EXPENDITURES:</b>				
Auxiliary Enterprise				
Physical Plant	\$ 6,687,268	\$ 9,516,594	\$ 9,516,594	\$ 4,681,529
Public Service	8,409,063	10,800,243	8,647,970	11,903,000
Total Expenditures	<u>\$ 15,096,331</u>	<u>\$ 20,316,837</u>	<u>\$ 18,164,564</u>	<u>\$ 16,584,529</u>
Revenue over (under) expenditures	\$ (689,734)	\$ (6,220,235)	\$ (5,381,520)	\$ (2,050,000)
<b>OTHER FINANCING SOURCES (USES):</b>				
Realized Gain (loss) on investment	106,192	-	-	-
Unrealized Gain (loss) on investment	1,036,280	-	-	-
Interest income	602,409	368,347	368,347	350,000
Debt issued	3,443,000	3,499,800	3,499,800	1,700,000
Total Resources (Uses)	<u>\$ 4,498,147</u>	<u>\$ (2,352,088)</u>	<u>\$ (1,513,373)</u>	<u>\$ -</u>
<b>TRANSFERS TO (FROM) FUND BALANCE</b>				
Designated for Operations	\$ 4,061,025	\$ -	\$ 838,715	\$ -
Designated for Capital	\$ 437,122	\$ (2,352,088)	\$ (2,352,088)	\$ -
Total Transfers to (From) Fund Balance	<u>\$ 4,498,147</u>	<u>\$ (2,352,088)</u>	<u>\$ (1,513,373)</u>	<u>\$ -</u>
Beginning Total Fund Balance	<u>\$ 12,872,742</u>	<u>\$ 17,370,889</u>	<u>\$ 17,370,889</u>	<u>\$ 15,857,516</u>
Ending Total Fund Balance	<u>\$ 17,370,889</u>	<u>\$ 15,018,801</u>	<u>\$ 15,857,516</u>	<u>\$ 15,857,516</u>

The Milwaukee PBS Fund has been established to combine the various funding resources for public television into one separate and distinct fund in order to present the entire television operation in one section of the budget.

**MILWAUKEE AREA TECHNICAL COLLEGE**  
**Enterprise Fund (Milwaukee PBS Activities )**  
**2026-27 Budgetary Statement of**  
**Resources, Uses, and Changes in Fund Balance**  
**ALTERNATIVE PRESENTATION OF PREVIOUS PAGE**

	2024-25 ACTUAL	2025-26 BUDGET	2025-26 ESTIMATED	2026-27 BUDGET
<b>REVENUES: Operating</b>				
Local Government - property taxes	\$ -	\$ -	\$ -	\$ -
Intergovernmental Revenues:				
State	-	-	-	-
Federal - Grants	-	-	-	-
Federal CPB - Grants	2,072,707	-	37,980	-
Federal PBS - Grants	-	-	-	-
Spectrum proceeds	-	1,177,669	-	778,000
Auxiliary revenue	8,652,500	9,254,227	9,080,358	10,775,000
Total Revenues	<u>\$ 10,725,207</u>	<u>\$ 10,431,896</u>	<u>\$ 9,118,338</u>	<u>\$ 11,553,000</u>
<b>EXPENDITURES: Operating</b>	8,409,063	10,800,243	8,647,970	11,903,000
Revenue over (under) expenditures - Operating	<u>\$ 2,316,144</u>	<u>\$ (368,347)</u>	<u>\$ 470,368</u>	<u>\$ (350,000)</u>
<b>REVENUES: Capital (bonds issued)</b>	\$ 3,443,000	\$ 3,499,800	\$ 3,499,800	\$ 1,700,000
<b>EXPENDITURES: Capital (Equipment &amp; Renovation)</b>	\$ 3,005,878	\$ 5,851,888	\$ 5,851,888	\$ 1,700,000
Revenue over (under) expenditures - Capital	<u>\$ 437,122</u>	<u>\$ (2,352,088)</u>	<u>\$ (2,352,088)</u>	<u>\$ -</u>
<b>REVENUES: Debt Service (Property Taxes)</b>	\$ 3,681,390	\$ 3,664,706	\$ 3,664,706	\$ 2,981,529
<b>EXPENDITURES: Debt Service (Principal &amp; Interest)</b>	\$ 3,681,390	\$ 3,664,706	\$ 3,664,706	\$ 2,981,529
Revenue over (under) expenditures - Debt Service	<u>\$ -</u>	<u>\$ -</u>	<u>\$ -</u>	<u>\$ -</u>
<b>OTHER FINANCING SOURCES (USES):</b>				
Realized Gain (loss) on investment	106,192	-	-	-
Unrealized Gain (loss) on investment	1,036,280	-	-	-
Interest income	602,409	368,347	368,347	350,000
<b>TRANSFERS TO (FROM) FUND BALANCE</b>				
Designated for Operations	2,316,144	(368,347)	470,368	(350,000)
Designated for Capital	437,122	(2,352,088)	(2,352,088)	-
Total Other Financing Sources and Fund Balance Transfers	<u>\$ 4,498,147</u>	<u>\$ (2,352,088)</u>	<u>\$ (1,513,373)</u>	<u>\$ -</u>
Beginning Fund Balance (reserved for operating)	\$ 10,957,779	\$ 15,018,801	\$ 15,018,801	\$ 15,857,516
Beginning Fund Balance (reserved for capital)	1,914,963	2,352,088	2,352,088	-
Total Beginning Fund Balance	<u>12,872,742</u>	<u>17,370,889</u>	<u>17,370,889</u>	<u>15,857,516</u>
Ending Fund Balance (reserved for operating)	15,018,801	15,018,801	15,857,516	15,857,516
Ending Fund Balance (reserved for capital)	2,352,088	-	-	-
Ending Total Fund Balance	<u>\$ 17,370,889</u>	<u>\$ 15,018,801</u>	<u>\$ 15,857,516</u>	<u>\$ 15,857,516</u>

The Milwaukee PBS Fund has been established to combine the various funding resources for public television into one separate and distinct fund in order to present the entire television operation in one section of the budget.

**MILWAUKEE AREA TECHNICAL COLLEGE**  
**Enterprise Fund (Food Service Activities )**  
**2026-27 Budgetary Statement of**  
**Resources, Uses, and Changes in Fund Balance**

	2024-25 ACTUAL	2025-26 BUDGET	2025-26 ESTIMATED	2026-27 BUDGET
<b>REVENUES:</b>				
Local Government - property taxes	\$ -	\$ -	\$ -	\$ -
Intergovernmental Revenues:				
State	-	-	-	-
Federal	-	-	-	-
Auxiliary revenue	1,859,445	1,924,500	1,839,700	2,003,500
Total Revenues	<u>\$ 1,859,445</u>	<u>\$ 1,924,500</u>	<u>\$ 1,839,700</u>	<u>\$ 2,003,500</u>
<b>EXPENDITURES:</b>				
Auxiliary Enterprise				
Physical Plant	\$ -	\$ -	\$ -	-
Auxiliary Services	2,894,851	2,895,750	2,920,500	2,864,200
Public Service	-	-	-	-
Total Expenditures	<u>\$ 2,894,851</u>	<u>\$ 2,895,750</u>	<u>\$ 2,920,500</u>	<u>\$ 2,864,200</u>
Revenue over (under) expenditures	\$ (1,035,406)	\$ (971,250)	\$ (1,080,800)	\$ (860,700)
<b>OTHER FINANCING SOURCES (USES):</b>				
Transfer In (Out)	1,035,406	971,250	1,080,800	860,700
Debt issued	-	-	-	-
Other Grants	-	-	-	-
Total Resources (Uses)	<u>\$ -</u>	<u>\$ -</u>	<u>\$ -</u>	<u>\$ -</u>
<b>TRANSFERS TO (FROM) FUND BALANCE</b>				
Designated for Operations	\$ -	\$ -	\$ -	\$ -
Total Transfers to (From) Fund Balance	\$ -	\$ -	\$ -	\$ -
Beginning Total Fund Balance	\$ -	\$ -	\$ -	\$ -
Ending Total Fund Balance	<u>\$ -</u>	<u>\$ -</u>	<u>\$ -</u>	<u>\$ -</u>

The Food Service Fund has been established to combine the various funding resources for food service into one separate and distinct fund in order to present the entire food service operation in one section of the budget. Food Service Cuisine, International Cuisine, Culinary Arts and Baking/Arts which are Food Service instructional operations are accounted for in Enterprise Fund (Other Activities).

**MILWAUKEE AREA TECHNICAL COLLEGE**  
**Enterprise Fund (Bookstore Activities )**  
**2026-27 Budgetary Statement of**  
**Resources, Uses, and Changes in Fund Balance**

	2024-25 ACTUAL	2025-26 BUDGET	2025-26 ESTIMATED	2026-27 BUDGET
<b>REVENUES:</b>				
Local Government - property taxes	\$ -	\$ -	\$ -	-
Intergovernmental Revenues:				
State	-	-	-	-
Federal	-	-	-	-
Auxiliary revenue	5,929,130	7,052,210	6,531,500	8,180,990
Total Revenues	<u>\$ 5,929,130</u>	<u>\$ 7,052,210</u>	<u>\$ 6,531,500</u>	<u>\$ 8,180,990</u>
<b>EXPENDITURES:</b>				
Auxiliary Enterprise				
Physical Plant	\$ -	\$ -	\$ -	-
Auxiliary Services	5,682,949	6,778,210	6,399,700	7,968,690
Public Service	-	-	-	-
Total Expenditures	<u>\$ 5,682,949</u>	<u>\$ 6,778,210</u>	<u>\$ 6,399,700</u>	<u>\$ 7,968,690</u>
Revenue over (under) expenditures	\$ 246,181	\$ 274,000	\$ 131,800	\$ 212,300
<b>OTHER FINANCING SOURCES (USES):</b>				
Transfer In (Out)	(795,804)	(770,950)	(1,069,150)	(915,050)
Debt issued				
Other Grants	-	-	-	-
Total Resources (Uses)	<u>\$ (549,623)</u>	<u>\$ (496,950)</u>	<u>\$ (937,350)</u>	<u>\$ (702,750)</u>
<b>TRANSFERS TO (FROM) FUND BALANCE</b>				
Designated for Operations	\$ (549,623)	\$ (496,950)	\$ (937,350)	\$ (702,750)
Total Transfers to (From) Fund Balance	\$ (549,623)	\$ (496,950)	\$ (937,350)	\$ (702,750)
Beginning Total Fund Balance	\$ 5,047,431	\$ 4,497,808	\$ 4,497,808	\$ 3,560,458
Ending Total Fund Balance	<u>\$ 4,497,808</u>	<u>\$ 4,000,858</u>	<u>\$ 3,560,458</u>	<u>\$ 2,857,708</u>

The Bookstore Fund has been established to combine the various funding resources for bookstore into one separate and distinct fund in order to present the entire bookstore operation in one section of the budget.

**MILWAUKEE AREA TECHNICAL COLLEGE**  
**Enterprise Fund (Child Care Activities )**  
**2026-27 Budgetary Statement of**  
**Resources, Uses, and Changes in Fund Balance**

	2024-25 ACTUAL	2025-26 BUDGET	2025-26 ESTIMATED	2026-27 BUDGET
<b>REVENUES:</b>				
Local Government - property taxes	\$ -	\$ -	\$ -	\$ -
Intergovernmental Revenues:				
State	364,064	255,000	265,500	291,000
Federal	55,333	45,240	33,660	52,240
Auxiliary revenue	978,373	1,020,000	1,020,640	1,085,000
Total Revenues	<u>\$ 1,397,769</u>	<u>\$ 1,320,240</u>	<u>\$ 1,319,800</u>	<u>\$ 1,428,240</u>
<b>EXPENDITURES:</b>				
Auxiliary Enterprise				
Physical Plant	\$ -	\$ -	\$ -	\$ -
Auxiliary Services	1,938,718	1,884,940	2,073,150	2,247,590
Public Service	-	-	-	-
Total Expenditures	<u>\$ 1,938,718</u>	<u>\$ 1,884,940</u>	<u>\$ 2,073,150</u>	<u>\$ 2,247,590</u>
Revenue over (under) expenditures	\$ (540,949)	\$ (564,700)	\$ (753,350)	\$ (819,350)
<b>OTHER FINANCING SOURCES (USES):</b>				
Transfer In (Out)	540,949	564,700	753,350	819,350
Debt issued	-	-	-	-
Other Grants	-	-	-	-
Total Resources (Uses)	<u>\$ -</u>	<u>\$ -</u>	<u>\$ -</u>	<u>\$ -</u>
<b>TRANSFERS TO (FROM) FUND BALANCE</b>				
Designated for Operations	\$ -	\$ -	\$ -	\$ -
Total Transfers to (From) Fund Balance	\$ -	\$ -	\$ -	\$ -
Beginning Total Fund Balance	\$ -	\$ -	\$ -	\$ -
Ending Total Fund Balance	<u>\$ -</u>	<u>\$ -</u>	<u>\$ -</u>	<u>\$ -</u>

The Child Care Fund has been established to combine the various funding resources for child care into one separate and distinct fund in order to present the entire child care operation in one section of the budget.

**MILWAUKEE AREA TECHNICAL COLLEGE**  
**Enterprise Fund (Other Activities )**  
**2026-27 Budgetary Statement of**  
**Resources, Uses, and Changes in Fund Balance**

	2024-25 ACTUAL	2025-26 BUDGET	2025-26 ESTIMATED	2026-27 BUDGET
<b>REVENUES:</b>				
Local Government - property taxes	\$ -	\$ -	\$ -	-
Intergovernmental Revenues:				
State	-	-	-	-
Federal	-	-	-	-
Auxiliary revenue	1,804,952	2,121,469	2,121,469	1,986,859
Total Revenues	<u>\$ 1,804,952</u>	<u>\$ 2,121,469</u>	<u>\$ 2,121,469</u>	<u>\$ 1,986,859</u>
<b>EXPENDITURES:</b>				
Auxiliary Enterprise				
Physical Plant	\$ -	\$ -	\$ -	-
Auxiliary Services	1,024,004	1,356,469	1,356,469	1,221,859
Public Service	-	-	-	-
Total Expenditures	<u>\$ 1,024,004</u>	<u>\$ 1,356,469</u>	<u>\$ 1,356,469</u>	<u>\$ 1,221,859</u>
Revenue over (under) expenditures	\$ 780,948	\$ 765,000	\$ 765,000	\$ 765,000
<b>OTHER FINANCING SOURCES (USES):</b>				
Transfer In (Out)	(780,948)	(765,000)	(765,000)	(765,000)
Debt issued				
Other Grants				
Total Resources (Uses)	<u>\$ -</u>	<u>\$ -</u>	<u>\$ -</u>	<u>\$ -</u>
<b>TRANSFERS TO (FROM) FUND BALANCE</b>				
Designated for Operations	\$ -	\$ -	\$ -	-
Total Transfers to (From) Fund Balance	\$ -	\$ -	\$ -	-
Beginning Total Fund Balance	\$ -	\$ -	\$ -	-
Ending Total Fund Balance	<u>\$ -</u>	<u>\$ -</u>	<u>\$ -</u>	<u>\$ -</u>

The Other Fund has been established to combine the various funding resources for other enterprise activity into one separate and distinct fund in order to present the entire other enterprise operation in one section of the budget. Food Service Cuisine, International Cuisine, Culinary Arts and Baking/Arts which are Food Service instructional operations. Student Housing, and Parking are also accounted for in the Enterprise Fund (Other Activities).

MILWAUKEE AREA TECHNICAL COLLEGE  
General Fund  
Expenditures by Classification

		2023-24	2024-25	2025-25	2026-27
		ACTUAL	ACTUAL	BUDGET	BUDGET
<b>Salaries</b>					
Administrator	5000	\$ 13,213,588	\$ 14,540,242	\$ 15,690,181	\$ 15,666,782
Administrator Sick Leave	5001	-	-	-	-
Administrator Retirement	5003	-	-	-	-
Other Pay	5035	-	-	-	-
Professional Non Faculty	5037	7,401,975	7,831,132	8,758,115	9,463,782
Professional Non Faculty Part Time	5038	478,664	364,309	402,400	374,000
Professional Non Faculty Sick Leave	5039	-	-	-	-
Professional Non Faculty Overtime	5040	13,925	9,231	10,300	14,300
Professional Non Faculty Sabbatica	5041	-	-	-	-
Professional Non Faculty Retirement	5042	-	-	-	-
Clerical/Secretarial	5043	6,171,485	6,148,891	6,747,432	6,746,244
Clerical/Secretarial Part Time	5044	843,255	937,032	919,000	955,800
Clerical/Secretarial Sick Leave	5045	-	-	-	-
Clerical/Secretarial Overtime	5046	52,128	47,118	57,900	39,700
Clerical/Secretarial Other Pay	5047	-	-	-	-
Clerical/Secretarial Other Pay	5048	-	-	-	-
Technical Paraprofessionals	5055	13,446,119	13,530,522	14,394,106	13,832,901
Technical Paraprofessionals Part Time	5056	1,595,685	1,626,957	1,600,300	1,748,100
Technical Paraprofessionals Sick Leave	5057	-	-	-	-
Technical Paraprofessionals Overtime	5058	78,818	119,472	113,100	117,100
Technical Paraprofessionals Other Pay	5059	-	-	-	-
Technical Paraprofessionals Retirement	5060	-	-	-	-
Skilled Crafts	5061	880,749	941,885	991,810	988,774
Skilled Crafts Overtime	5064	395	1,330	-	-
Service/Maintenance	5067	5,484,779	5,179,069	5,876,475	5,396,025
Service/Maintenance Part Time	5068	409,564	393,692	405,500	426,700
Service/Maintenance Sick Leave	5069	-	-	-	-
Service/Maintenance Overtime	5070	288,679	411,497	384,100	392,900
Service/Maintenance Other Pay	5071	-	-	-	-
Faculty Full Time	5073	52,778,447	53,002,165	53,020,900	53,731,360
Faculty Part Time	5074	13,325,547	15,350,386	14,658,672	15,430,800
Faculty Summer Full Time	5075	2,871,768	3,020,969	2,950,500	2,941,797
Faculty Summer Part Time	5076	1,145,350	1,365,854	1,215,500	1,782,360
Faculty Other Pay	5078	469	-	-	-
Faculty Occup Comp	5079	-	-	20,000	-
Faculty Retirement	5081	-	-	-	-
Student Employees	5094	960,839	1,023,373	950,000	950,000
Capital Salaries Overtime	5098	-	-	-	-
Capital Salaries	5099	(1,660,756)	(1,834,062)	(1,807,030)	(1,856,650)
Planned Savings	7451	-	-	(5,057,989)	(4,000,000)
<b>Fringe Benefits</b>					
Health Insurance	5101	19,985,025	19,847,231	25,413,133	28,500,000
Dental Insurance	5102	877,562	885,714	823,485	823,500
Life Insurance	5104	195,090	169,620	164,500	180,400
Retirement	5105	8,056,749	8,816,261	8,413,400	8,896,700
FICA	5106	8,888,377	9,203,407	9,281,850	9,287,380
Long Term Disability	5107	373,143	211,161	371,200	210,700
Prior Service Cost	5157	4,478,864	6,128,438	-	-
Miscellaneous Fringe Benefit	5159	(226,471)	(286,871)	(253,379)	(259,220)
Fringe Benefit	5199	(399,325)	(415,323)	(450,470)	(428,610)
Planned Savings	7451	-	-	(1,500,000)	(1,500,000)
<b>Supplies</b>					
Recruiting	5205	1,175	5,161	19,200	10,000
District Inservice	5210	2,222	646	3,065	3,065
Seminars and Workshops	5211	102,664	94,224	213,555	236,639
Tuition Reimbursement	5212	32,585	26,015	75,000	75,000
Memberships and Subscriptions	5220	557,865	658,677	728,288	759,563
Classroom and Lab Supplies	5230	902,446	1,119,247	1,092,206	1,051,550
Bad Debt	5231	150	-	-	-
Books	5233	136,510	119,432	137,709	135,016
Instructional Material	5235	-	107	490	500
Labor Supply Credit Taxable	5236	502	-	-	-
Labor Supply Credit Non-Taxable	5237	(606,087)	(656,801)	(638,680)	(658,954)
Maintenance Supply	5238	471,691	526,080	601,185	585,000
Office Supply	5241	85,981	99,157	130,076	140,547
Operating Supplies	5242	73,948	245,916	200,382	216,518

MILWAUKEE AREA TECHNICAL COLLEGE  
 General Fund  
 Expenditures by Classification cont'd

		2023-24 ACTUAL	2024-25 ACTUAL	2025-26 BUDGET	2025-27 BUDGET
<b>Supplies cont'd</b>					
Other Supplies	5243	1,069,029	1,132,515	1,320,081	1,365,148
GI Supplemental Payments	5435	-	-	-	-
Production Supplies	5244	213,870	231,878	147,598	213,124
Software	5246	718,930	526,265	665,981	586,545
Special Occasions	5247	212,400	304,970	358,584	414,694
Classroom and Lab Equipment	5248	16,267	21,975	43,992	60,355
Office and General Equipment	5249	404	-	5,233	5,233
Computer Hardware	5250	168	2,796	2,205	2,205
Postage	5259	107,350	124,087	121,239	121,779
Printing and Duplicating	5260	259,666	302,247	260,904	267,597
Public Relations	5265	-	-	-	-
Uncollectible Student Fees	5432	2,905,548	2,475,216	1,500,000	1,500,000
Bank Service Fees	5434	160,901	171,729	163,311	163,311
RRF Indirect Cost	5245	(68,650)	(67,038)	(50,000)	(50,000)
WI GI Bill Supplemental Payments	5435	11,386	3,813	11,483	11,483
Sales Tax Expense	5655	17,321	28,306	14,000	14,000
<b>Travel</b>					
Travel Expenses	5201	141,378	187,656	360,061	362,965
<b>Public Information</b>					
Advertising	5270	750,972	857,060	864,900	856,500
Legal Notices	5271	8,079	8,309	15,000	15,000
Print Advertising	5272	308	-	-	-
Publicity	5273	292,743	119,647	188,063	152,550
Radio Advertising	5274	-	-	-	-
<b>Building Repairs</b>					
Building Repair Expenses	5280	168,699	128,956	101,115	250,000
<b>Equipment Repairs</b>					
Classroom and Lab Equipment Repair	5281	415,607	379,263	406,678	428,578
Office and General Equipment Repair	5282	566,487	695,464	698,801	775,232
<b>Rental Expense</b>					
Equipment Rental	5412	6,706	8,248	11,036	8,850
Room Rental	5418	179,093	179,778	235,000	235,000
Building Rental	5419	345,692	314,271	330,068	330,068
<b>Utilities</b>					
Gas	5450	186,819	241,794	244,000	244,000
Heat	5451	863,582	943,358	905,000	905,000
Light and Power	5452	2,390,393	2,353,091	2,575,000	2,575,000
Telephone	5454	362,681	335,866	359,483	359,483
Water	5455	215,162	259,416	243,000	243,000
<b>Contracted Services</b>					
Teacher Certification	5290	34,533	35,038	36,724	36,724
Contracted Instruction	5301	7,585	155,935	33,054	33,050
Chiller P.M.	5350	43,779	27,579	26,367	20,000
Cleaning Services	5351	474,328	725,417	742,178	900,500
Contracted Employment	5352	444,856	672,149	829,779	556,854
Elevator P.M.	5353	150,653	264,424	164,020	174,020
Other Contracted Services	5355	2,062,829	2,323,885	3,053,935	2,716,930
Permits and Licenses	5356	7,010	10,521	6,254	27,965
Professional and Consulting	5357	585,255	543,816	573,184	542,059
Snow Removal	5358	49,856	38,162	68,641	133,768
Waste Disposal	5359	124,371	124,560	140,850	155,400
Legal Settlements	5366	40,500	20,000	95,000	95,000
<b>Insurance</b>					
Liability Insurance	5442	1,474,479	1,554,490	1,690,533	1,771,646
Worker's Compensation	5445	-	-	-	-
Unemployment Insurance	5446	86,201	46,957	150,000	150,000
Worker's Compensation	5447	-	-	-	-
<b>Contingency</b>					
Contingency	5651	(261,935)	2,880	(1,500)	1,434,674
<b>Legal</b>					
Legal Expense	5361	1,066,051	725,288	502,641	502,641
<b>Total Expenditures</b>		\$ 182,681,481	\$ 190,350,604	\$ 187,340,943	\$ 195,075,800

**MILWAUKEE AREA TECHNICAL COLLEGE  
Special Revenue Fund - Operational  
Expenditures by Classification**

		2023-24 ACTUAL	2024-25 ACTUAL	2025-26 BUDGET	2026-27 BUDGET
<b>Salaries</b>					
Administration	5000	\$ 114,004	\$ 117,740	\$ 192,350	\$ 192,379
Professional NonFaculty	5037	864,772	1,027,143	1,182,474	1,182,500
Professional NonFaculty Part Time	5038	541,770	620,991	599,520	599,500
Clerical	5043	2,034	6,038	-	-
Clerical Part Time	5044	87,564	51,253	70,606	70,600
Technical Paraprofessionals	5055	1,714,073	1,791,075	2,344,923	2,344,900
Technical Paraprofessionals Part Time	5056	609,317	678,997	901,537	901,500
Technical Paraprofessionals OT	5058	666	482	-	-
Service Maintenance	5067	-	-	-	-
Service Maintenance Part Time	5068	-	-	-	-
Faculty Full Time	5073	556,721	448,834	310,088	310,100
Faculty Part Time	5074	291,422	156,482	339,930	339,900
Faculty Summer Full Time	5075	21,401	27,407	24,731	24,700
Faculty Summer Part Time	5076	50,401	70,622	-	-
Faculty Occupational Comp	5079	-	-	-	-
Student Employees	5094	70,739	69,323	79,680	79,700
<b>Fringe Benefits</b>					
Health Insurance	5101	661,011	659,127	948,816	948,800
Dental Insurance	5102	28,358	32,460	31,556	31,600
Life Insurance	5104	5,269	4,561	7,254	7,300
Retirement	5105	255,685	319,852	430,837	430,800
FICA	5106	363,750	368,897	458,589	458,600
Long Term Disability	5107	11,258	8,882	12,000	12,000
Prior Service Cost	5157	-	-	-	-
Miscellaneous Fring Benefit	5199	1,970	-	-	-
<b>Supplies</b>					
Seminars and Workshops	5211	18,529	12,980	112,132	112,100
Tuition Reimbursement	5212	8,860	10,298	279,242	279,200
Memberships and Subscriptions	5220	25,039	27,399	34,782	34,800
Classroom and Lab Supplies	5230	2,758	2,764	2,761	2,800
Books	5233	13,260	15,673	36,600	36,600
Instructional Material	5235	5,119	16,524	34,640	34,600
Maint. & Cust. Supp : CARES	5238	-	-	-	-
Office Supplies	5241	16,788	17,889	51,616	51,600
Operating Supplies	5242	9,650	12,707	29,083	29,100
Other Supplies	5243	394,536	355,508	840,439	840,400
Software	5246	36,301	55,489	169,750	169,800
Special Occasions	5247	12,154	10,729	19,947	19,900
Classroom Lab Equip	5248	12,389	57,618	1,354,038	1,354,000
Office /Gen Equip	5249	-	-	50,000	50,000
Computer Hardware	5250	-	-	-	-
Postage	5259	387	139	2,300	2,300
Printing and Duplicating	5260	9,781	16,951	32,943	32,900
Advertising	5270	113,072	192,638	321,757	321,800
Print Advertising	5272	-	-	-	-
Publicity	5273	1,855	-	-	-
Contributions & Awards	5652	35,300	39,954	45,000	45,000
Other Expense	5658	55,480	44,159	44,174	44,200
Design Center Fees	5662	-	-	-	-
Student Re-Engagement Expense CARES Act	5433	-	-	-	-
<b>Travel</b>					
Travel Expenses	5201	96,201	81,505	222,655	222,700
<b>Rental Expense</b>					
Rental of Equipment	5412	-	-	-	-
Room Rental	5418	-	-	-	-
<b>Contracted Services</b>					
Contracted Instruction	5301	-	-	-	-
Contracted Curriculum Development	5302	-	-	-	-
Contracted Employment	5352	26,874	28,201	71,873	71,900
Other Contracted Services	5355	571,865	465,719	581,093	581,100
Pressional and Consulting	5357	59,267	146,166	411,350	411,400
Permits & License	5356	-	-	-	-
<b>Physical Plant</b>					
Equipment	5840	-	-	-	-
<b>Delegate Agency</b>	5654	85,000	87,300	85,000	85,000
<b>RRF Indirect cost</b>	5245	63,650	75,038	306,514	306,500
<b>Total Expenditures</b>		\$ 7,926,320	\$ 8,431,512	\$ 13,074,579	\$ 13,074,579

**MILWAUKEE AREA TECHNICAL COLLEGE  
Special Revenue Fund - Non-Aidable  
Expenditures by Classification**

		2023-24 ACTUAL		2024-25 ACTUAL		2025-26 BUDGET		2026-27 BUDGET
<b>Salaries</b>								
Professional Non Faculty	5037	\$ 746,832	\$	775,677	\$	872,065	\$	959,400
Professional Non Faculty Pt	5038	159,120		172,616		179,000		223,500
Professional Non Faculty Sick Lv	5039	-		-		-		-
Professional Non Faculty Retirement	5042	-		-		-		-
Administrator/Managerial	5000	201,625		209,785		211,210		211,210
Clerical	5043	13,950		7,372		50,000		50,000
Clerical	5044	85,312		78,154		134,830		134,830
Technical Paraprofessionals	5055	-		-		350		350
Technical Paraprofessionals	5056	-		-		-		-
Student Employees	5094	67,346		161,082		140,000		140,000
Student Employees	5095	690,799		729,197		586,923		670,083
<b>Fringe Benefits</b>								
Health Insurance	5101	253,087		254,756		343,465		363,610
Dental Insurance	5102	8,512		8,219		10,206		11,210
Life Insurance	5104	1,743		1,505		2,194		2,200
Retirement	5105	70,518		73,449		91,385		96,390
FICA	5106	89,158		91,855		122,688		127,690
Long Term Disability	5107	3,757		2,150		4,369		5,370
<b>Supplies</b>								
Seminars and Workshops	5211	120		1,672		4,500		4,500
Memberships and Subscriptions	5220	18,597		7,280		17,000		17,000
Office Supplies	5241	628		225		5,000		6,000
Operating Supplies	5242	77,851		69,791		99,000		141,000
Other Supplies	5243	31,342		30,379		27,500		26,500
Office and General Equipment	5249	-		-		-		-
Postage	5259	-		-		-		500
Printing and Duplicating	5260	2,747		2,118		3,500		4,500
Sales Tax Expense	5655	10,012		12,800		40,000		40,000
<b>Travel</b>								
Travel Expenses	5201	779		2,027		6,500		6,500
Lodging	5202	35,122		39,883		37,500		46,500
Meals	5203	48,782		65,000		70,420		70,420
Transportation	5204	172,935		189,498		206,418		205,920
Recruiting	5205	7,182		10,512		26,500		26,500
<b>Public Information</b>								
Publicity	5273	21,212		21,850		31,000		35,000
<b>Rental</b>								
Building Rental	5419	66,444		64,645		88,000		106,500
<b>Contracted Services</b>								
Employment	5352	-		-		-		-
Other Contracted Services	5355	20,810		14,470		35,000		35,000
Officials	5363	54,645		57,250		73,000		79,000
Stats	5364	-		-		-		-
Athletic Physicals	5365	-		-		-		-
<b>Insurance</b>								
Liability	5442	16,320		15,220		20,000		25,000
<b>Other Current Operating Expense</b>								
Student Activities	5501	1,549,694		3,351,630		2,594,200		2,798,700
Student Athletics	5502	-		-		-		-
<b>Capital Outlay</b>								
Equipment	5840	313		6,674		10,000		10,000
<b>Grants and Scholarships</b>								
Administrative Expense	5601	-		-		-		-
Grants	5603	32,977,194		35,732,924		36,182,963		39,112,770
Loans and Scholarships	5604	3,682,971		4,217,465		5,435,000		4,310,000
<b>Total Expenditures</b>		\$ 41,187,461	\$	46,479,132	\$	47,761,686	\$	50,103,653

**MILWAUKEE AREA TECHNICAL COLLEGE  
Capital Projects Fund  
Expenditures by Classification**

		<b>2023-24</b>		<b>2024-25</b>		<b>2025-26</b>		<b>2026-27</b>
		<b>ACTUAL</b>		<b>ACTUAL</b>		<b>BUDGET</b>		<b>BUDGET</b>
<b>Physical Plant</b>								
Interest Expense	5431	\$ -		\$ 78,975		\$ -		\$ -
Other Expense	5658	1,184		-		-		-
Building and Fixtures	5820	-		-		-		-
Improvements and Remodeling	5830	8,246,235		21,901,843		31,193,458		34,000,000
Equipment	5840	21,976,094		27,972,441		26,791,698		30,900,000
<b>Total Expenditures</b>		<b>\$ 30,223,513</b>		<b>\$ 49,953,259</b>		<b>\$ 57,985,156</b>		<b>\$ 64,900,000</b>

DRAFT

**MILWAUKEE AREA TECHNICAL COLLEGE  
Debt Service Fund  
Expenditures by Classification**

		<b>2023-24</b>		<b>2024-25</b>		<b>2025-26</b>		<b>2026-27</b>
		<b>ACTUAL</b>		<b>ACTUAL</b>		<b>BUDGET</b>		<b>BUDGET</b>
<b>Debt Service</b>								
Principal	5901	\$ 37,719,231	\$	38,061,765	\$	38,681,200	\$	39,423,024
Principal Nonaidable	5902	575,000		590,000		605,000		605,000
Interest	5920	3,006,712		3,672,775		3,916,312		4,042,543
Interest Nonaidable	5921	62,138		56,388		50,488		50,488
Administrative Expense	5970	395,812		418,609		447,000		492,945
Lease Principal	5980	-		-		-		-
Lease Interest	5990	-		-		-		-
<b>Total Expenditures</b>		\$ 41,758,893	\$	42,799,536	\$	43,700,000	\$	44,614,000

DRAFT

**MILWAUKEE AREA TECHNICAL COLLEGE**  
**Enterprise Fund (Non-Television Activities)**  
**Expenditures by Classification**

		2023-24 ACTUAL	2024-25 ACTUAL	2025-26 BUDGET	2026-27 BUDGET
<b>Resale Merchandise</b>					
Inventory Change	5704	\$ 1,692,867	\$ 1,761,214	\$ 2,075,053	\$ 1,781,953
Groceries	5705	(1,169,824)	(892,538)	(1,154,703)	(1,054,703)
Books Inclusive Access	5706	1,026,654	1,192,197	1,500,000	2,400,000
New Books	5707	1,947,547	1,932,953	2,251,500	2,200,000
Resale Transfer In	5708	-	-	97	-
Supplies Resale	5711	923,207	833,863	1,178,300	1,193,950
Used Books	5712	115,372	155,308	136,551	143,827
Resale Consumable	5713	90,430	93,458	119,361	81,781
Classroom and Lab Supplies	5714	499,474	622,236	765,989	910,379
Returns	5715	-	-	-	-
<b>Salaries</b>					
Administrative	5000	429,353	394,592	433,626	436,728
Admin/Mngri Retirement	5003	-	-	-	-
Professional Non Faculty	5037	276,131	286,971	284,095	291,986
Professional Non Faculty	5038	76,521	7,723	61,500	36,500
Clerical	5043	133,150	151,352	137,500	137,500
Clerical	5044	109,698	120,052	254,844	232,467
Clerical	5045	-	-	-	-
Clerical	5046	7,702	7,826	5,640	5,800
Technical Paraprofessional	5055	1,242,021	1,317,208	1,319,249	1,395,008
Technical Paraprofessional	5056	378,856	435,979	441,318	470,451
Technical Paraprofessional	5057	-	-	-	-
Technical Paraprofessional	5058	47,831	57,132	45,716	30,866
Technical Paraprofessional	5060	-	-	-	-
Service Maintenance	5067	507,193	605,852	551,784	572,364
Service Maintenance	5068	153,110	140,700	177,848	177,848
Service Maintenance	5069	-	-	-	-
Service Maintenance	5070	2,588	6,501	2,500	2,500
Student Employees	5094	67,807	47,581	46,000	61,000
Capital Salaries	5099	-	-	-	-
<b>Fringe Benefits</b>					
Health Insurance	5101	864,540	984,409	884,763	1,191,042
Dental Insurance	5102	34,708	33,709	30,802	36,087
Life Insurance	5104	3,335	3,389	5,910	4,616
Retirement	5105	166,693	221,030	211,171	220,200
FICA	5106	247,453	258,724	264,273	268,889
Long Term Disability	5107	9,677	6,946	10,011	8,868
Miscellaenous Fringe Benefit	5159	-	-	-	-
Fringe Benefit	5199	-	-	-	-
<b>Supplies</b>					
District Inservice	5210	-	-	175	650
Seminars and Workshops	5211	-	-	2,675	2,175
Memberships and Subscriptions	5220	-	1,760	1,970	2,470
Classroom Lab Supplies	5230	2,290	-	-	-
Bad Debt Expense	5231	-	-	-	-
Books	5233	-	-	-	3,225
Labor Supplied	5237	(555,164)	(655,140)	(700,000)	(700,000)
Maintenance and Customer Supplies	5238	-	-	-	-
Office Supplies	5241	1,547	(8,892)	3,750	3,750
Operating Supplies	5242	76,342	94,083	107,553	107,722
Other Supplies	5243	90,937	63,492	231,554	209,454
Production Supplies	5244	-	-	-	-
Software	5246	40,225	38,746	43,000	47,500
Office and General Equipment	5249	-	-	-	30,000
Postage	5259	21	41	395	295
Printing and Duplicating	5260	3,040	2,753	5,176	4,256
Uncollectible Sponsor Fee	5433	-	-	-	-
Bank Service Charges	5434	51,863	63,408	52,151	59,511
Depreciation	5460	-	-	2,000	2,000
<b>Travel</b>					
Travel Expense	5201	-	-	1,360	360
<b>Public Information</b>					
Advertising	5270	-	-	-	-
Publicity	5273	-	-	-	-
<b>Building Repairs</b>					
Building Repairs Expense	5280	-	-	-	-
<b>Equipment Repairs</b>					
Classroom and Lab Equipment Repairs	5281	-	-	-	-
Office General Equipment Repairs	5282	22,610	24,410	26,000	25,000

**MILWAUKEE AREA TECHNICAL COLLEGE**  
**Enterprise Fund (Non-Television Activities)**  
**Expenditures by Classification cont'd**

		2023-24 ACTUAL	2024-25 ACTUAL	2025-26 BUDGET	2026-27 BUDGET
<b>Rental Expense</b>					
Rental of Equipment	5412	-	-	-	-
Building Rental	5419	-	-	-	-
<b>Utilities</b>					
Gas	5450	-	-	-	-
Light and Power	5452	-	-	60,000	-
Telephone	5454	-	-	-	-
Water	5455	-	-	-	-
<b>Contracted Services</b>					
Contracted Employment	5352	-	-	100,000	20,000
Other Contracted Services	5355	763,085	798,106	709,345	822,100
Permits and Licenses	5356	3,751	11,929	14,709	19,795
Professional and Consulting	5357	-	-	-	-
Snow Removal	5358	-	-	-	-
Waste Disposal	5359	-	-	-	-
Management Fees	5362	-	-	-	-
<b>Other Current Operating Expense</b>					
Contingency	5651	-	-	-	-
Sales Tax Expense	5655	262,607	319,459	212,728	404,169
Satellite Time	5656	-	-	-	-
<b>Total Expenditures</b>		<b>\$ 10,647,249</b>	<b>\$ 11,540,522</b>	<b>\$ 12,915,369</b>	<b>\$ 14,302,339</b>

DRAFT

**MILWAUKEE AREA TECHNICAL COLLEGE**  
**Enterprise Fund (Milwaukee PBS Activities)**  
**Expenditures by Classification**

		2023-24 ACTUAL	2024-25 ACTUAL	2025-26 BUDGET	2026-27 BUDGET
<b>Salaries</b>					
Administrative	5000	\$ 761,106	\$ 588,292	\$ 1,151,691	\$ 1,200,356
Administrative	5003	-	-	-	-
Administrative	5035	-	-	-	-
Professional Non Faculty	5037	1,088,703	911,860	1,244,726	1,259,330
Professional Non Faculty	5038	59,503	37,898	155,000	100,000
Professional Non Faculty	5039	-	-	-	-
Clerical	5043	244,011	253,079	436,726	416,726
Clerical	5045	-	-	-	-
Clerical	5044	-	8,955	-	-
Clerical	5046	1,403	287	995	995
Commissions	5052	-	-	-	-
Technical Paraprofessional	5055	1,892,171	1,760,964	2,117,819	2,106,216
Technical Paraprofessional	5056	-	305	12,000	12,000
Technical Paraprofessional	5057	-	-	-	-
Technical Paraprofessional	5058	40,645	52,912	82,032	80,532
Technical Paraprofessional	5060	-	-	-	-
Student Employees	5094	24,649	16,989	38,826	38,826
Capitalized Salaries	5099	(263,446)	(221,716)	(138,700)	(175,184)
Planned Savings	7310	-	-	(1,305,510)	(400,000)
<b>Fringe Benefits</b>					
Health Insurance	5101	1,057,976	951,701	1,262,700	1,245,605
Dental Insurance	5102	35,310	34,053	45,900	45,800
Life Insurance	5104	5,944	4,587	7,400	7,400
Retirement	5105	279,995	248,828	297,300	297,300
FICA	5106	300,776	264,183	340,000	340,000
Long Term Disability	5107	15,059	8,574	16,900	16,900
Miscellaneous Fringe Benefit	5159	-	-	-	-
Miscellaneous Fringe Benefit	5199	(99,433)	(84,639)	(79,827)	(79,827)
<b>Supplies</b>					
Seminars and Workshops	5211	6,018	5,382	22,345	11,865
Memberships and Subscriptions	5220	11,866	11,772	27,118	17,315
Books	5233	-	-	200	200
Labor Supp	5237	-	-	-	-
Maint & Cust. Supp	5238	-	-	-	-
Office Supplies	5241	3,679	17,110	9,007	8,250
Other Supplies	5243	162,982	206,897	330,400	377,710
Office and General Equipment	5249	-	-	500	500
Postage	5259	301,082	327,046	470,680	458,250
Printing and Duplicating	5260	558,102	550,352	655,941	650,750
Bank Service Fees	5434	374,841	438,663	313,177	504,245
Telemarketing	5657	-	-	-	-
Affiliation	5660	78,817	80,819	81,300	81,300
Audience Research	5661	136,156	147,214	157,700	120,000
InService Training	5663	-	-	10,000	6,000
Records/Music	5669	2,830	2,830	2,830	3,000
Remote Studio Supplies	5671	548	721	45,000	25,000
Special Projects	5672	277	370	10,000	30,000
Technical Operations	5674	298,269	338,110	395,000	350,000
Traffic	5675	848	7	3,100	3,100
Vehicle Supplies	5676	3,140	2,871	18,000	6,000
Videotape	5677	1,180	746	500	-
Network Program Service	5665	282,313	287,254	248,000	300,000
Program Acquisition	5667	-	-	150,000	200,000
<b>Equipment Repairs</b>					
Office and General Equipment Repair	5282	-	-	-	-
<b>Travel</b>					
Travel Expense	5201	39,271	50,498	85,425	83,675
<b>Public Information</b>					
Advertising	5270	99,566	50,511	181,000	311,000
Publicity	5273	1,120	1,187	3,750	3,750
<b>Repairs</b>					
Production Equipment Repair	5666	-	-	-	-
Studio Equipment Repair	5673	12,439	5,365	20,300	10,000
WMVS Transmitter Repairs	5678	21,970	20,248	37,598	25,000
<b>Utilities</b>					
Gas	5450	-	-	-	-
Light and Power	5452	74,594	65,552	74,351	75,000
Telephone	5454	37,418	9,491	28,000	10,000
Water	5455	12,966	13,395	13,338	13,500

**MILWAUKEE AREA TECHNICAL COLLEGE**  
**Enterprise Fund (Milwaukee PBS Activities)**  
**Expenditures by Classification cont'd**

		2023-24 ACTUAL	2024-25 ACTUAL	2025-26 BUDGET	2026-27 BUDGET
<b>Contracted Services</b>					
Contracted Employment	5352	-	-	-	-
Other Contracted Services	5355	744,308	594,650	983,421	962,991
Professional and Consulting	5357	(80,938)	41,133	240,250	263,000
<b>Other Current Operating Expense</b>					
Insurance	5442	8,901	8,901	9,611	8,901
Other Insurance	5443	-	-	-	-
Commissions	5360	-	-	-	-
Legal	5361	9,617	10,177	33,700	35,000
Sales Tax Expense	5655	117	184	183	183
Other Expense	5658	18,660	19,346	57,540	34,540
<b>Capital Outlay</b>					
Improvements	5830	-	-	-	-
Equipment	5840	3,284,175	3,005,879	5,851,888	1,700,000
Program Production	5668	53,053	263,149	395,000	400,000
<b>Debt Requirements</b>					
Principal	5902	3,375,769	3,403,235	3,378,800	2,711,683
Interest	5921	242,930	278,155	285,906	269,846
<b>Total Expenditures</b>		<b>\$ 15,623,255</b>	<b>\$ 15,096,331</b>	<b>\$ 20,316,837</b>	<b>\$ 16,584,529</b>

DRAFT

**MILWAUKEE AREA TECHNICAL COLLEGE**  
**Internal Service Fund**  
**Expenditures by Classification**

		<b>2023-24</b>	<b>2024-25</b>	<b>2025-26</b>	<b>2026-27</b>
		<b>ACTUAL</b>	<b>ACTUAL</b>	<b>BUDGET</b>	<b>BUDGET</b>
<b>Auxiliary Services</b>					
Professional and Consulting	5357	\$ -	\$ -	\$ -	-
Self Retention	5445	(270)	(285)	-	-
Stop Loss Insurance	5448	1,543,366	1,629,124	1,492,466	1,671,562
Paper	5679	-	-	-	-
Health Claims	5680	20,159,894	19,052,729	20,710,810	23,256,107
Health Premiums	5681	-	-	-	-
Dental Claims	5682	1,070,912	1,079,258	1,039,909	1,164,698
Dental Premiums	5683	-	-	-	-
Prescriptions	5684	6,128,972	5,516,218	4,599,904	5,151,892
Retirement Normal Cost	5685	3,990,536	6,695,383	7,525,098	8,428,110
Biometric Testing & Wellness	5687	107,865	98,167	121,479	136,056
Administrative	5697	1,509,636	1,470,133	1,510,334	1,691,574
<b>Total Expenditures</b>		<b>\$ 34,510,912</b>	<b>\$ 35,540,728</b>	<b>\$ 37,000,000</b>	<b>\$ 41,500,000</b>

DRAFT

**MILWAUKEE AREA TECHNICAL COLLEGE**  
**Budget Expenditures by Classification Level <sup>(1)</sup>**  
**Budget and Plan Year 2026-27**

---

General and Special Revenue Fund Expenditures		\$ 208,150,379
Personal Services		
Salaries and Wages	\$ 131,188,354	
Fringe Benefits	<u>47,599,950</u>	
Current Operating Expenditures	29,362,075	
Capital Outlay		64,900,000
Debt Service		<u>44,614,000</u>
Total Budget Expenditures		<u><u>\$ 317,664,379</u></u>

DRAFT

<sup>(1)</sup> Includes General, Special Revenue-Operational, Capital Projects, and Debt Service Funds only.

**Attachment 7-a**  
 Milwaukee Area Technical College District  
 Class I Legal Notice  
 NOTICE OF PUBLIC HEARING  
 For The Budget Year Ended June 30, 2027

A public hearing on the proposed 2026-27 budget for the Milwaukee Area Technical College District will be held on June 16, 2026 at 4:00 p.m. at 700 West State Street, Room M210, The detailed budget will be made available for public inspection at the district budget office, 700 West State Street, Milwaukee, WI 53233. For more information contact, Paul Zinck, Vice-President, Administration and Operations, at (414) 297-8126 (via e-mail at zinckp@matc.edu).

PROPERTY TAX AND EXPENDITURE HISTORY

Year	Equalized	Mill Rates		Total	Percent
	Valuation	Operational	Debt Service	Mill Rate	Inc./Dec.
2022	90,311,455,530	0.54894	0.46047	1.00940	-12.27%
2023	101,665,383,175	0.48175	0.41804	0.89979	-10.86%
2024	111,287,755,416	0.45480	0.38189	0.83670	-7.01%
2025	118,785,093,667	0.43442	0.36621	0.80063	-4.31%
2026	124,159,514,059	0.41265	0.35036	0.76301 <sup>(1)</sup>	-4.70%
2027	125,470,114,239	0.41631	0.34670	0.76301 <sup>(2)</sup>	0.00%

Year	Total	Percent	Tax	Percent	Tax on
	Expenditures	Inc./Dec.	Levy	Inc./Dec.	\$100,000 House
2022	380,279,650	3.02%	91,160,828	-4.67%	100.94
2023	373,687,195	-1.73%	91,477,140	0.35%	89.98
2024	385,243,408	3.09%	93,113,949	1.79%	83.67
2025	412,731,721	7.14%	95,102,977	2.14%	80.06
2026	422,873,025	2.46%	94,734,852	-0.39%	76.30
2027	440,154,900	4.09%	95,734,852	1.06%	76.30

BUDGET/FUND BALANCE SUMMARY - ALL FUNDS

	General	Special	Special	Capital	Debt	Enterprise	Internal	Total
	Fund	Revenue	Revenue	Projects	Service	Fund	Service	
		Fund -	Fund -	Fund	Fund	Fund	Fund	
		Operational	Non-Aidable					
Local Government	\$ 52,234,852	\$ -	\$ -	\$ -	\$ 40,518,471	\$ 2,981,529	\$ -	\$ 95,734,852
Other Budgeted Revenues	140,189,148	13,074,579	50,445,453	200,000	1,814,000	25,502,589	41,500,000	272,725,769
Total Budget Revenues	192,424,000	13,074,579	50,445,453	200,000	42,332,471	28,484,118	41,500,000	368,460,621
Budgeted Expenditures	195,075,800	13,074,579	50,103,653	64,900,000	44,614,000	30,886,868	41,500,000	440,154,900
Excess of Rev. over Exp.	(2,651,800)	-	341,800	(64,700,000)	(2,281,529)	(2,402,750)	-	(71,694,279)
Proceeds from Debt	-	-	-	42,300,000	-	1,700,000	-	44,000,000
Other Grants	-	-	-	-	-	-	-	-
Other Sources(Uses)	(2,651,800)	-	341,800	(22,400,000)	(2,281,529)	(702,750)	-	(27,694,279)
Est. Fund Balance 07/01/26	\$ 36,316,785	\$ 614,143	\$ 1,630,709	\$ 27,516,680	\$ 25,464,723	\$ 19,418,373	\$ 4,204,251	\$ 115,165,664
Est. Fund Balance 06/30/27	\$ 33,664,985	\$ 614,143	\$ 1,972,509	\$ 5,116,680	\$ 23,183,194	\$ 18,715,623	\$ 4,204,251	\$ 87,471,385

<sup>(1)</sup> Years 2022 through 2026 represent actual amounts on a budgetary basis, 2027 is estimated based on current financial projections.

<sup>(2)</sup> Tax Levy is proposed; equalized value is projected, with final value to be determined in fall of 2026

(Continued)

Milwaukee Area Technical College District  
 Class I Legal Notice of Public Hearing  
 BUDGET SUMMARY  
 For The Budget Year Ended June 30, 2027  
 (Continued)

<b>GENERAL FUND</b>					
	<b>2024-25</b>	<b>2025-26</b>	<b>2025-26</b>	<b>2026-27</b>	
<b>REVENUES</b>	<b>Actual</b>	<b>Budget</b>	<b>Estimated</b>	<b>Budget</b>	
Local Government	\$ 51,624,716	\$ 51,234,852	51,303,320	52,234,852	
State Aids	19,885,813	20,786,825	20,919,222	20,908,595	
State - Act 145 Funding	66,814,523	66,814,523	66,814,522	66,814,523	
Program Fees	37,381,962	38,848,800	39,926,628	41,388,200	
Material Fees	1,555,708	1,620,000	1,590,995	1,644,800	
Other Student Fees	1,842,070	1,846,100	2,037,058	2,058,470	
Institutional	7,210,635	6,079,843	6,674,912	7,264,560	
Federal	96,664	110,000	110,000	110,000	
Total Revenue	<u>186,412,091</u>	<u>187,340,943</u>	<u>189,376,657</u>	<u>192,424,000</u>	
<b>EXPENDITURES:</b>					
Instruction	114,778,146	117,191,100	115,873,253	121,187,409	
Instructional Resources	5,265,492	5,759,727	5,315,730	5,931,405	
Student Services	21,975,256	22,985,244	22,184,924	23,174,035	
General Institutional	28,673,578	25,809,924	28,947,155	27,854,043	
Physical Plant	19,658,131	22,152,937	19,845,691	22,428,908	
Planned Cost Savings		(6,557,989)		(5,500,000)	
Total Expenditures	<u>190,350,603</u>	<u>187,340,943</u>	<u>192,166,752</u>	<u>195,075,800</u>	
Net Revenue (Expenditures)	<u>(3,938,512)</u>	-	<u>(2,790,095)</u>	<u>(2,651,800)</u>	
<b>OTHER SOURCES (USES)</b>					
Operating Transfer In (Out)	-	-	-	-	
Total Resources (Uses)	<u>\$(3,938,512)</u>	<u>-</u>	<u>(2,790,095)</u>	<u>(2,651,800)</u>	
<b>TRANSFERS TO (FROM) FUND BALANCE:</b>					
Designated for Operations	<u>(3,938,512)</u>	-	<u>(2,790,095)</u>	<u>(2,651,800)</u>	
Total Transfers to (From) Fund Balance	<u>\$(3,938,512)</u>	<u>-</u>	<u>(2,790,095)</u>	<u>(2,651,800)</u>	
Beginning Fund Balance	\$ 43,045,392	\$ 39,106,880	39,106,880	36,316,785	
Ending Fund Balance	<u>\$ 39,106,880</u>	<u>\$ 39,106,880</u>	<u>36,316,785</u>	<u>33,664,985</u>	
Reserve % of Revenue	20.98%	20.87%	19.18%	17.50%	<b>% Change from 2025-26 Estimated to 2026-27 Budget</b>
<b>ALL FUNDS</b>					
<b>REVENUES BY FUND:</b>					
General Fund	\$ 186,412,091	\$ 187,340,943	189,376,657	192,424,000	1.61%
Special Revenue Fund - Operational	8,317,929	13,074,579	11,819,902	13,074,579	10.61%
Special Revenue Fund - Non-Aidable	46,984,226	47,621,986	47,797,028	50,445,453	5.54%
Capital Projects Fund	4,587,774	600,000	600,000	200,000	-66.67%
Debt Service Fund	40,997,934	41,649,293	42,805,843	42,332,471	-1.11%
Enterprise Fund	25,397,895	26,515,021	24,595,513	28,484,118	15.81%
Internal Service Fund	35,540,729	37,000,000	36,000,000	41,500,000	15.28%
Total Revenues by Fund	<u>\$ 348,238,578</u>	<u>\$ 353,801,822</u>	<u>352,994,943</u>	<u>368,460,621</u>	<u>4.38%</u>
<b>EXPENDITURES BY FUND:</b>					
General Fund	\$ 190,350,603	\$ 187,340,943	192,166,752	195,075,800	1.51%
Special Revenue Fund - Operational	8,431,511	13,074,579	11,819,902	13,074,579	10.61%
Special Revenue Fund - Non-Aidable	46,479,131	47,761,686	47,554,493	50,103,653	5.36%
Capital Projects Fund	49,953,259	57,985,156	35,585,156	64,900,000	82.38%
Debt Service Fund	42,799,537	43,700,000	44,581,823	44,614,000	0.07%
Enterprise Fund	26,636,853	33,232,206	30,914,383	30,886,868	-0.09%
Internal Service Fund	35,540,729	37,000,000	36,000,000	41,500,000	15.28%
Total Expenditures by Fund	<u>\$ 400,191,623</u>	<u>\$ 420,094,570</u>	<u>398,622,509</u>	<u>440,154,900</u>	<u>10.42%</u>

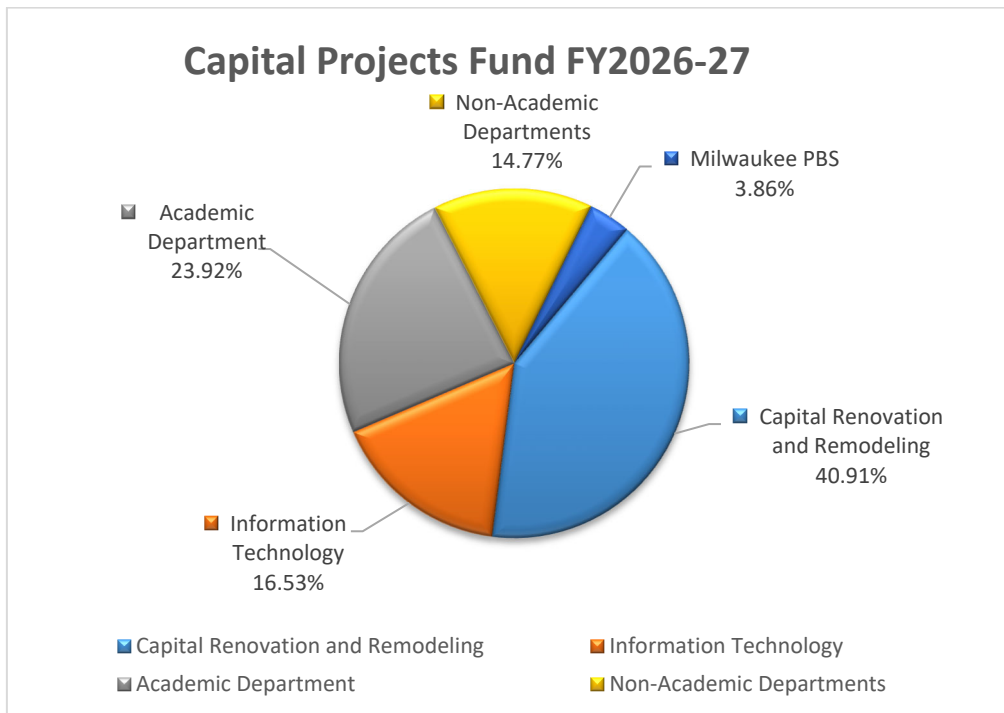
<sup>(3)</sup> Actual is on a budgetary basis.

## 9-a. Capital Project Fund Analysis FY27

### MATC FY2027 Capital Equipment by Area and Renovation Budgets:

	Fiscal Year 2026-27 Requested	% of Total Requested
Academics	\$10,526,034	23.92%
College Advancement	\$451,172	1.03%
Enrollment	\$202,000	0.46%
Facilities Planning, Sustainability & Construction	\$3,953,500	8.99%
Facilities Management	\$636,831	1.45%
Finance	\$428,197	0.97%
IT & Support Services	\$7,274,033	16.53%
Institutional Effectiveness	\$75,000	0.17%
Public Safety	\$360,049	0.82%
Human Resources	\$353,596	0.80%
Retention/Completion	\$39,588	0.09%
Milwaukee PBS	\$1,700,000	3.86%
Renovation and Remodeling	\$18,000,000	40.91%
<b>Totals</b>	<b>\$44,000,000</b>	<b>100%</b>

The graph below shows the breakdown of major equipment and capital projects by category.



## Detailed List of Capital Equipment Requests

Amount Requested	<b>ACADEMICS</b>
	<i>BUSINESS &amp; MANAGEMENT PATHWAY</i>
\$15,000	CertiPort annual subscription (Year 1 of 2)
	<i>COMMUNITY &amp; HUMAN SERVICES PATHWAY</i>
\$137,438	Salon Quads
\$105,000	FF Turnout Gear Ensembles
\$65,000	SQUAD CAR, with equipment, lights and graphics
\$52,849	Catera All Purpose Salon Styling Chair
\$40,000	Aurora the Ventilation Training Simulator
\$39,000	Vehicle Extrication and Stabilization Equipment
\$37,671	Barrel Barber Chair
\$28,350	Dermaglow 3 device
\$22,368	Pibbs Dryers
\$21,000	Personal protective body armor
\$18,000	Training Mats
\$18,000	Flashover Simulator Refurbishment
\$14,700	Aesthetics Curtains
\$14,660	Assorted hand and power tools for Fire classes
\$13,560	Carrera Shampoo System
\$9,498	Defensive Tactics Impact Reduction Protective Suits
\$8,280	Versa Hydraulic Facial Spa Bed/Chair/Table
\$7,117	Radar units
\$6,930	Alicante Tabletops
\$6,732	Manicure Chairs
\$5,278	Nail Table lamps
\$5,264	Dryers
\$5,250	Simunition Glock Training Pistols
\$5,000	Ar15 spring/gas ring rebuild kits, CMMG conversion kits
\$4,975	Ergonomic Chairs
\$4,712	Gel & Lacquer Duos
\$3,536	INTERNATIONAL: The Creative Curriculum® for Preschool
\$2,822	Early Childhood Development bundles
\$2,648	The Creative Curriculum® for Infants, Toddlers and Twos
\$2,502	Cumberland shampoo bowl
	<i>CREATIVE ARTS, DESIGN, &amp; MEDIA PATHWAY</i>
\$38,370	DJI Ronin II with Easyrig Minimax STABIL Light Gimbal
\$30,000	Hobart Dishwasher

\$30,000	Hobart Dishwasher
\$30,000	Hobart Dishwasher
\$22,000	Entry level cameras with lenses/accessories
\$16,000	Worktop Refrigerator
\$12,885	PTZ Extreme Camera Controller
\$11,742	Canon EOS C80 Camera Body
\$8,900	Canon rf 24-70 f2.8/Wooden Camera System for C80
\$7,200	Tables
\$6,000	Manitowoc SY0504A Ice Machine
\$5,700	Vinten VB-AP2M
\$2,000	Frigidaire Cooler
\$2,000	Frigidaire Cooler
\$2,000	Frigidaire Freezer
	<i>COMMUNITY EDUCATION PATHWAY</i>
\$14,500	GED Study Program- 2 Year License- Spanish Version
\$7,500	ALEKS/ McGraw Hill- Learning Licenses
\$3,800	Anatomy models
\$949	Typing Club- Student Licenses for 3- Years
\$900	GED Computer Essentials- 2 Year License
	<i>GENERAL EDUCATION PATHWAY</i>
\$85,604	eGym fitness equipment
\$6,570	CPR Mannequins
\$1,080	RFID wristbands
\$514	Scale for e Gym Hub
\$194	eGym fitness hub mat
	<i>HEALTHCARE PATHWAY</i>
\$372,063	Medication dispensing carts
\$190,300	Dental Sterilization Cabinetry
\$120,000	cardiac simulator
\$100,000	Ultrasound system upgrades
\$73,500	Multi year EMS LMS agreement
\$60,000	Instrument washer/dryer
\$58,000	Sonosite PX with L 12-3 & L 19-5 Transducers
\$38,400	Air Polishers
\$35,475	Radial Arterial Access Model
\$27,100	TVP Simulator
\$25,000	Draeger Perseus A500 Anesthesia Machine
\$25,000	GE Aisys CS2 Anesthesia Machine
\$17,800	New and additional classroom chairs

\$16,400	Gaumard Intravenous Training Arm and Nasco IV skin and vien replacement
\$15,000	Portable Ultrasonic Scalers
\$13,650	Femoral Arterial/Venous Access Model
\$13,500	Ascend AI
\$13,050	Mixed Dentition Models
\$13,000	X-raay Scanner
\$12,210	New and additional classroom tables
\$12,000	Portable Nitrous Oxide Units
\$11,874	Phlebotomy training arms & Repair kits
\$10,000	Radiographic Phosphor Plates
\$9,200	Neurovascular skull models
\$8,000	laser
\$8,000	McGrath Video Laryngoscope
\$7,800	Cranial nerves and venous cavernous sinus instructor model
\$7,600	RDH Hygiene Handpieces
\$6,100	Nomad Handhelld X-ray System
\$5,200	Durastill 8 Gal/Day Automatic water Distiller <a href="https://www.waterdistillersdirect.com/brands/Durastill.html">https://www.waterdistillersdirect.com/brands/Durastill.html</a>
\$4,724	Reagent Storage Refrigerator
\$4,184	Electrophoresis Chambers
\$3,400	Bench Mount
\$3,104	Simulation Manikiin
\$2,720	Typodont- No Face
\$2,400	Intraoral Cameras
\$2,000	Malocclusion models
\$2,000	Manikins + Darwin Plates
\$1,400	Phlebotomy Draw Chair with Storage unit
\$1,400	Nitrous Oxide Scavenger Mask Kits Adult and Pedo
\$1,005	regular typodonts
\$840	Glucometers
\$840	primary typodonts
	<b>LEARN</b>
\$161,038	Library Online Databases (2-year contract)
\$120,010	Ad Astra Contract, Year 3
\$84,117	Academics-Assessment proctoring tool-3 year contract
\$52,200	ADA Compliant Study Pods
\$31,000	Service & Security Enhancements
\$10,000	WIDs Contract year 2 of 3 year
	<b>MANUFACTURING, CONSTRUCTION, &amp; TRANSPORTATION PATHWAY</b>
\$250,000	Fiber laser

\$175,000	2027 Manual Transmission Day Cab Tractor
\$160,000	Welders
\$150,000	Alignment Racks
\$101,000	Tire mounters and balancers for both the Chrysler CAP and Ford ASSET shops
\$100,000	New Furniture for Classroom areas in B157/B158/B159 and for Office Spaces in B158 and B159
\$85,000	Accut Shear 62508
\$80,000	Crane in new weld shop and loading dock
\$60,000	Felder FW 1102 classic wide belt sander
\$60,000	Climbing poles
\$56,000	2027 53 ft Van Trailer w/wrap
\$50,000	Aircraft Hydraulic Landing Gear System Trainer
\$40,637	Mechanical Drives 3 Learning System +, bearing heater, WorkBenches, bearing press
\$40,000	Aircraft Fire Detection and Extinguishing system trainer
\$36,000	Felder FW 950 Classic smartouch
\$35,000	New trucks
\$30,000	Vidmar and storage cabinets
\$28,000	Pole trailer
\$25,000	Shop compressor and associated lines and fittings, installed.
\$25,000	Power supplies, contactors, and overloads for motor control trainers.
\$23,000	Laptop Carts
\$20,000	weld demo table with fixturing
\$20,000	Fixturing for weld tables and robot cells
\$14,999	Form 4B 3D Printer/Equipment
\$14,999	Tool crib
\$13,000	AccuFIT9000 Respirator Fit Tester
\$12,000	Student Fender Training Package
\$9,967	Pipe Threading Machine
\$9,000	Minor Equipment items for project use in lab
\$8,800	New Jacks and Jack stands
\$8,000	Oscillating Edge Sander FS 700k
\$5,000	Laguna spindle sander ss/24T
\$3,400	Festool CT MIDI Hepa 4gal dust extractor
\$3,200	Global Industrial Powered Scissor Lift Table/Workbench
\$3,000	Edge sander
\$1,700	Kreg Precision Router table with Precision router lift and accessories
\$1,500	Laguna DB12/6 Combo disc/belt sander
\$400	Festool filter bags
	<b>STEM PATHWAY</b>

\$110,000	Autoclave and RO
\$72,200	Computers
\$28,377	MultiSIM Software Renewal (3 years)
\$25,000	BioPac Transducers and accessories
\$15,000	Minor Laboratory Equipment/ Labware
\$14,950	anatomical models
\$14,950	anatomical models
\$14,950	anatomical models
\$14,950	anatomical models
\$14,600	Balances, Hotplates/Magnetic stirrers, UV goggle cabinet, and Small lab equipment and labware
\$14,000	Digital Multi Meters
\$14,000	pH meters
\$12,600	Geiger counters
\$10,800	anatomical models
\$10,000	Finnpipettes
\$8,880	Brushed DC Motor
\$4,000	FlexPak Leak Detector
\$1,750	Thin Layer Chromatography Equipment
\$1,500	Minor Laboratory Equipment, Labware, Glassware
\$1,000	Replacement Personal Protective Equipment
\$200	Chemical processing sampling valve/equipment
	<b><i>ACADEMIC INFORMATION TECHNOLOGY &amp; AUDIOVISUAL EQUIPMENT</i></b>
\$562,500	Faculty/Staff/Classrooms PC & Laptop Replacement cycle
\$442,000	Anthology Blackboard LMS Hosted Solution -Year 1
\$400,000	Security Improvements
\$367,500	Ellucian ESSA Licensing (Year 3 of 5)
\$355,967	Capital Salaries
\$350,000	ERP Modernization - Licensing (Year 1)
\$350,000	Network Infrastructure - Cabling
\$250,000	Network OS & Application Software
\$233,782	Annual upgrades to the AV technology in our classrooms
\$217,500	Ivanti Management (software and Licenses)
\$203,000	Ellucian Cloud Hosting Services
\$199,271	Capital Salaries
\$180,000	Classroom & IDF Switches
\$135,000	Cisco Unified Communications (software & licenses)
\$134,464	Annual upgrades to the AV technology in our classrooms
\$112,240	Capital Salaries
\$80,000	WTCS Adobe ELA Software contract

\$79,320	EAB Navigate - Year 2
\$75,000	SAN Expansion / Replacement / DR Storage
\$75,000	Contracted Services
\$75,000	Data Center Equipment
\$62,500	Enterprise Software
\$62,500	WTCS Microsoft Software contract
\$55,000	Misc Computer Hardware
\$50,000	Network Remote Access
\$50,000	Converting a classroom into a Connected Classroom with added technology
\$44,000	Ellucian Cloud Software Subscription
\$40,000	Replacing Instructor Desk with ADA compliant
\$36,000	Anthology Blackboard AI Suite - Year 1
\$35,146	Annual upgrades to the AV technology in our classrooms
\$35,146	Annual upgrades to the AV technology in our classrooms
\$32,500	CE/Workforce Dev/Non-Credit Platform - Year 1
\$26,250	Budgeting spare parts for failures, projectors, switches, speakers, microphones,
\$21,144	Capital Salaries
\$18,593	Annual upgrades to the AV technology in our classrooms
\$12,000	Budgeting funds for / if a request comes in for upgrading a conference room(s)
\$11,250	Desktop new software applications
\$11,000	Power for new classroom technology (Cameras, TVs, projectors)
<b>\$10,526,034</b>	<b>Total Academics</b>
Amount Requested	<b>COLLEGE ADVANCEMENT</b>
\$200,000	Continued replacement of monumental/building-mounted signage with new logo
\$138,322	Hannon Hill/Cascade CMS Cloud multi-year subscription covering two primary services: the Cascade Cloud Subscription (for 25 concurrent users) and the Clive Subscription Team Plan.
\$56,050	RealEyes Displays software
\$25,000	Replacement of street banners with new logo across campuses.
\$19,800	Storyblocks - 2 years
\$12,000	MARQ templating tool, 20 additional licenses.
<b>\$451,172</b>	<b>Total College Advancement</b>
Amount Requested	<b>ENROLLMENT</b>
\$80,000	10 adjustable desks
\$35,000	Mongoose/Signal Vine (Texting platform to be integrated with CRM)
\$34,000	Laptop cart with 20 computers
\$23,000	adjustable desks for 6 cubicles
\$18,000	Big Interview
\$9,000	15 iPads for Student Recruiters and SAs at Welcome Tables

\$3,000	5 iPads for Enrollment Services administrative staff
<b>\$202,000</b>	<b>Total Enrollment</b>
Amount Requested	<b>FACILITIES PLANNING, SUSTAINABILITY &amp; CONSTRUCTION</b>
\$1,750,000	Furniture tied to major construction projects
\$750,000	Minor furniture and FF&E
\$500,000	Life safety emergency equipment & access control, emergency phones + mass notification
\$250,000	A/V installs tied to construction projects
\$150,000	Controls conversions pneumatic to DDC (Metasys)
\$100,000	Signage improvements
\$80,000	Building automation controls tied to construction projects
\$80,000	Building automation system GUI upgrades (Metasys)
\$75,000	Window treatments tied to construction projects
\$60,000	Projectmates 2 year agreement
\$50,000	Security cameras tied to construction projects
\$50,000	Community artwork installations
\$30,000	Asset Essentials work order software 2 yr renewal
\$25,000	Akitabox Floorplan/ asset management software year 2 of 2
\$3,000	AutoCad software 2 year agreement
\$500	Bluebeam Software 2 year agreement
<b>\$3,953,500</b>	<b>Total Construction Services</b>
Amount Requested	<b>FACILITIES MANAGEMENT</b>
\$263,871	(10) Chiller Water Coils, (2) Mixing Valves and Re Piping Headers
\$120,000	2 Robots Auto Scrubbers
\$60,000	2025 Transit Van
\$50,960	Coloreel Machine & Embroidery Machines
\$35,000	Sweeper
\$33,000	Forestry Mulching head for Skid Steer
\$30,000	Auto Scrubber
\$15,000	Propane Stripper
\$15,000	Zero -Turn Lawn Mower
\$9,000	Honda Self-Propelled Snow Blow (HSS928A)
\$5,000	More Grey light weight folding tables
<b>\$636,831</b>	<b>Total Facilities</b>
Amount Requested	<b>FINANCE</b>
\$296,634	Contingency fill
\$48,000	VisualLease software contract

\$19,297	Air curtain refrigerators
\$18,706	Toshiba TC x 810 Register
\$7,052	Tabletop Electric Griddle
\$6,804	Coffee Shuttles (Fetco)
\$6,779	Heated Pizza Press
\$6,355	Elo POS Z30 Register
\$5,543	Mobile POS
\$3,726	Catering Carts (Boelter)
\$3,414	Metro Racks For catering cooler/freezer
\$3,040	Water softener for catering room dishwasher Hobart Model WS40
\$1,500	Rolling Beverage Coolers for Catering (Boelter)
\$1,200	Kitchenaid table top stand mixer
\$147	Upgrade Toshiba TCx 800 Register
<b>\$428,197</b>	<b>Total Finance</b>
Amount Requested	<b>IT AND SUPPORT SERVICES</b>
\$2,000,000	ERP Modernization - Implementation Partner / Consulting (Vendor Partner - Year 1)
\$607,473	ERP Modernization - Implementation Support / Consulting (MATC Partner - Year 1)
\$533,950	Capital Salaries
\$400,000	Security Improvements
\$367,500	Ellucian ESSA Licensing (Year 3 of 5)
\$350,000	ERP Modernization - Licensing (Year 1)
\$350,000	Network Infrastructure - Cabling
\$317,280	EAB Navigate - Year 2
\$250,000	Network OS & Application Software
\$203,000	Ellucian Cloud Hosting Services
\$187,500	Faculty/Staff/Classrooms PC & Laptop Replacement cycle
\$168,359	Capital Salaries
\$136,000	Ellucian CRM Recruit
\$120,000	Classroom & IDF Switches
\$120,000	Public Safety Security Camera Upgrades / Replacements
\$119,000	SoftDocs - Year 2
\$115,000	Data Warehouse
\$90,000	Cisco Unified Communications (software & licenses)
\$75,000	SAN Expansion / Replacement / DR Storage
\$75,000	Contracted Services
\$75,000	Data Center Equipment
\$72,500	Ivanti Management (software and Licenses)
\$66,423	Capital Salaries
\$62,500	Enterprise Software

\$62,500	WTCS Microsoft Software contract
\$62,000	Scoure ID Verification Services - Year 2
\$55,000	Misc Computer Hardware
\$50,000	Network Remote Access
\$50,000	Convert M605 to Virtual
\$44,000	Ellucian Cloud Software Subscription
\$32,500	CE/Workforce Dev/Non-Credit Platform - Year 1
\$20,000	WTCS Adobe ELA Software contract
\$13,000	Ellucian CRM Recruit Test Environment
\$8,750	Budgeting spare parts for failures, projectors, switches, speakers, microphones,
\$7,048	Capital Salaries
\$4,000	Budgeting funds for / if a request comes in for upgrading a conference room(s)
\$3,750	Desktop new software applications
<b>\$7,274,033</b>	<b>Total IT &amp; Support Services</b>
Amount Requested	<b>PUBLIC SAFETY</b>
\$55,000	Contract Management System Software
\$54,000	Panic Alarms
\$50,000	Tasers and Body Worn Cameras equipment and 5-year Service Contract
\$46,000	Metal Detectors for Cooley
\$35,000	Portable radios and equip.
\$32,000	Key Watcher Touch - Key mgt. system panels, add-on cabinets, smartkeys
\$21,200	Incident Reporting Software - Omnigo Software
\$13,000	Public Safety Equipment: Flashlights(40), handcuffs (15) and cases (15), collar brass (30), baton holders (20), rechargeable lanterns (9)
\$12,000	Mequon Cylinders, install & key blanks
\$11,050	Public Safety Body Armor 13 replacement and 4 vacation positions
\$10,000	Key Department - Keys, blanks, tools & supplies
\$7,499	Cert Kit for emergency response - helmet, backpack, flashlight, gloves, goggles, rain cover , cables, etc
\$7,000	Emergency Evacuation Chairs
\$6,300	Computerized code cutting machine for keys
<b>\$360,049</b>	<b>Total Public Safety</b>
Amount Requested	<b>HUMAN RESOURCES</b>
\$68,059	NEO GOV Attract - Two-year operational costs, plus implementation costs (one year only)
\$64,273	NEO GOV Insight - Two Year Costs
\$60,072	SumTotal (LMS) Software - Two Year Costs
\$58,012	NEO GOV Onboard - Two-year operational costs, plus implementation costs (one year only)
\$40,000	Bilingual Assessment Software

\$27,000	Franklin Covey Software
\$12,200	Skillsoft (LMS) - already
\$11,000	Virtual interviewing software for job candidates
\$9,680	Maxient - multiyear contract; 1 year of cost
\$3,300	Gallup - software for employee assessments
<b>\$353,596</b>	<b>Total Human Resources</b>
Amount Requested	<b>RETENTION &amp; COMPLETION</b>
\$11,250	Hobart LXnH High temperature sanitizing dishwasher with heat booster.
\$7,500	Hobart CUH-1 High temperature sanitizing dishwasher with heat booster.
\$7,500	Hobart CUH -1 High temperature sanitizing dishwasher with heat booster.
\$7,500	Hobart CUH -1 High temperature sanitizing dishwasher with heat booster.
\$5,838	Multimedia carts for student outreach
<b>\$39,588</b>	<b>Total Student Retention and Completion</b>
Amount Requested	<b>MILWAUKEE PBS</b>
\$1,000,000	TV Program Services
\$300,000	Local TV Production Capital Labor and Expenses
\$200,000	Website Refresh
\$80,000	Production Truck Router
\$60,000	Avid Annual Renewal (Year 3 of 3 year contract)
\$20,000	FCC Compliance Equipment
\$20,000	LAN Computers
\$20,000	Television Terminal Equipment
<b>\$1,700,000</b>	<b>Total Milwaukee PBS</b>
Amount Requested	<b>Institutional Effectiveness</b>
\$75,000	Course Survey evaluation software (3 year agreement)
<b>\$75,000</b>	<b>Total Institutional Effectiveness</b>
<b>\$15,473,966</b>	<b>Total Non Academic</b>
<b>\$26,000,000</b>	<b>TOTAL EQUIPMENT REQUESTED</b>

# Apprenticeships in Action: *Program Update and Expansion Plan*



# MATC APPRENTICESHIP VISION STATEMENT

*To empower our diverse communities by bridging the gap between classroom learning and the modern workforce through innovative, high-impact apprenticeships that fuel economic mobility and industry excellence.*

- **Access:** Ensuring students from all backgrounds have a direct path to high-paying careers.
  - *Caring Culture*
- **Partnership:** Deeply integrating local industry needs into the academic experience.
  - *Community Trust*
- **Impact:** Strengthening community economy by building a skilled, ready-to-work labor force.
  - *Student Success*

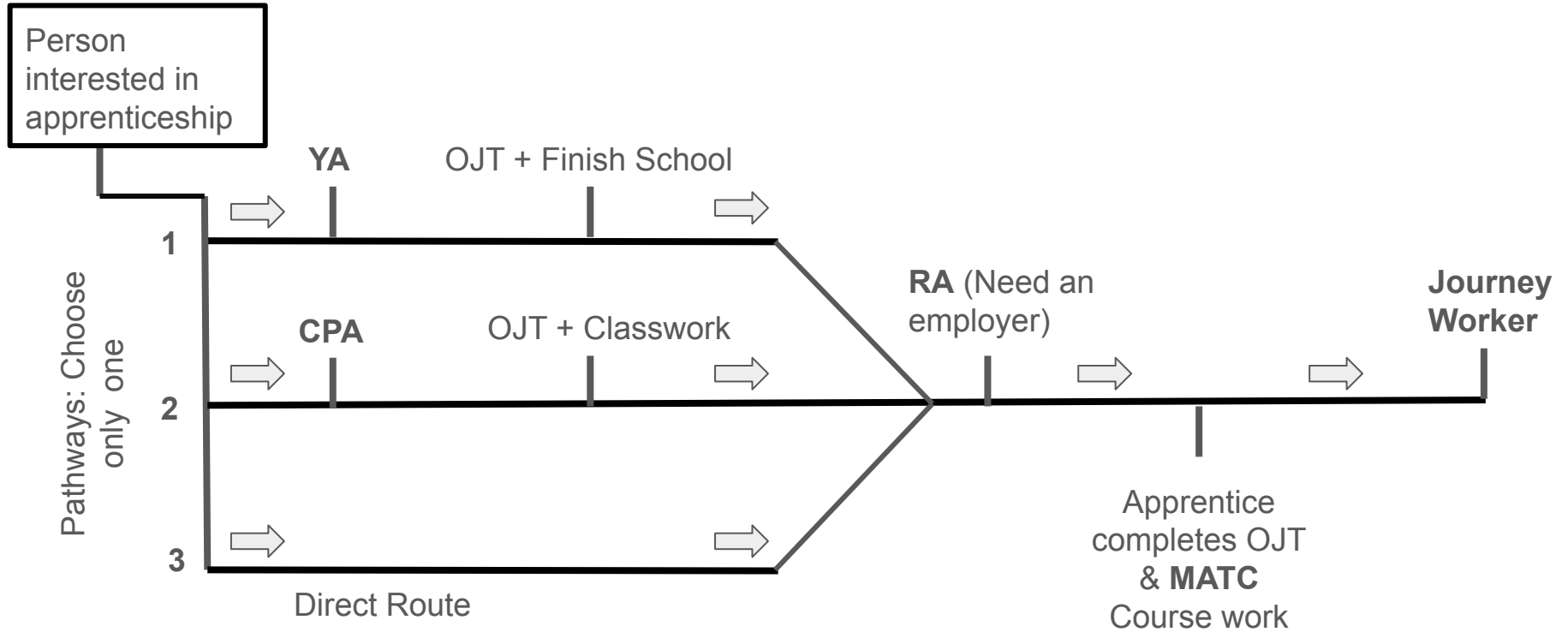
# Apprenticeship Vs. Internship

Characteristic	Apprenticeship	Internship
Duration	Long-term (1 to 5 years)	Short-term (1 to 3 months)
Wages	Paid + wage progression	Frequently unpaid or low compensation
Goal	Career/Job Training	Exploration/experience
Employment	High probability of permanent employment	No guarantee of employment
Mentorship	Dedicated/personalized	Often supervisory

# Wisconsin Apprenticeship Structure

- Youth Apprenticeship (YA):
  - High school students (paid work and attend school)
  - May earn high school and/or college credits
  - Prepares participants for RA
- Certified Pre-Apprenticeship (CPA):
  - 16 or older, mostly adult participants
  - Combines on the job training (OJT) with classwork
  - Prepares participants for RA
- Registered Apprenticeship (RA):
  - 16 or older, mostly adult participants
  - Combines on the job training (OJT) with classwork
  - Results in Journey Worker status upon completion

# Wisconsin Apprenticeship Pathways



# Registered Apprenticeship Models at MATC

## Traditional

- The traditional apprenticeship model involves larger, longstanding sponsors such as electricians, sheet metal, steamfitters, plumbing, carpentry, etc.
- These models either already exist, have departed from the college, or are very difficult to attract/develop
- They have dedicated and often proprietary curriculum

## Embedded

- Apprenticeships that utilize existing programs/courses at MATC
- Relatively easy to develop/create
- Can boost enrollment in struggling programs or spur growth in successful areas
- Can evolve into larger models supported by dedicated advisory committees

# Apprenticeship Enrollment History

Fiscal Year	Total Unduplicated Students
FY 2021	928
FY 2022	877
FY 2023	879
FY 2024	924
FY 2025	935
FY 2026	864

# Apprenticeship Credentialing

Fiscal Year	Total Credentials Awarded
FY 2016	114
FY 2017	130
FY 2018	166
FY 2019	233
FY 2020	178
FY 2021	241
FY 2022	178
FY 2023	211
FY 2024	222
FY 2025	199

# Apprenticeship Credentialing: Top Ten Performers

1. Construction Electrician
2. Steamfitter
3. Refrigeration & Air Conditioning
4. Sheet Metal Worker
5. Cosmetologist
6. Industrial Electrician
7. Environmental Service Technician
8. Pharmacy Technician
9. Machine Repair
10. Arborist

# Key Takeaways

## 1. Sustained Production

- a. 1,872 credentials awarded over 10 years across 30 programs, averaging 187 per year

## 2. Workforce Demand Leaders

- a. Construction Electrician (404), Steamfitter (242), and Refrigeration & A/C (237 drive the bulk of completions

## 3. Diversity on the Rise

- a. Female participation doubles (8% to 16%). Non-White participants increased from 30% to 42%, reflecting broader community

## 4. Strong Youth Pipeline

- a. The majority of apprentices are under 30; the 22-24 cohort grew from 12% to 25%, a ten year high

# Call to Action: Growth Objectives

- Increase Recruiting
  - *Bolster relationships with youth apprenticeship and certified pre-apprenticeship*
- Expansion into all Pathways
  - *Explore all pathways at the college for potential addition of apprenticeships*
- Increase Embedded Apprenticeships
  - *Leverage existing MATC non-apprenticeship programs to expand embedded apprenticeship programs*

# Questions?

## Contact Information

Dr. Doni Bartley

Associate Dean of MCT & Apprenticeship

**[bartledw@matc.edu](mailto:bartledw@matc.edu)**

# Appendix A: Apprenticeship Programs at MATC

- American Sign Language Interpreter\*
- Arborist\*
- Automation Systems Technician\*
- Community Health Worker\*
- Cosmetology\*
- Barber\*
- Construction Electrician\*
- Culinary Cook\*
- Commercial Building Inspector\*
- Residential Wireman
- Telecommunications (VDV) Technician
- IT Data Analyst
- Early Childhood Educator\*
- Environmental Service Technician\*
- Financial Professional Services
- Facilities Maintenance Technician\*
- Industrial Manufacturing Technician
- Freight Forwarding
- Industrial Electrician\*
- Machinist/Machine Tool\*
- Machine Repair\*
- Mechatronics
- Medical Lab Technician
- Metal Fabricators (uses MR)\*
- Pharmacy Technician\*
- Sheet Metal Worker\*
- Steamfitter Construction\*\*
- Steamfitter (Service)\*\*
- Tool & Die Maker\*
- Journey Worker Update\*\*\*
- Technical Studies Associate Degree - Apprenticeship\*\*\*\*

# Appendix B: Definitions

**Registered apprenticeship (RA):** Earn while you learn model officially recognized by a federal or state agency. In Wisconsin it is the DWD (Department of Workforce Development) / BAS (Bureau of Apprenticeship Standards)

**Certified Pre-Apprenticeship (CPA):** Officially recognized earn as you learn program connected to at least one registered apprenticeship program. CPA is designed to prepare participants for registered apprenticeship.

**Youth Apprenticeship (YA):** Officially recognized earn as you learn program typically operating in conjunction with high schools. YA is designed to prepare participants for registered apprenticeship.

**Apprentice:** Initial status of a participant in an apprenticeship program. They are in training during this portion of the apprenticeship.

**Journey Worker:** final awarded credential of an apprentice upon completion of the entire apprenticeship program

# Appendix B: Definitions

**On the job training (OJT):** Mandatory portion of YA, CPA, and RA allowing apprentices of all types to gain real work experience while earning wages

**Related instruction (RI):** RI is the classroom learning experience within apprenticeship. It can be officially recognized as high school or college level credits. This training can take place at a training center or at a technical college.

**Apprenticeship Training Representative (ATR):** Official representative of the Bureau of Apprenticeship Standards. The ATRs work with sponsors and college apprenticeship leaders to support existing apprenticeship programs and explore new areas for apprenticeship growth

**Sponsor:** An employer within a registered apprenticeship



# Student Satisfaction Inventory (SSI)

Survey Results 2026

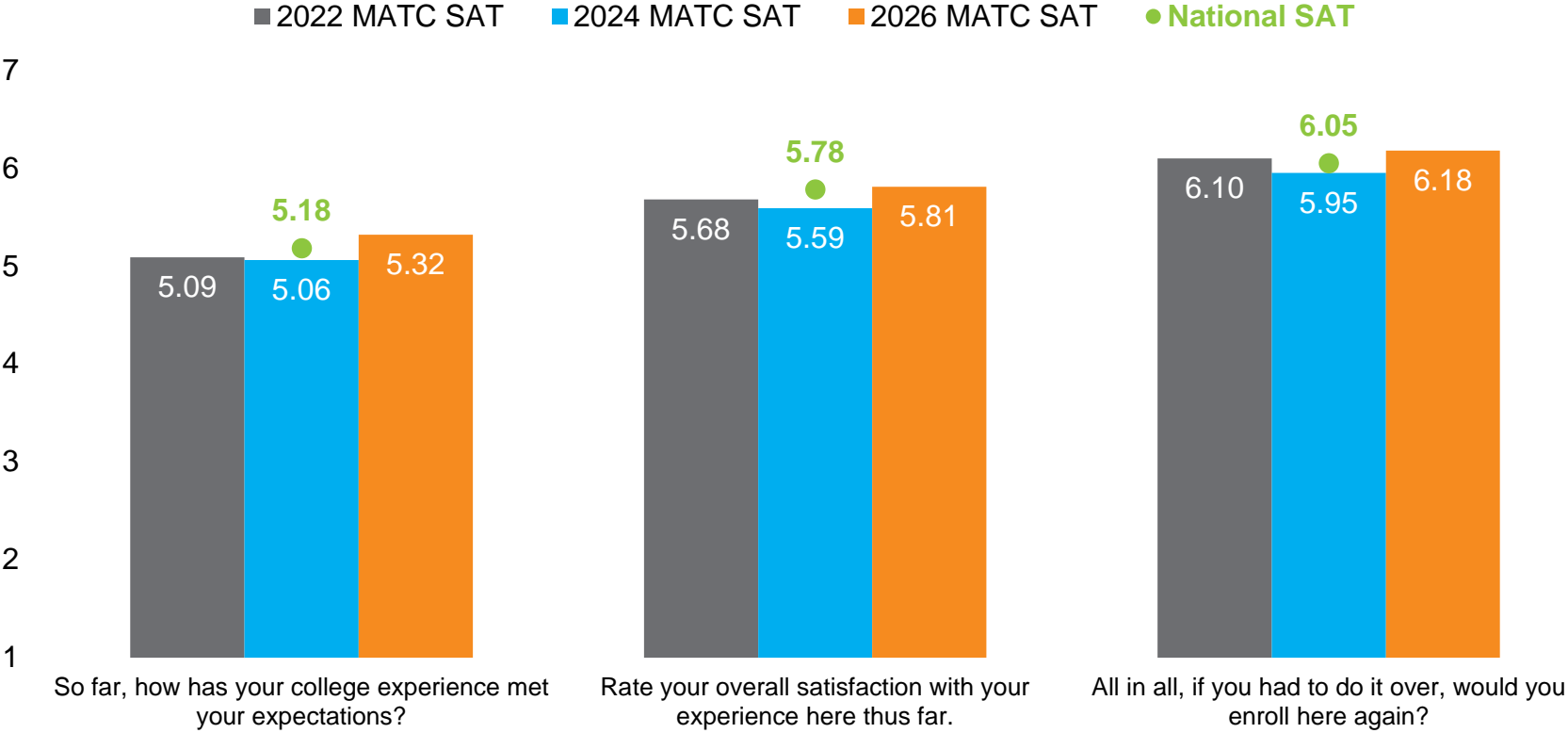


# About the SSI Survey:

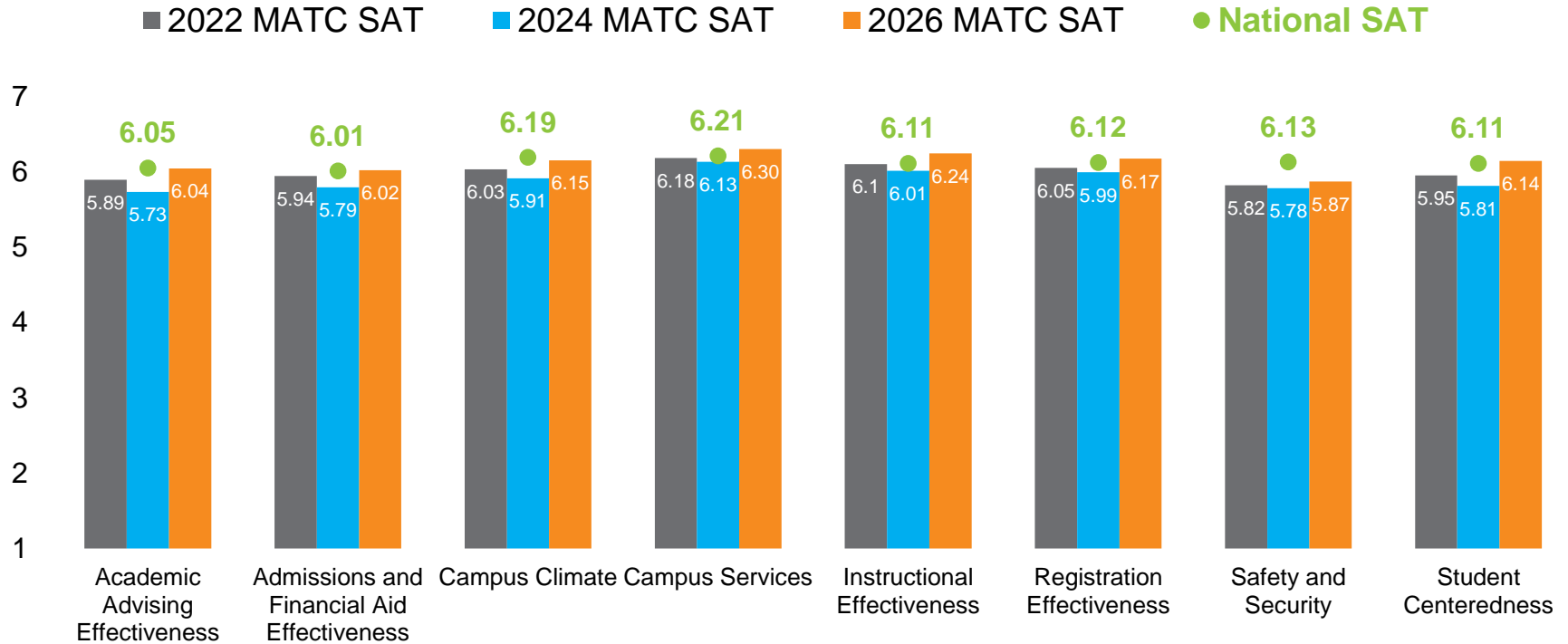
- 2,700+ colleges participate in the SSI
- 50 questions, grouped into eight areas
- SSI was administered online from  
February 15<sup>th</sup> - March 16<sup>th</sup> 2026
- 1,497 students completed (10.1% of  
14,788)



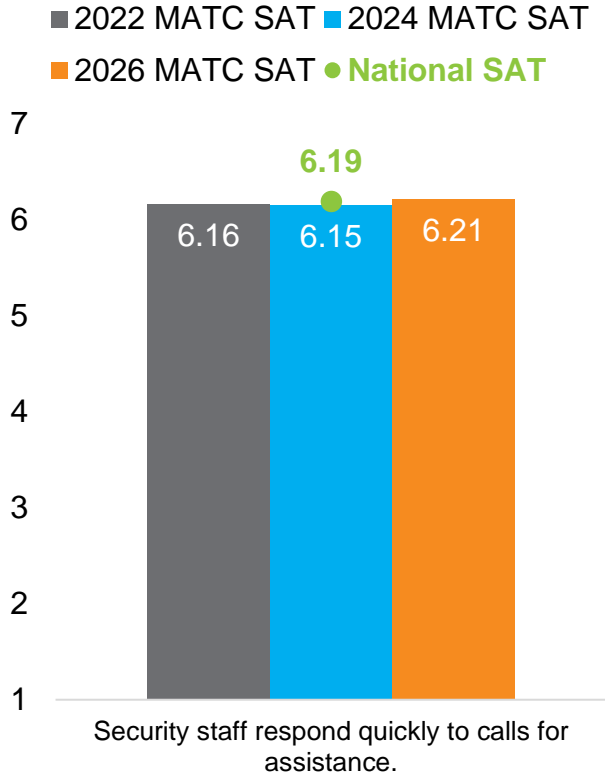
# Student Satisfaction Scores by College Area



# Student Satisfaction Scores by College Area

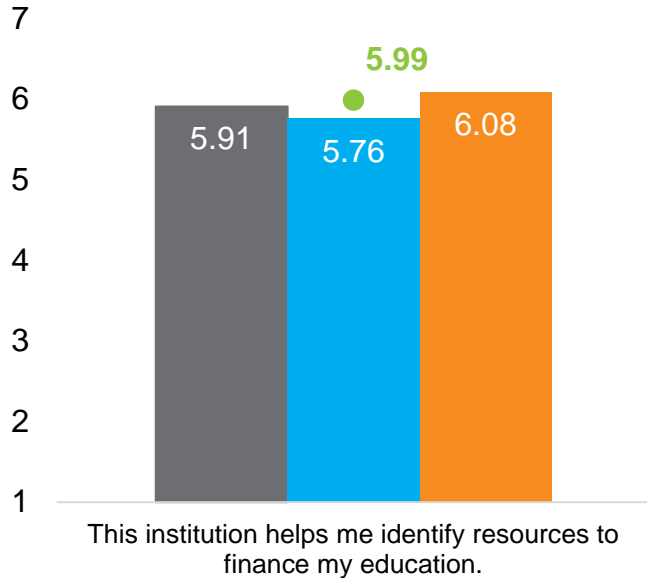


# Safety and Security



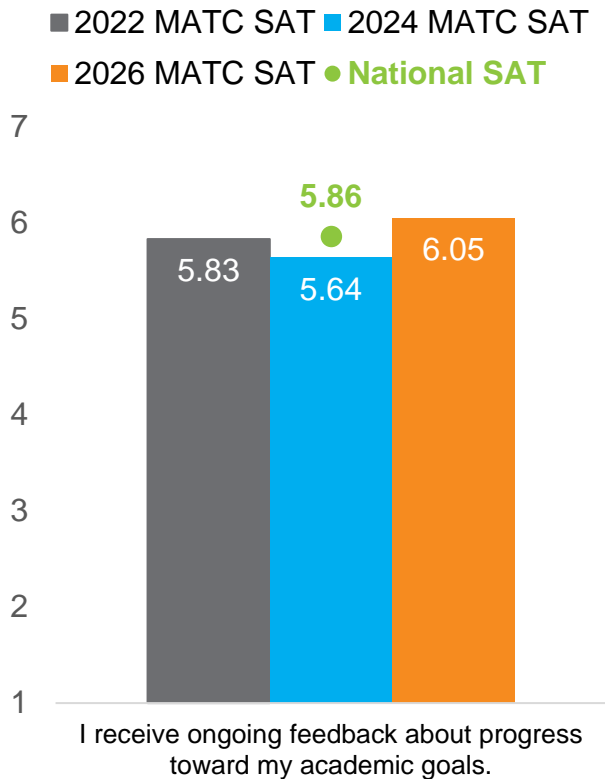
# Admissions and Financial Aid Effectiveness

■ 2022 MATC SAT ■ 2024 MATC SAT  
■ 2026 MATC SAT ● National SAT



*“Financial support, campus opportunities, and student services all work together to make MATC a place where students can truly succeed.”*


# Academic Advising Effectiveness



# Academic Advising Effectiveness

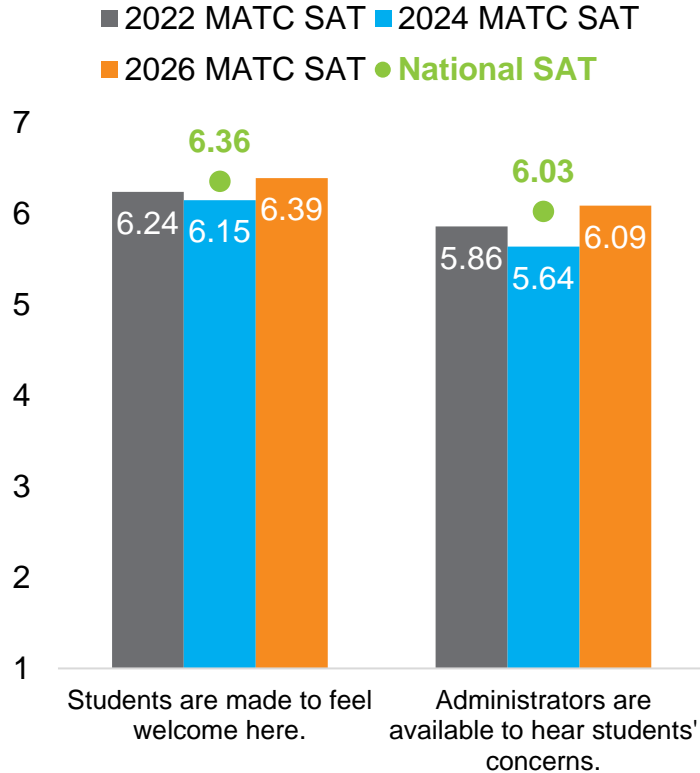
*“My advisors were amazing, especially during times when I struggled to find the right program. They never belittled me or made me feel like a failure for changing my major. Instead, they offered encouragement and genuine support, always focused on helping me succeed.”*

# Instructional Effectiveness Satisfaction



*“The professors are professional, knowledgeable, and passionate about teaching. They explain topics clearly, encourage participation, and are always available to answer questions or provide extra help when needed.”*

# Student Centeredness Satisfaction



*“From the moment I began my program, I have felt welcomed and encouraged by both faculty and fellow students.”*

*“Very much happy with my experience at MATC. It has a really supportive community of administrators and advisors.”*



**Questions?**