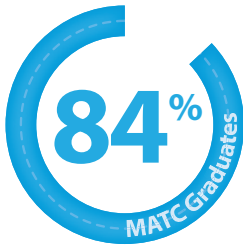


TURN PRO SOONER



2013
GRADUATE
Career Report



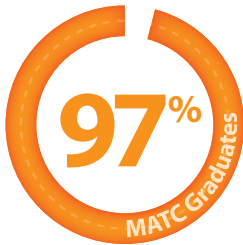
**ASSOCIATE DEGREE GRADUATES
EMPLOYED WITHIN SIX MONTHS
OF GRADUATION**

Average Annual Graduate Earnings
(six months after graduation)
\$36,542 Associate Degree



**TECHNICAL DIPLOMA GRADUATES
EMPLOYED WITHIN SIX MONTHS
OF GRADUATION**

Average Annual Graduate Earnings
(six months after graduation)
\$30,616 Technical Diploma



**GRADUATES VERY SATISFIED/SATISFIED
WITH THEIR MATC EDUCATION**

Additional degree and diploma programs offered in 2014-15. MATC responds to emerging workplace needs with new career-centered programs. Visit matc.edu for the complete list of programs and descriptions. Several new MATC programs are not listed in this report. Data on those programs will be available in subsequent reports.

Compare MATC's affordable tuition. The college's emphasis on new technologies, hands-on career preparation and comprehensive services that bolster student success makes MATC the region's best value in higher education.

ASSOCIATE DEGREES

State Employment Opportunities¹

	Percent Employed	Average Annual Wage	2013 (Actual)	2016 (Projected)	2018 (Projected)
Accounting	79 %	\$ 35,848	848	843	829
Administrative Professional	63 %	\$ 31,956	206	174	157
Air Conditioning and Refrigeration Technology	100 %	\$ 35,221	187	207	232
Anesthesia Technology	75 %	\$ 35,589	42	97	84
Animation	56 %	\$ 20,089	16	20	16
Architectural Technology	70 %	\$ 25,052	17	18	21
Automotive Technology	(94 %)	(\$ 30,353)	697	438	458
Automotive Technology Comprehensive	90 %	\$ 29,510	848	843	829
Baking and Pastry Arts	83 %	\$ 28,496	284	139	132
Banking and Financial Services	(100 %)	\$ 27,850	127	202	211
Biomedical Electronics Technology	100 %	\$ 42,012	42	51	51

	Percent Employed	Average Annual Wage	2013 (Actual)	2016 (Projected)	2018 (Projected)
Business Management	86 %	\$ 37,601	781	822	820
Cardiovascular Technology	82 %	\$ 47,753	25	51	47
Chemical Technician	*	*	53	38	37
Civil Engineering Technology	86 %	\$ 42,692	9	10	11
Computer Electronics Technology	67 %	*	30	29	29
Computer Simulation and Gaming	67 %	*	16	20	16
Criminal Justice – Law Enforcement	87 %	\$ 27,262	443	381	374
Culinary Arts	86 %	\$ 28,440	91	70	67
Culinary Management	(100 %)	(\$ 18,458)	91	70	67
Dental Hygiene	89 %	\$ 55,539	181	205	196
Dietetic Technician	78 %	\$ 28,694	7	11	10
Early Childhood Education	89 %	\$ 25,972	1,127	818	742
eBusiness Technology Analyst (formerly eBusinessTechnology Specialist)	75 %	\$ 25,896	58	55	46
Electronic Engineering Technology	60 %	\$ 53,297	77	59	62
Electronic Technology	67 %	\$ 50,081	6	3	2
Environmental Health and Water Quality Technology	91 %	\$ 31,977	29	32	31
Fashion/Retail Marketing	100 %	\$ 21,147	1,000	688	699
Fire Protection Technician	94 %	\$ 29,273	256	251	245
Funeral Service	100 %	\$ 37,741	13	17	15
Graphic Design	43 %	\$ 26,347	155	151	165
Healthcare Services Management	*	*	355	532	467
Hotel/Hospitality Management	(62 %)	(\$ 29,237)	33	20	20
Human Resources	(79 %)	(\$ 31,849)	102	83	81
Human Service Associate	67 %	\$ 30,133	484	333	295
Individualized Technical Studies	82 %	\$ 43,338	N/A	N/A	N/A
Interactive Media	73 %	\$ 33,509	155	151	165
Interior Design	70 %	\$ 34,846	27	31	36
Interpreter Technician	(100%)	\$ 47,840	32	45	41
IT Computer Support Specialist	85 %	\$ 31,355	365	352	319
IT Information Systems Security Specialist	85 %	\$ 37,291	46	61	57
IT Mobile Applications Developer (formerly IT Programmer/Analyst)	100 %	\$ 49,442	234	250	222
IT Network Specialist	85 %	\$ 39,285	200	206	202
Landscape Horticulture	75 %	\$ 22,898	97	40	36
Legal Administrative Professional – Accelerated	100 %	\$ 31,210	43	59	54
Marketing Management	100 %	\$ 30,826	125	130	119
Mechanical Design Technology	83 %	\$ 43,636	61	44	41
Medical Administrative Specialist	76 %	\$ 28,516	355	532	467
Medical Laboratory Technician (formerly Clinical Laboratory Technician)	100 %	\$ 36,565	96	148	137
Meeting and Event Management	80 %	\$ 31,502	59	49	47
Music Occupations	100 %	\$ 56,278	27	18	18
Occupational Therapy Assistant	100 %	\$ 45,625	33	42	39
Paralegal	88 %	\$ 42,374	77	120	123
Photography	100 %	\$ 25,653	59	19	25
Physical Therapist Assistant	100 %	\$ 35,063	47	79	69
Quality Engineering Technology	(60 %)	(\$ 58,250)	82	53	58
Radiography	89 %	\$ 41,647	81	148	131
Real Estate	(60 %)	(\$ 24,061)	92	33	40
Registered Nursing	91 %	\$ 52,631	1,389	2,247	2,049
Respiratory Therapist	100 %	\$ 45,067	34	70	65
Supervisory Management – Accelerated	100 %	\$ 49,057	200	188	182
Supply Chain Management	(100 %)	(\$ 37,437)	146	146	149
Surgical Technology	79 %	\$ 34,270	42	97	84
Sustainable Facilities Operations	67 %	*	573	334	382
Technical Studies - Apprentice	(100 %)	(\$ 56,158)	N/A	N/A	N/A
Television and Video Production	85 %	\$ 29,713	28	33	34
Welding Technology	100 %	\$ 46,899	477	417	419
Program Percent Employed Average	84 %				
Associate Degree Program Average Wage		\$ 36,542			

	Percent Employed	Average Annual Wage	2013 (Actual)	2016 (Projected)	2018 (Projected)
Accounting Assistant (formerly Computerized Accounting Assistant)	40 %	\$ 24,799	730	635	660
Appliance Technician	57 %	*	41	27	28
Architectural Woodworking/Cabinetmaking	83 %	\$ 30,072	119	43	53
Auto Collision Repair and Finish Technician	71 %	\$ 30,618	132	89	90
Automotive Maintenance Technician	92 %	\$ 28,631	697	438	458
Aviation Technician – Airframe and Powerplant	*	*	31	43	40
Baking Production	50 %	*	284	139	132
Bilingual Office Assistant	*	*	1,882	1,659	1,721
Bricklaying and Masonry	*	*	114	84	111
Business Management	67 %	*	730	635	660
Carpentry	56 %	\$ 21,481	394	271	427
CNC Machine Operator/Programmer	78 %	\$ 34,833	85	79	82
Cosmetology (formerly Barber/Cosmetology)	64 %	\$ 30,077	251	295	281
Culinary Assistant	(75 %)	*	836	747	724
Dental Assistant	70 %	\$ 25,400	163	190	181
Dental Technician	*	*	65	58	49
Diesel and Powertrain Servicing	86 %	\$ 35,127	181	194	199
Early Childhood Education	67 %	*	1,127	818	742
Electrical Power Distribution/Line Mechanic	90 %	\$ 37,283	162	153	148
Electricity	77 %	\$ 23,507	317	455	493
Emergency Medical Technician	87 %	\$ 30,078	171	222	208
Emergency Medical Technician – Advanced	100 %	\$ 48,178	171	222	208
Entrepreneurship	*	*	1,087	999	1,007
Food and Beverage Management	*	*	1,033	702	685
Health Unit Coordinator	50 %	\$ 26,555	143	198	182
Machine Tool Operations	73 %	\$ 30,780	144	110	105
Marketing Specialist	*	*	271	308	291
Mechanical and Computer Drafting	*	*	61	44	41
Medical Assistant	62 %	\$ 26,284	387	488	426
Medical Billing	50 %	*	143	198	182
Medical Coding Specialist	75 %	(\$ 28,609)	143	198	182
Medical Interpreter	75 %	\$ 33,703	32	45	41
Nursing Assistant	76 %	\$ 27,611	981	1,433	1,299
Office Technology Assistant	75 %	\$ 24,794	1,882	1,659	1,721
Optician – Vision Care	75 %	*	93	80	71
Pharmacy Technician	82 %	\$ 28,764	228	167	164
Phlebotomy	76 %	\$ 26,718	46	87	78
Power Engineering and Boiler Operator	67 %	\$ 31,362	29	25	22
Practical Nursing	67 %	\$ 37,647	445	558	516
Preparatory Plumbing	60 %	*	190	224	260
Refrigeration, Air Conditioning & Heating Service Technician	100 %	\$ 35,707	187	207	232
Renal Dialysis Technician	71 %	\$ 31,980	16	20	18
Special Event Management	*	*	59	49	47
Tool and Die Making	*	(\$ 44,489)	67	41	46
Web Designer	57 %	\$ 31,775	56	62	59
Welding	74 %	\$ 32,230	477	417	419
Program Percent Employed Average	75 %				
Technical Diploma Program Average Wage		\$ 30,616			

Graduate Survey Response Rate = 56%

NOTES:

Source: WTCS 2013 Graduate Followup - MATC

() WTCS 2013 Graduate Followup - All Districts

¹ EMSI - Economic Modeling Specialists, Intl. Employment opportunities include new and replacement job openings in all Wisconsin counties.

* Insufficient data

Connecting Graduates and Employers

MATC assists students and graduates with their employment searches through the college's JOBshop. Students, graduates and employers use the JOBshop as a comprehensive site for job searches and placements. In addition, employers can access student and graduate résumés, hire an intern or post a job opening.



Employers with position openings utilize the TechConnect online job posting service. Current students, graduates and employers can visit the JOBshop web page under the Quick Links heading at matc.edu.



Our Programs Match Your Interests

MATC has an occupational program for virtually every interest. Our career-centered programs are designed to be completed in two years or less of full-time study. MATC faculty members combine a passion for teaching and student success with years of related professional work experience. A full range of student services helps ensure you will reach your potential. We also offer:


- The best value in higher education
- 200 degree, diploma, certificate and apprentice programs
- Four convenient, full-service campuses
- Classes offered during the day, evenings, weekends and online
- Financial aid, including grants and scholarships
- Full accreditation by the Higher Learning Commission on Institutions of Higher Education, the national standard for accrediting colleges and schools; many programs also feature industry-specific accreditations
- An active student life with 40 professional student organizations and junior college men's and women's athletics



AREA'S TOP COMPANIES, SERVICE PROVIDERS RELY ON MATC GRADUATES

Among the employers of MATC alumni:

- Aurora Health Care
- Bell Ambulance
- Children's Hospital of Wisconsin
- City of Milwaukee and other local municipalities
- Columbia St. Mary's
- Forward Dental
- Froedtert Hospital/Medical College of Wisconsin
- Milwaukee County
- Milwaukee Public Schools
- Northwestern Mutual
- Paratech Ambulance Service
- Potawatomi Hotel and Casino
- Target
- Walgreens
- We Energies
- Wheaton Franciscan Healthcare



Multiple Paths to Your Goals

In addition to 85 associate degree and 63 technical diploma programs, MATC also offers:

Certificates – Targeted, short-term (one-semester) programs designed to prepare you quickly for a career or update your current job skills.

Four-Year College Transfer – Finish the first half of your bachelor's degree through Liberal Arts and Sciences courses (200-level). Credits are accepted at public and private four-year colleges and universities throughout the state and beyond. We also have 400 four-year college transfer agreements that provide transfer of selected associate degree programs as the first two years of a four-year degree.

Apprenticeships – “Earn and learn” a skilled trade at MATC and on the job through one of 20 partner employers.

Students attend MATC for a variety of reasons. For those who do not intend to complete a degree or diploma program, success means completing a course or two to gain a specific skill. The total number of annual graduates has increased 40% since 2002. About 3,000 students graduate from the college each year. In addition, MATC is committed to the Completion Challenge, an important nationwide initiative to increase the number of graduates 50% by 2020. MATC's goal is to reach 3,900 graduates in six years.



Report Definitions and Qualifications

Graduates: Students who graduated from an associate degree or technical diploma program in December 2012 and May 2013.

MATC District: All of Milwaukee County, the southern two-thirds of Ozaukee County, and small portions of Washington and Waukesha counties.

Percent Employed: The proportion of responding program graduates who are employed per program. When fewer than three graduates from a program responded, the percentage of WTCS graduates employed statewide, when applicable, is shown in parentheses.

Salary Figures: The average salary of MATC graduates responding to the survey and computed per program. When fewer than three program graduates provided salary data, WTCS graduates' annual median salaries, when applicable, are provided in parentheses. State median salaries are not included in computing the overall average program salary for MATC graduates.

Employment Projections: Job openings for each college program are the total projected employment opportunities for all Wisconsin counties in a single related occupation for each program. Projections include both new and replacement positions for the corresponding occupational category.

About the Survey: This report is based on telephone surveys conducted among graduates between November 2013 and February 2014. Fifty-six percent (1,565 of 2,779) of December 2012 and May 2013 graduates responded to the survey.



For more information: matc.edu or 414-297-MATC

DOWNTOWN MILWAUKEE
700 West State Street

MEQUON
5555 West Highland Road

OAK CREEK
6665 South Howell Avenue

WEST ALLIS
1200 South 71st Street

MATC is accredited by the Higher Learning Commission, Commission on Institutions of Higher Education, the national standard in accrediting colleges and schools for distinction in academics and student services.

MATC is an Affirmative Action/Equal Opportunity Institution and complies with all requirements of the Americans With Disabilities Act.

